



HAMAD MEDICAL CORPORATION

ANNUAL HEALTH REPORT 2008

Department of Epidemiology & Medical Statistics
Hamad Medical Corporation
Doha - State of Qatar

June 2009

HAMAD GENERAL HOSPITAL • WOMEN'S HOSPITAL • AL-KHOR HOSPITAL • RUMAILAH HOSPITAL • AL-AMAL HOSPITAL



Qatar



- Health Centers in Qatar**
1. Abu Hamour
 2. Abubaker Al-Sidiq
 3. Airport
 4. Al-Gharaffa
 5. Al-Guwairiya
 6. Al-Jumeiliya
 7. Al-Kaaban
 8. Al-Khor
 9. Al-Mirab (Dental/School Health)
 10. Al-Montaza
 11. Al-Rayyan
 12. Al-Shahaniya
 13. Al-Shamal
 14. Al-Wakra
 15. Madinat Khalifa
 16. Omer Bin Al-Khatab
 17. Sudanatheel
 18. Um Bab
 19. Um Gwalina
 20. Um Salal
 21. Walk-in clinic (Bachelors)
 22. West Bay



حضرة صاحب السمو

الشيخ حمد بن خليفة آل ثاني

امير البلاد القطري

H.H. SHEIKH HAMAD BIN KHALIFA AL-THANI

Emir of the State of Qatar

ANNUAL HEALTH REPORT (2008)

OF

THE HAMAD MEDICAL CORPORATION

EDITORIAL BOARD

H.E Abdulla Khalid Al Qahatani, Minister of Public Health.

Dr.Latifa Al Houty, Chairperson of the Board of Directors,
Hamad Medical Corporation.

Dr.Hanan Mohd Salem Al-Kuwari, Managing Director, Hamad
Medical Corporation.

Dr.Peter Hill, Medical Director, Hamad Medical Corporation

Dr.Yousef Al Maslamani, Chief of Staff, Hamad General
Hospital, Hamad Medical Corporation

Dr.Hilal Rifai, Chief of Staff, Women's Hospital, Hamad
Medical Corporation

Dr.Magdy Mohd Magdy, Chief of Staff, Rumailah Hospital,
Hamad Medical Corporation

Dr.Hanadi Rafii El Ayoubi, Chief of Staff, Al-Amal Hospital,
Hamad Medical Corporation

Dr.Hani Al-Kilani, Chief of Staff, Al-Khor hospital, Hamad
Medical Corporation

Mr.Richard Browne, Director of Medical Records, Hamad
General Hospital, Hamad Medical Corporation

EDITOR : Prof.Dr.Abdulbari Bener, Head of Department of
Epidemiology & Medical Statistics, Hamad Medical
Corporation

Professor of Public Health, Weill Cornell Medical College,
Qatar, Adjunct Professor; Medical School, University of
Manchester, UK.

ASST.EDITOR : Mrs.Soji Samson, Medical Statistics Demographer, Dept. of
Epidemiology & Medical Statistics, Hamad Medical
Corporation

SUPPORTING STAFF :

Mr.Antony Rodrigo George
Mr.Bonnie Von V. Tan

* * * * *

PREFACE

The vision of the Hamad Medical Corporation (HMC) is to be an internationally recognised world class center for health care excellence. The HMC has obtained the "JCI accreditation" and the mission of HMC is to deliver the highest quality care with the utmost compassion through effective leadership, the promotion of excellence and ongoing education and research. The Hamad Medical Corporation offer the best quality care for all patients through the 22 primary health centers strategically located throughout Qatar in addition to the 5 government hospitals of the HMC and played its role in providing "Health For All" as pledged by the government of Qatar.

The Department of Epidemiology and Medical Statistics aims to support the vision of the HMC by conducting epidemiological researches, publishing health related studies in the peer reviewed international scientific journals, establishing disease registries for conducting researches and preparing health indicators and annual health reports which will help the policy makers and health planners in their decision making.

مقدمة

تتمثل رؤيا مؤسسة حمد الطبية في أن تكون المؤسسة من المراكز المرموقة والمعترف بها على المستوى العالمي في مجال تقديم خدمات الرعاية الصحية المتميزة وعالية الجودة. لقد حصلت المؤسسة مؤخراً على إعراف "الهيئة المشتركة الدولية - JCI". تتجسد رسالة مؤسسة حمد الطبية في تقديم رعاية صحية على أعلى مستوى وبأفضل ما يكون من لطف ورحمة من خلال قيادة فعالة تراعي الحرص على التميز والتطوير المستمر في مجال التدريب والتعليم والبحث العلمي. توفر المؤسسة والمجلس الأعلى للصحة أعلى مستوى من العناية بالمرضى من خلال (٢٢) مركز صحي تم توزيعها، على امتداد الدولة، بصورة استراتيجية مدروسة بالإضافة للمستشفيات الحكومية الكبرى التي تجسد عن صدق ماالتزمت به حكومة دول قطر في توفير "الصحة للجميع".

إن قسم الأوبئة والاحصاءات الطبية يحرص دائماً على دعم رؤيا مؤسسة حمد الطبية من خلال إجراء العديد من بحوث الأوبئة، نشر الدراسات المتعلقة بالصحة في أشهر المجلات العلمية العالمية، إعداد السجلات الخاصة بالأمراض بهدف إجراء البحوث وإعداد المؤشرات الصحية والتقارير الطبية التي تساعد معدي السياسات

The collection and analysis of data and upto date health information have been essential aspects of health planning and management. The Department has collaborative studies with renowned foreign Institutions to improve the quality of research like University of Toronto (Canada), University of Heidelberg (Germany), University of Cambridge Medical School (UK), University of Nottingham (U.K) and University of Cincinnati (U.S.A), University of John Hopkins (U.S.A) and University of Manchester (U.K).

It is our pleasure to present a comprehensive Annual Health Report for the year 2008, which not only accounts for our utilization of allocated resources but also explains the health achievements during the year 2008. This report reflects on the whole the various information and data that explain to the reader the amount of services provided by the hospitals and primary health care centers in addition to the resources and potentialities available for this service.

We welcome any constructive

ومخططي الصحة على اتخاذ القرارات السليمة. تعتبر عملية تجميع البيانات وتحليلها وتحديث المعلومات من العناصر الأساسية في عمليات التخطيط والإدارة في المجال الصحي . سعياً منه في تطوير نشاطه البحثي فقد قام قسم الأوبئة والإحصاءات الطبية بإجراء العديد من الدراسات المشتركة مع عدد من المؤسسات العالمية المرموقة مثل : جامعة تورنتو (كندا) ، جامعة هايدلبرج (ألمانيا) ، كلية كيمبريدج الطبية (المملكة المتحدة) ، جامعة نوتينجهام (المملكة المتحدة) ، جامعة سينسيناتي (الولايات المتحدة الأمريكية) ، جامعة جون هوبكنز (الولايات المتحدة الأمريكية) و جامعة مانشيستير (المملكة المتحدة) .

إنه لمن دواعي سرورنا إصدار التقرير الصحي السنوي الشامل للعام ٢٠٠٨م ، والذي لا يمثل لنا الاستفادة من المصادر المخصصة لنا فحسب ولكنه يقدم كذلك شرحاً للإنجازات التي تحققت في المجال الصحي خلال العام ٢٠٠٨م. يعكس هذا التقرير بصورة عامة مختلف المعلومات والبيانات التي توضح للقارئ حجم الخدمات التي توفرها مستشفياتنا ومراكزنا الصحية فضلاً عن الموارد والإمكانات المسخرة لتلك الخدمات .

إننا نرحب بأية إقتراحات بناءة أو أفكار خلاقة

suggestion and creative ideas which will help to get rid of the errors or at least to minimize the error to the accepted level.

It's never too much to congratulate the Editorial board of the Annual Health Report for making it possible to produce this report. Also, we take this opportunity to express our sincere thanks to all the medical departments of the Hamad Medical Corporation and departments of the National Health Authority for their active cooperation in preparing this report.

PROF.DR.LATIFA IBRAHIM AL HOUTI
CHAIRPERSON OF THE BOARD OF DIRECTORS,
HAMAD MEDICAL CORPORATION

يكون من شأنها المساعدة على تخطي الأخطاء أو ، على الأقل ، التقليل منها لأدنى حد ممكن.

إن هيئة التحرير التي أشرفت على إعداد هذا التقرير الصحي السنوي تستحق منا كل التهئة على مجهودها في إصداره وجعله ميسراً وفي متناول أيدينا . كما أننا ننتهز هذه الفرصة لنزجي كل الشكر والتقدير لكافة الإدارات والأقسام الطبية بمؤسسة حمد الطبية والهيئة الوطنية للصحة للتعاون النشط والفعال الذي ساهم في إعداد هذا التقرير.

الدكتورة/لطيفة إبراهيم الحوطي
رئيسة مجلس ادارة مؤسسة حمد الطبية

المحتويات
TABLE OF CONTENTS

| DESCRIPTION | رقم الصفحة PAGE NO | البيان |
|--|-----------------------------|--|
| <u>CHAPTER I : HEALTH INDICATORS</u> | | <u>الباب الاول : المؤشرات الصحية</u> |
| 1) Demographic indicators during the Period (2000 – 2008) | 21 | ١) المؤشرات الديموغرافية خلال الفترة (٢٠٠٠ – ٢٠٠٨م) |
| 2) Economic Indicators during the Period (1998/99 – 2006/07) | 22 | ٢) المؤشرات الإقتصادية خلال الفترة (١٩٩٨/٩٩ – ٢٠٠٦/٠٧) |
| 3) Health Service Indicators during the period (2000 – 2008) | 23 | ٣) مؤشرات الخدمات الصحية خلال الفترة (٢٠٠٠ – ٢٠٠٨) |
| 4) Health Manpower Indicators during the period (2000 – 2008) | 25 | ٤) مؤشرات القوى العاملة الصحية خلال الفترة (٢٠٠٠ – ٢٠٠٨) |
| 5) Nutritional and some morbidity indicators during the period (2000 – 2008) | 26 | ٥) مؤشرات التغذية وبعض مؤشرات الحالات المرضية خلال الفترة (٢٠٠٠ – ٢٠٠٨م) |
| 6) Mortality indicators during the period (2000 – 2008) | 27 | ٦) مؤشرات الوفيات خلال الفترة (٢٠٠٠ – ٢٠٠٨م) |

| DESCRIPTION | رقم الصفحة PAGE NO | البيان |
|--|-----------------------|--|
| CHAPTER II : THE HEALTH RESOURCES AVAILABLE | | الباب الثاني : الموارد الصحية المتوفرة |
| 7) Medical staff working in the National Health Authority & Hamad Medical Corporation by profession, sex & nationality during the year 2008. | 32 | ٧) العاملون بالمهن الصحية في الهيئة الوطنية للصحة ومؤسسة حمد الطبية حسب المهنة والجنس والجنسية لعام ٢٠٠٨ م |
| 8) Physicians working in the National Health Authority & Hamad Medical Corporation by speciality, sex & nationality during the year 2008. | 35 | ٨) الأطباء العاملون في الهيئة الوطنية للصحة ومؤسسة حمد الطبية حسب التخصص والجنس والجنسية لعام ٢٠٠٨ م. |
| 9) Medical Staff working in the National Health Authority & Hamad Medical Corporation by profession during the period (2001 – 2008) . | 37 | ٩) العاملون بالمهن الصحية في الهيئة الوطنية للصحة ومؤسسة حمد الطبية حسب المهنة خلال الفترة (٢٠٠١ – ٢٠٠٨ م) . |
| 10) Number of Physicians working in the National Health Authority and Hamad Medical Corporation by speciality during the period (2001 – 2008). | 40 | ١٠) الأطباء العاملون في الهيئة الوطنية للصحة ومؤسسة حمد الطبية حسب التخصص خلال الفترة (٢٠٠١ – ٢٠٠٨ م) . |
| 11) Number of Consultants in Hamad Medical Corporation by speciality, sex and nationality during the year 2008. | 43 | ١١) عدد الأطباء الاستشاريين في مؤسسة حمد الطبية حسب التخصص والجنس والجنسية لعام ٢٠٠٨ م . |
| 12) Number of physicians working in the National Health Authority & Hamad Medical Corporation by nationality and sex during the year 2008. | 46 | ١٢) الأطباء العاملون في الهيئة الوطنية للصحة ومؤسسة حمد الطبية حسب الجنسية والجنس لعام ٢٠٠٨ م . |
| 13) Actual Expenditures of the National Health Authority and Hamad Medical Corporation during the Financial years (1995/1996 – 2007/2008) | 48 | ١٣) الإنفاق الفعلي لهيئة الوطنية للصحة ومؤسسة حمد الطبية للسنوات المالية (١٩٩٥/١٩٩٦ – ٢٠٠٧/٢٠٠٨ م) |

| DESCRIPTION | رقم الصفحة PAGE NO | البيان |
|--|--------------------------|---|
| <u>CHAPTER III : PRIMARY HEALTH CARE SERVICES</u> | | <u>الباب الثالث : خدمات الرعاية الصحية الأولية</u> |
| 14) Number of visits to General Medicine Clinics in Health Centers by Health Center during the year 2008. | 53 | ١٤) عدد الزيارات الى عيادات الطب العام في المراكز الصحية حسب المركز الصحي (عام ٢٠٠٨م). |
| 15) Number of visits to Dental Clinics in health centers by health center during the period (2001 – 2008). | 54 | ١٥) عدد الزيارات الى عيادات الأسنان في المراكز الصحية حسب المركز الصحي خلال الفترة (٢٠٠١ – ٢٠٠٨م). |
| 16) Number of visits to well baby clinics in health centers by health center during the period (2001 - 2008). | 56 | ١٦) عدد الزيارات الى عيادة الأطفال الأصحاء في المراكز الصحية حسب المركز الصحي خلال الفترة (٢٠٠١ – ٢٠٠٨م). |
| 17) Number of visits to Antenatal clinics in health centers by health center during the period (2001 – 2008). | 58 | ١٧) عدد الزيارات الى عيادات الحوامل في المراكز الصحية حسب المركز الصحي خلال الفترة (٢٠٠١ – ٢٠٠٨م). |
| 18) Total visits to health centers by health center during the period (2001 – 2008). | 59 | ١٨) مجموع الزيارات الى المراكز الصحية حسب المركز الصحي خلال الفترة (٢٠٠١ – ٢٠٠٨م). |
| 19) Number of visits to antenatal clinics in health centers and % of referrals to Women's Hospital during the year 2008. | 62 | ١٩) عدد الزيارات الى عيادات الحوامل في المراكز الصحية ونسبة المحولين لمستشفى النساء والولادة (عام ٢٠٠٨م). |

| DESCRIPTION | رقم الصفحة PAGE NO. | البيان |
|---|------------------------|---|
| 20) Number of visits to Dental Clinics in Health Centers and % of referrals to hospital during the year 2008. | 63 | ٢٠) عدد الزيارات الى عيادات الأسنان في المراكز الصحية ونسبة المحولين للمستشفى (لعام ٢٠٠٨م) |
| 21) Number of lab analysis conducted in laboratories of the health centers by health center during the period (2001 – 2008). | 64 | ٢١) عدد التحاليل المختبرية التي أجريت في مختبرات المراكز الصحية حسب المركز الصحي خلال الفترة (٢٠٠١ – ٢٠٠٨م) |
| 22) Number of medical prescriptions issued in pharmacies of health centers by health center during the period (2001 – 2008) | 66 | ٢٢) عدد الوصفات الطبية التي صرفت لصيديات المراكز الصحية حسب المركز الصحي خلال الفترة (٢٠٠١ – ٢٠٠٨م) |
| CHAPTER IV : HOSPITAL SERVICES | | |
| <u>الباب الرابع :خدمات المستشفيات</u> | | |
| 23) Admissions, discharges and deaths in Hamad Medical Corporation by Hospital during the period (1998 – 2008) | 75 | ٢٣) المرضى الداخليين والمغادرون والوفيات في مؤسسة حمد الطبية حسب المستشفى والسنة خلال الفترة (١٩٩٨ – ٢٠٠٨م) |
| 24) Annual Summary Statistics of the Hamad Medical Corporation by Hospital during the period (2001 – 2008) | 76 | ٢٤) الملخص الاحصائي السنوي لمؤسسة حمد الطبية حسب المستشفى خلال الفترة (٢٠٠١ – ٢٠٠٨م) |
| 25) Number of beds in government hospitals by speciality during the period (2001– 2008) | 81 | ٢٥) عدد الأسرة في المستشفيات الحكومية حسب التخصص خلال الفترة (٢٠٠١ – ٢٠٠٨م) |
| 26) Number of visits to specialized outpatient clinics of Hamad Medical Corporation by nationality and sex during the year 2008. | 86 | ٢٦) عدد الزيارات الى العيادات الخارجية التخصصية بمستشفيات مؤسسة حمد الطبية حسب الجنسية والجنس لعام ٢٠٠٨م |
| 27) Number of visits to outpatient specialized clinics of hospitals of Hamad Medical Corporation during the period (2001 – 2008). | 93 | ٢٧) عدد الزيارات الى العيادات الخارجية التخصصية بمستشفيات مؤسسة حمد الطبية خلال الفترة (٢٠٠١ – ٢٠٠٨م) |

| DESCRIPTION | رقم الصفحة PAG NO. | البيان |
|---|-----------------------|--|
| 28) Number of visits to private specialized outpatient clinics of the Hamad Medical Corporation during the year 2008. | 104 | ٢٨) عدد الزيارات الى العيادات الخارجية الخاصة التخصصية بمؤسسة حمد الطبية لعام ٢٠٠٨ م . |
| 29) Number of students visited School health clinics by diagnosis, nationality and sex during the year 2008. | 106 | ٢٩) عدد الطلاب اللذين زارو عيادات الصحة المدرسية حسب تشخيص الحالة ، الجنسية والجنس خلال عام ٢٠٠٨ م . |
| 30) Number of students visited to school health clinics by diagnosis and age group during the year 2008. | 112 | ٣٠) عدد الطلاب اللذين زارو عيادات الصحة المدرسية حسب تشخيص الحالة، والفئة العمرية خلال عام ٢٠٠٨ م . |
| 31) Number of visits to the Accident and Emergency Section of the Hamad General Hospital and Al-Khor hospital during the year 2008. | 118 | ٣١) عدد الزيارات المبلغة الى قسم الحوادث والطوارئ بمستشفى حمد العام ومستشفى الخور لعام ٢٠٠٨ م . |
| 32) Number of discharged cases from hospitals and number of deaths by medical unit & Hospital during the period (2002 – 2008) | 120 | ٣٢) عدد حالات الخروج من المستشفيات وعدد الوفيات حسب الوحدة الطبية والمستشفى خلال الفترة (٢٠٠٢ – ٢٠٠٨ م) |
| 33) Number of registered T.B cases by age group, nationality and sex during the year 2008. | 125 | ٣٣) عدد الاصابات بالدرن المسجلة حسب فئة العمر والجنسية والجنس خلال عام ٢٠٠٨ م |
| 34) Number of registered T.B cases by nationality during the period (2001 – 2008) . | 127 | ٣٤) عدد الاصابات بالدرن المسجلة حسب الجنسية خلال الفترة (٢٠٠١ – ٢٠٠٨ م) |
| 35) Number of surgical operations carried out in the Operation Theatre of the Hamad Medical Corporation by hospital & type of operation during the year 2008. | 129 | ٣٥) عدد العمليات الجراحية التي أجريت (في غرف العمليات) بمؤسسة حمد الطبية حسب المستشفى ونوع العملية لعام ٢٠٠٨ م |

| DESCRIPTION | رقم الصفحة PAG NO. | البيان |
|---|-----------------------|---|
| 36) Number of surgical operations carried out in the operation theatre of the Hamad Medical Corporation by type of operation during the period (2001 – 2008). | 133 | ٣٦) عدد العمليات الجراحية التي أجريت (في غرف العمليات) بمؤسسة حمد الطبية حسب نوع العملية خلال الفترة (٢٠٠١ - ٢٠٠٨م) |
| 37) Number of cases attended in Day Care Units of the Hamad Medical Corporation by nationality during the year 2008. | 137 | ٣٧) عدد الحالات بوحدة العناية اليومية بمؤسسة حمد الطبية حسب الجنسية لعام ٢٠٠٨م |
| 38) Number of cases attended in Day Care Units of the Hamad Medical Corporation by type of cases during the period (2001 – 2008). | 140 | ٣٨) عدد الحالات بوحدة العناية اليومية بمؤسسة حمد الطبية حسب نوع العملية خلال الفترة (٢٠٠١ - ٢٠٠٨م) |
| 39) Number of patients & X-ray examinations done in the National Health Authority & Hamad Medical Corporation by location of the X-ray unit during the period (2002 – 2008) | 147 | ٣٩) عدد المرضى وفحوصات الأشعة في الهيئة الوطنية للصحة ومؤسسة حمد الطبية حسب موقع وحدة الأشعة خلال الفترة (٢٠٠٢ - ٢٠٠٨م) |
| 40) Number of X-ray examinations done in the National Health Authority & Hamad Medical Corporation by hospital, nationality and sex during the year 2008 | 148 | ٤٠) عدد فحوصات الأشعة في الهيئة الوطنية للصحة ومؤسسة حمد الطبية حسب المستشفى والجنسية والجنس لعام ٢٠٠٨م |
| 41) Number of specimens & laboratory tests conducted in the Hamad Medical Corporation by type of lab during the year 2008. | 150 | ٤١) عدد العينات والفحوصات المختبرية التي أجريت بمؤسسة حمد الطبية حسب نوع المختبر لعام ٢٠٠٨م |
| 42) Number of laboratory tests conducted in the Hamad Medical Corporation by type of lab during the period (2001 – 2008) | 151 | ٤٢) عدد الفحوصات المختبرية التي أجريت بمؤسسة حمد الطبية حسب نوع المختبر خلال الفترة (٢٠٠١ - ٢٠٠٨م) |
| 43) Number of patients to Endoscopy Unit by nationality and sex during the period (2006 –2008). | 154 | ٤٣) عدد المرضى لقسم منظار الجهاز الهضمي حسب الجنسية والجنس خلال الفترة (٢٠٠٦ - ٢٠٠٨م) |

| DESCRIPTION | رقم الصفحة PAG NO. | البيان |
|--|-----------------------|---|
| 44) Number of patients attended in Renal Dialysis Unit by nationality and sex during the period (2001 – 2008). | 156 | ٤٤) عدد المرضى لوحدة غسيل الكلى حسب الجنسية والجنس خلال الفترة (٢٠٠١ – ٢٠٠٨م). |
| 45) Number of patients attended in Lithotripsy Unit, Urology Section by nationality and sex during the period (2001 – 2008) | 157 | ٤٥) عدد المرضى لوحدة تفتيت الحصى – قسم المسالك البولية حسب الجنسية والجنس خلال الفترة (٢٠٠١ – ٢٠٠٨م). |
| 46) Number of deliveries and infants born in Women’s Hospital & Al-Khor Hospital by month during the period (2002 – 2008) . | 158 | ٤٦) عدد حالات الولادة والمواليد في مستشفى النساء والولادة ومستشفى الخور حسب الشهر خلال الفترة (٢٠٠٢ – ٢٠٠٨م). |
| 47) Number and type of delivery in Women’s Hospital & Al-Khor Hospital during the period (2004 – 2008) | 161 | ٤٧) عدد حالات الوضع ونوع الولادة في مستشفى النساء والولادة ومستشفى الخور خلال الفترة (٢٠٠٤ – ٢٠٠٨م). |
| 48) Number of patients treated and completed cycles in the Assisted Conception Unit & outcome of their pregnancy and the success rate during the year 2008 | 163 | ٤٨) عدد المرضى المعالجين ونتائج الحمل ونسبة النجاح في وحدة العلاج المساعد للانجاب في مستشفى النساء والولادة خلال العام ٢٠٠٨م. |
| 49) Number of surgical procedures done in the Assisted Conception Unit of the Women’s Hospital during the period (2004 – 2008). | 164 | ٤٩) عدد العمليات الجراحية في وحدة العلاج المساعد للانجاب في مستشفى النساء والولادة خلال الفترة (٢٠٠٤ – ٢٠٠٨م). |
| 50) Number of patients attended by physiotherapy units in Hamad Medical Corporation by location during the year 2008. | 165 | ٥٠) عدد المرضى لوحدة العلاج الطبيعي بمؤسسة حمد الطبية حسب المكان لعام ٢٠٠٨م. |
| 51) Number of Physiotherapy sessions done in Hamad Medical Corporation by location during the year 2008. | 166 | ٥١) عدد جلسات العلاج الطبيعي التي أجريت في وحدة العلاج الطبيعي بمؤسسة حمد الطبية حسب المكان لعام ٢٠٠٨م. |
| 52) Number of patients & physiotherapy sessions done in Hamad Medical Corporation by location during the period (2003 – 2008). | 167 | ٥٢) عدد المرضى وجلسات العلاج الطبيعي بمؤسسة حمد الطبية حسب المكان خلال الفترة (٢٠٠٣ – ٢٠٠٨م). |

| DESCRIPTION | رقم الصفحة PAGE NO. | البيان |
|--|------------------------|---|
| 53) Number of patients and Occupational therapy sessions done in Hamad Medical Corporation by nationality and sex during the year 2008. | 169 | ٥٣) عدد المرضى وجلسات العلاج في قسم التأهيل المهني بمؤسسة حمد الطبية حسب الجنسية والجنس لعام ٢٠٠٨م . |
| 54) Number of patients & occupational therapy sessions done in Hamad Medical Corporation by month during the period (2003 – 2008) | 170 | ٥٤) عدد المرضى وجلسات العلاج في قسم التأهيل المهني بمؤسسة حمد الطبية حسب الشهر خلال الفترة (٢٠٠٣ – ٢٠٠٨) |
| 55) Number of Respiratory therapy Sessions done in the Respiratory Dept. of the Hamad General Hospital by it's type, nationality and sex during the year 2008. | 172 | ٥٥) عدد جلسات العلاج التنفسي بمستشفى حمد العام حسب نوع العلاج، الجنسية والجنس لعام ٢٠٠٨م . |
| 56) Number of respiratory therapy sessions done in Hamad Medical Corporation by type of treatment during the period (2001 – 2008) . | 175 | ٥٦) عدد جلسات العلاج التنفسي بمؤسسة حمد الطبية حسب نوع العلاج خلال الفترة (٢٠٠١ – ٢٠٠٨م) . |
| 57) Number of respiratory therapy sessions done in the Neonatal Intensive Care unit, Women's Hospital during the year 2008 | 176 | ٥٧) عدد جلسات العلاج التنفسي بوحدة الأطفال الحديثي الولادة، مستشفى النساء والولادة لعام ٢٠٠٨م |
| 58) Number of analysis done in the pulmonary, Allergy, Bronchoscope and Sleep Lab, Department of Medicine by type of analysis, nationality and sex during the year 2008. | 178 | ٥٨) عدد التحاليل التي أجريت في مختبر الرئة والحساسية – إدارة الطب حسب نوع التحاليل والجنسية والجنس لعام ٢٠٠٨م . |
| 59) Number of analysis done in the Pulmonary, Allergy, Bronchoscope and Sleep Lab, Dept. of Medicine by type of analysis during the period (2001 – 2008) | 180 | ٥٩) عدد التحاليل التي أجريت في مختبر الرئة والحساسية – قسم الباطنة حسب نوع التحاليل خلال الفترة (٢٠٠١ – ٢٠٠٨) |

| DESCRIPTION | رقم الصفحة PAGE NO. | البيان |
|---|------------------------|---|
| 60) Number of Medical prescriptions issued in the pharmacies of Hamad Medical Corporation by the location of pharmacy during the period (2001 – 2008) | 182 | ٦٠ عدد الوصفات الطبية التي صرفت من صيدليات مؤسسة حمد الطبية حسب موقع الصيدلة خلال الفترة (٢٠٠١ – ٢٠٠٨م) |
| 61) Number of Blood donors & number of infectious cases found among them by nationality during the year 2008. | 183 | ٦١ عدد المتبرعين بالدم وعدد حالات الامراض المعدية المكتشفة بينهم حسب الجنسية خلال عام ٢٠٠٨م |
| 62) Number of Blood donors by month, nationality and sex during the year 2008. | 185 | ٦٢ عدد المتبرعين بالدم حسب الشهر والجنسية والجنس خلال عام ٢٠٠٨م |
| 63) Quantity of blood donated by nationality and blood group and quantity of blood consumed during the year 2008. | 186 | ٦٣ كميات الدم التي تم التبرع بها حسب الجنسية وفصيلة الدم وكمية الدم المستهلكة خلال عام ٢٠٠٨م |
| 64) Number of blood donors to the Blood Bank by nationality during the period (1998 – 2008) | 187 | ٦٤ عدد المتبرعين لبنك الدم بمؤسسة حمد الطبية حسب جنسية المتبرع خلال الفترة (١٩٩٨ – ٢٠٠٨م) |
| 65) Number of cases approved for treatment abroad by the Medical Board by speciality during the period (2002 - 2008). | 189 | ٦٥ عدد الحالات الموافق على علاجها بالخارج من قبل اللجنة الطبية حسب التخصص خلال الفترة (٢٠٠٢ – ٢٠٠٨م) |
| 66) Number of cases approved for treatment abroad by the Medical Board by place of treatment during the period (2002 – 2008). | 190 | ٦٦ عدد الحالات الموافق على علاجها بالخارج من قبل اللجنة الطبية حسب مكان العلاج خلال الفترة (٢٠٠٢ – ٢٠٠٨م) |
| 67) Number of cancer cases reported in the Cancer Registry by nationality and sex during the year 2008. | 192 | ٦٧ عدد حالات الأورام المسجلة حسب الجنسية والجنس خلال عام ٢٠٠٨م |
| 68) Number of cancer cases reported in the Cancer registry by age group during the year 2008. | 194 | ٦٨ عدد حالات الأورام المسجلة حسب فئة العمر خلال عام ٢٠٠٨م |

| DESCRIPTION | رقم الصفحة PAGE NO. | البيان |
|---|------------------------|---|
| <p><u>CHAPTER 5 : INPATIENT DISCHARGE DIAGNOSIS OF THE HOSPITALS OF THE HAMAD MEDICAL CORPORATION</u></p> | | <p><u>الباب الخامس : حالات الخروج من المستشفيات بمؤسسة حمد الطبية</u></p> |
| <p>69) Number of discharged cases from hospitals of the Hamad Medical Corporation by type of disease (ICD-9 major category), nationality and sex during the year 2008.</p> | 199 | <p>(٦٩) عدد حالات الخروج من المستشفيات بمؤسسة حمد الطبية حسب نوع المرض (التصنيف الدولي للأمراض المراجعة التاسعة) والجنسية والجنس لعام ٢٠٠٨م.</p> |
| <p>70) Number of discharged cases from hospitals of the Hamad Medical Corporation, number of deaths, and average length of stay by disease (ICD-9 major category) nationality & sex during the year 2008.</p> | 201 | <p>(٧٠) عدد حالات الخروج من المستشفيات بمؤسسة حمد الطبية وعدد الوفيات ومعدل الإقامة بالأيام حسب نوع المرض (التصنيف الدولي للأمراض المراجعة التاسعة) لعام ٢٠٠٨م.</p> |
| <p>71) Number of discharged cases from hospitals of the Hamad Medical Corporation by type of disease (ICD-9 major category) & age group during the year 2008.</p> | 203 | <p>(٧١) عدد حالات الخروج من المستشفيات بمؤسسة حمد الطبية حسب نوع المرض (التصنيف الدولي للأمراض المراجعة التاسعة) وفئة العمر لعام ٢٠٠٨م.</p> |
| <p>72) Leading causes of admissions to hospitals of the Hamad Medical Corporation by nationality during the year 2008</p> | 205 | <p>(٧٢) الأسباب الرئيسية للدخول الى المستشفيات بمؤسسة حمد الطبية حسب الجنسية لعام ٢٠٠٨م.</p> |
| <p>73) Inpatient discharges from hospitals of the Hamad Medical Corporation by ICD 9 CM, nationality, sex and age group for the year 2008.</p> | 212 | <p>(٧٣) عدد حالات الخروج من المستشفيات بمؤسسة حمد الطبية حسب نوع المرض (التصنيف الدولي للأمراض المراجعة التاسعة) والجنسية والجنس وفئة العمر لعام ٢٠٠٨م.</p> |
| <p>74) Inpatients with surgical procedures discharged from hospitals of the Hamad Medical Corporation during the year 2008</p> | 312 | <p>(٧٤) عدد الإجراءات الجراحية الرئيسية للمرضى المغادرين من المستشفيات بمؤسسة حمد الطبية لعام ٢٠٠٨م.</p> |

| DESCRIPTION | رقم الصفحة PAGE NO. | البيان |
|---|------------------------|---|
| <u>HAMAD GENERAL HOSPITAL</u> | | |
| 75) Number of discharged cases from Hamad General Hospital by type of disease (ICD-9 major category), nationality and sex during the year 2008. | 329 | ٧٥) عدد حالات الخروج من مستشفى حمد العام حسب نوع المرض (التصنيف الدولي للأمراض المراجعة التاسعة) والجنسية والجنس لعام ٢٠٠٨م. |
| 76) Number of discharged cases from Hamad General Hospital by type of disease (ICD-9 major category) during the period (2001 – 2008) | 331 | ٧٦) عدد حالات الخروج من مستشفى حمد العام حسب نوع المرض (التصنيف الدولي للأمراض المراجعة التاسعة خلال الفترة (٢٠٠١ – ٢٠٠٨) |
| 77) Number of inpatient discharges of the Hamad General Hospital by type of disease (ICD 9 CM sub group), age group, nationality and sex during the year 2008 | 333 | ٧٧) عدد حالات الخروج من مستشفى حمد العام حسب نوع المرض (التصنيف الدولي للأمراض – المراجعة التاسعة) وفئة العمر والجنسية والجنس خلال عام ٢٠٠٨م |
| 78) Inpatients with surgical procedures discharged from Hamad General Hospital by type of surgery during the year 2008 | 352 | ٧٨) عدد الإجراءات الجراحية الرئيسية للمرضى المغادرين من مستشفى حمد العام حسب نوع الجراحة لعام ٢٠٠٨م. |
| <u>WOMEN'S HOSPITAL</u> | | |
| 79) Number of discharged cases from Women's Hospital, by type of disease (ICD-9), nationality sex and age group during the year 2008. | 357 | ٧٩) عدد حالات الخروج من مستشفى النساء والولادة حسب نوع المرض (التصنيف الدولي للأمراض المراجعة التاسعة) والجنسية والجنس وفئة العمر لعام ٢٠٠٨م. |
| 80) Number of discharged cases from the Women's Hospital by type of disease (ICD-9 major category) during the period (2003 – 2008) | 359 | ٨٠) عدد حالات الخروج من مستشفى النساء والولادة حسب نوع المرض (التصنيف الدولي للأمراض – المراجعة التاسعة) خلال الفترة (٢٠٠٣ – ٢٠٠٨) |
| 81) Number of inpatient discharges of the Women's Hospital by type of disease (ICD 9 CM sub group), age group, nationality and sex during the year 2008. | 361 | ٨١) عدد حالات الخروج من مستشفى النساء والولادة حسب نوع المرض (التصنيف الدولي للأمراض – المراجعة التاسعة) وفئة العمر والجنسية والجنس خلال عام ٢٠٠٨م. |
| 82) Inpatients with surgical procedures discharged from Women's Hospital during the year 2008. | 369 | ٨٢) عدد الإجراءات الجراحية الرئيسية للمرضى المغادرين من مستشفى النساء والولادة حسب نوع الجراحة خلال العام ٢٠٠٨م. |

| DESCRIPTION | رقم الصفحة PAGE NO. | البيان |
|---|------------------------|--|
| <p><u>RUMAILAH HOSPITAL</u> <u>مستشفى الرميله</u></p> | | |
| 83) Number of discharged cases from the Rumailah hospital by type of disease (ICD-9 major category), nationality and sex during the period 2008. | 373 | ٨٣) عدد حالات الخروج من مستشفى الرميله حسب نوع المرض (التصنيف الدولي للأمراض – المراجعة التاسعة) والجنسية والجنس لعام ٢٠٠٨م |
| 84) Number of inpatient discharges of Rumailah Hospital by type of disease (ICD 9 CM sub group), age group, nationality and sex during the year 2008. | 375 | ٨٤) عدد حالات الخروج من مستشفى الرميله حسب نوع المرض (التصنيف الدولي للأمراض – المراجعة التاسعة) وفئة العمر والجنسية والجنس خلال عام ٢٠٠٨م |
| 85) Inpatients with surgical procedures discharged from Rumailah Hospital by type of surgery during the year 2008. | 384 | ٨٥) عدد الإجراءات الجراحية الرئيسية للمرضى المغادرين من مستشفى الرميله حسب نوع الجراحة خلال العام ٢٠٠٨م |
| <p><u>AL AMAL HOSPITAL</u> <u>مستشفى الأمل</u></p> | | |
| 86) Number of discharged cases from the Al Amal hospital by type of disease (ICD-9 major category), nationality and sex during the period 2008. | 389 | ٨٦) عدد حالات الخروج من مستشفى الأمل حسب نوع المرض (التصنيف الدولي للأمراض – المراجعة التاسعة) والجنسية والجنس لعام ٢٠٠٨م |
| 87) Number of discharged cases from the Al Amal Hospital by type of disease (ICD-9 major category) during the period (2007 – 2008) | 391 | ٨٧) عدد حالات الخروج من مستشفى الأمل حسب نوع المرض (التصنيف الدولي للأمراض – المراجعة التاسعة) خلال الفترة (٢٠٠٧ – ٢٠٠٨) |
| 88) Number of inpatient discharges of Al Amal Hospital by type of disease (ICD 9 CM sub group), age group, nationality and sex during the year 2008. | 393 | ٨٨) عدد حالات الخروج من مستشفى الأمل حسب نوع المرض (التصنيف الدولي للأمراض – المراجعة التاسعة) وفئة العمر والجنسية والجنس خلال عام ٢٠٠٨م |

| <p style="text-align: center;"><u>DESCRIPTION</u></p> | <p style="text-align: center;">رقم الصفحة PAGE NO.</p> | <p style="text-align: center;"><u>البيان</u></p> |
|---|---|---|
| <p>89) Inpatients with surgical procedures discharged from Al Amal Hospital by type of surgery during the year 2008.</p> | <p>403</p> | <p>٨٩) عدد الاجراءات الجراحية الرئيسية للمرضى المغادرين من مستشفى الأمل حسب نوع الجراحة خلال العام ٢٠٠٨م</p> |
| <p><u>AL KHOR HOSPITAL</u></p> | | |
| <p>90) Number of discharged cases from Al-Khor Hospital by type of disease (ICD-9 major category), nationality and sex during the year 2008.</p> | <p>407</p> | <p>٩٠) عدد حالات الخروج من مستشفى الخور حسب نوع المرض (التصنيف الدولي للأمراض - المراجعة التاسعة) والجنسية والجنس خلال العام ٢٠٠٨م</p> |
| <p>91) Number of discharged cases from the Al Khor hospital by type of disease (ICD-9 major category) during the period (2006 – 2008).</p> | <p>409</p> | <p>٩١) عدد حالات الخروج من مستشفى الخور حسب نوع المرض (التصنيف الدولي للأمراض - المراجعة التاسعة) خلال الفترة (٢٠٠٦ - ٢٠٠٨).</p> |
| <p>92) Number of inpatient discharges of Al Khor hospital by type of disease (ICD 9 sub group) , nationality, sex and age group during the year 2008.</p> | <p>411</p> | <p>٩٢) عدد حالات الخروج من مستشفى الخور حسب نوع المرض (التصنيف الدولي للأمراض - المراجعة التاسعة) والجنسية والجنس وفئة العمر خلال عام ٢٠٠٨م</p> |
| <p>93) Inpatients with surgical procedures discharged from Al Khor Hospital by type of surgery, nationality, sex and age group during the year 2008.</p> | <p>426</p> | <p>٩٣) عدد الإجراءات الجراحية الرئيسية للمرضى المغادرين من مستشفى الخور حسب نوع الجراحة والجنسية والجنس و فئة العمر خلال العام ٢٠٠٨م</p> |

| DESCRIPTION | رقم الصفحة PAGE NO. | البيان |
|---|------------------------|--|
| CHAPTER VI : VITAL HEALTH STATISTICS & PREVENTIVE MEDICINE | | الباب السادس : الإحصاءات الحيوية والطب الوقائي |
| 94) Infectious diseases reported to the Preventive Health Department by nationality during the year 2008. | 431 | ٩٤) حالات الأمراض المعدية المبلغ عنها لإدارة الصحة الوقائية حسب الجنسية خلال عام ٢٠٠٨ م . |
| 95) Infectious diseases reported to the Preventive Health Department by sex during the year 2008. | 433 | ٩٥) حالات الأمراض المعدية المبلغ عنها لإدارة الصحة الوقائية حسب الجنس خلال عام ٢٠٠٨ م . |
| 96) Infectious diseases reported to the Preventive Health Department by age group during the year 2008. | 435 | ٩٦) حالات الأمراض المعدية المبلغ عنها لإدارة الصحة الوقائية حسب فئة العمر خلال عام ٢٠٠٨ م . |
| 97) Infectious diseases reported to the Preventive Health Care Department during the year (2001 – 2008). | 438 | ٩٧) حالات الأمراض المعدية المبلغ عنها لإدارة الصحة الوقائية خلال الفترة (٢٠٠١ – ٢٠٠٨) |
| 98) Coverage percentage of Basic Immunization given to infants less than one year during the period (2001 – 2008) | 441 | ٩٨) نسبة التغطية بالتطعيمات الأساسية التي أعطيت للأطفال بعمر أقل من سنة خلال الفترة (٢٠٠١ – ٢٠٠٨) . |
| 99) Number of deaths by sex, nationality and causes of death (ICD 10 major classification) during the year 2008. | 442 | ٩٩) عدد الوفيات حسب الجنس والجنسية وسبب الوفاة (التصنيف الدولي للأمراض – المراجعة العاشرة) لعام ٢٠٠٨ م . |
| 100) Vital statistics during the period (1999 – 2008) (Numbers) | 444 | ١٠٠) الإحصاءات الحيوية خلال الفترة (١٩٩٩ – ٢٠٠٨) (الأعداد) |
| 101) Vital statistics during the period (1999 – 2008) (Rates) | 445 | ١٠١) الإحصاءات الحيوية خلال الفترة (١٩٩٩ – ٢٠٠٨) (المعدلات) |
| 102) Expectation of life by age group for the year 2007. | 448 | ١٠٢) توقع البقاء على قيد الحياة حسب فئة العمر لعام ٢٠٠٧ م . |

المؤشرات الصحية

HEALTH INDICATORS

Chapter

1
الباب الأول



المؤشرات الديموغرافية خلال الفترة (٢٠٠٠ - ٢٠٠٨ م)

DEMOGRAPHIC INDICATORS DURING THE PERIOD (2000 - 2008)

Table No. (1)

جدول رقم (١)

| INDICATORS | Year | | | | | | | | | المؤشرات |
|---------------------------------------|---------|---------|-------|-------|-------|-------|-------|-------|-------|--|
| | 2008 | 2007 | 2006 | 2005 | 2004 | 2003 | 2002 | 2001 | 2000 | |
| 1) Population (in thousand) | 1,448.4 | 1,226.2 | 838.1 | 796.2 | 755.1 | 724.1 | 616.2 | 595.3 | 578.5 | ١) حجم السكان (بالآف) |
| 2) Natural Increase Rate/1000 Pop | 10.5 | 11.3 | 14.8 | 14.9 | 15.6 | 16.0 | 17.8 | 18.3 | 17.3 | ٢) معدل الزيادة الطبيعية لكل الف من السكان |
| 3) Crude Birth Rate/1000 Pop | 11.9 | 12.8 | 16.8 | 16.8 | 17.4 | 17.8 | 19.8 | 20.3 | 19.5 | ٣) معدل المواليد الخام لكل الف من السكان |
| 4) Total Fertility Rate (15-49) years | 2.3 | 2.4 | 2.7 | 2.7 | 2.8 | 3.0 | 3.4 | 3.4 | 3.2 | ٤) معدل الانتجاب الكلي (١٥ - ٤٩ سنة) |
| 5) Life Expectancy at Birth | | | | | | | | | | ٥) توقع الحياة عند الولادة |
| -Male | NA | 77.8 | 75.9 | 75.3 | 76.8 | 74.4 | 74.4 | 74.3 | 74.3 | - الذكور |
| -Female | NA | 77.9 | 75.7 | 75.8 | 76.5 | 74.7 | 74.7 | 74.8 | 73.8 | - الإناث |
| -Total | NA | 77.8 | 75.8 | 75.5 | 76.7 | 74.6 | 74.6 | 74.4 | 74.4 | - المجموع |

المؤشرات الاقتصادية خلال الفترة (١٩٩٨/٩٩ - ٢٠٠٦/٠٧)

ECONOMIC INDICATORS DURING THE PERIOD (1998/1999 - 2006/2007)

Table No. (2)

جدول رقم (٢)

| INDICATORS | YEAR | | | | | | | | | المؤشرات |
|---|---------|---------|---------|---------|---------|---------|---------|---------|---------|---|
| | 2006/07 | 2005/06 | 2004/05 | 2003/04 | 2002/03 | 2001/02 | 2000/01 | 1999/00 | 1998/99 | |
| 1) GDP per Capita (QRs). | 246572 | 192530 | 152276 | 102677 | 105636 | 108169 | 111753 | 80448 | 68708 | ١) إجمالي الناتج المحلي للفرد (ر.ق) |
| 2) Percapita of Expenditure of Hamad Medical Corporation & National Health Authority(QRs). | 4178 | 3316 | 2692 | 2137 | 2124 | 1887 | 1472 | 1525 | 1411 | ٢) متوسط نصيب الفرد من الاتفاق لمؤسسة حمد الطبية والهيئة الوطنية للصحة |
| 3) Percapita of National Health Expenditure (excluding health expenditure of private sector) (QRs). | 4383 | 3478 | 2836 | 2255 | 2247 | 2004 | 1581 | 1624 | 1516 | ٣) متوسط نصيب الفرد من الاتفاق الصحي الوطني (لا يشمل اتفاق بالقطاع الصحي الخاص) |
| 4) Total national health expenditure as % of GDP (excluding health expenditure of private sector). | 2.3 | 1.8 | 1.9 | 2.2 | 2.1 | 1.9 | 1.4 | 2.0 | 2.2 | ٤) % الاتفاق الصحي الوطني من الناتج المحلي القومي (لا يشمل اتفاق بالقطاع الصحي الخاص) |
| 5) % of total Government health expenditure out of GDP. | 1.8 | 1.8 | 1.9 | 2.2 | 2.1 | 1.9 | 1.4 | 2.0 | 2.2 | ٥) % الاتفاق الصحي الحكومي من الناتج المحلي القومي |
| 6) % of Government health expenditure out of total govt. expenditure. | 14.9 | 11.8 | 8.9 | 10.6 | 9.0 | 7.0 | 5.9 | 5.2 | 4.9 | ٦) % الاتفاق الحكومي عل الصحة من إجمالي الاتفاق الحكومي |

مؤشرات الخدمات الصحية خلال الفترة (٢٠٠٠ - ٢٠٠٨ م)
HEALTH SERVICE INDICATORS DURING THE PERIOD (2000 - 2008)

Table No. (3)

جدول رقم (٣)

| INDICATORS | السنة | | | | | | | | | المؤشرات |
|---|-------|------|------|------|-------------------------|---------------------|-------|------|------|--|
| | Year | | | | | | | | | |
| | 2008 | 2007 | 2006 | 2005 | 2004 | 2003 | 2002 | 2001 | 2000 | |
| 1) No. of Hospitals in Qatar. | 9 | 9 | 9 | 9 | 8 | 5 | 5 | 5 | 4 | ١) عدد المستشفيات بدولة قطر |
| 2) No. of Hospital Beds in Qatar. | 2023 | 2034 | 2114 | 1660 | 1546 | 1468 | 1457 | 1439 | 1344 | ٢) عدد أسرة المستشفيات بدولة قطر |
| 3) Hospital Beds per 10,000 Population. | 14.0 | 16.6 | 25.2 | 20.9 | 20.5 | 20.3 | 23.6 | 24.2 | 23.2 | ٣) عدد أسرة المستشفيات لكل ١٠٠٠٠ من مجموع السكان |
| 4) No. of Primary Health Care Centers* in Qatar (governmental). | 30 | 30 | 30 | 29 | 29 | 29 | 29 | 30 | 30 | ٤) عدد وحدات الرعاية الصحية الأولية (الحكومية) |
| 5) No. of Private Individual clinics & Polyclinics. | 177 | 219 | 181 | 159 | 161 | 154 | 149** | 166 | 134 | ٥) عدد العيادات الفردية والمجمعات الطبية بالقطاع الخاص |
| 6) Bed Occupancy Rate (%). | | | | | | | | | | ٦) معدل اشغال الأسرة |
| - Hamad General Hospital | 90 | 85 | 86 | 83 | 81 | 81 | 80 | 77 | 72 | - مستشفى حمد العام |
| - Rumailah Hospital (includes Rehab & Geriatrics) | 83.1 | 88.8 | 87.1 | 83.2 | 81 | 78 | 81 | 79 | 77 | - مستشفى الرميلة |
| - Women's Hospital | 71 | 69 | 66 | 65 | 65 | 64 | 62 | 61 | 59 | - مستشفى النساء والولادة |
| - Al Amal Hospital | 76 | 69 | 63 | 51 | - | Opened in July 2004 | | | | - مستشفى الأمل |
| - Al Khor Hospital | 60 | 57 | 43 | 31 | Opened in the year 2005 | | | | | - مستشفى الخور |
| 7) Average Length of Stay in Hospitals (days). | | | | | | | | | | ٧) متوسط اقامة المريض بالمستشفى (يوم) |
| - Hamad General Hospital | 8.4 | 7.8 | 7.5 | 7.5 | 7 | 7.2 | 7.5 | 7.4 | 6.9 | - مستشفى حمد العام |
| - Rumailah Hospital (includes Rehab & Geriatrics) | 28.2 | 25.8 | 31.2 | 33 | 31 | 31 | 33 | 32 | 32 | - مستشفى الرميلة |
| - Women's Hospital | 3.5 | 3.5 | 3.4 | 3.5 | 3.5 | 3.5 | 3.6 | 3.8 | 3.8 | - مستشفى النساء والولادة |
| - Al Amal Hospital | 9.1 | 8.7 | 8.5 | 9.8 | - | Opened in July 2004 | | | | - مستشفى الأمل |
| - Al Khor Hospital | 4.7 | 4.9 | 3.7 | 4.3 | Opened in the year 2005 | | | | | - مستشفى الخور |

* includes health centers of Primary Health Care dept. Medical Commission, Police, Army, QGPC & Sports Medicine Center.

** In 2002 some of the medical clinics are merged as per the rule that husband and wife can work together.

Table No. (3) contd....

| INDICATORS | Year | | | | | | | | | المؤشرات |
|--|------|------|------|------|------|------|------|------|------|---|
| | 2008 | 2007 | 2006 | 2005 | 2004 | 2003 | 2002 | 2001 | 2000 | |
| 8) Immunization in children under one year of age | | | | | | | | | | ٨) تحصينات الأطفال أقل من سنة |
| Coverage (%) | | | | | | | | | | نسبة التغطية (%) |
| - BCG | 98 | 96 | 100 | 100 | 100 | 100 | 100 | 99 | 100 | - لدن |
| - OPV 3 | 97 | 97 | 95 | 98 | 95 | 93 | 96 | 93 | 80.7 | - الجرعة الثالثة من الطعم شلل الأطفال |
| - DPT 3 | 97 | 94 | 96 | 97 | 96 | 92 | 97 | 93 | 80.4 | - الجرعة الثالثة من الطعم الثلاثي |
| - Hepatitis B | 97 | 94 | 96 | 97 | 97 | 93 | 99 | 93 | 83.3 | - التهاب الكبد الفيروسي |
| - Measles/MMR1 | 95 | 92 | 99 | 100 | 99 | 93 | 100 | 92 | 91.4 | - الحصبة |
| - Hemophilus Influenza | 97 | 94 | 96 | 97 | 96 | 92 | 96 | 93 | 80 | - هيروفيلس انفلونزا |
| 9) % of pregnant women attended by trained personnel during pregnancy. | 100 | 100 | 100 | 100 | 100 | 100 | 100 | 100 | 100 | ٩) النسبة المئوية للحوامل الثلاثي اشرفت عليهن عاملات مدربات اثناء الحمل |
| 10) % of deliveries attended by trained personnel. | 100 | 100 | 100 | 100 | 100 | 100 | 100 | 100 | 100 | ١٠) النسبة المئوية للولادات التي اشرفت عليها عاملات مدربات |
| 11) % of infants attended by trained personnel. | 100 | 100 | 100 | 100 | 100 | 100 | 100 | 100 | 100 | ١١) النسبة المئوية للرضع الذين اشرف عليهم عاملون مدربون |

مؤشرات القوى العاملة الصحية خلال الفترة (٢٠٠٠ - ٢٠٠٨ م)
HEALTH MANPOWER INDICATORS DURING THE PERIOD (2000 - 2008)

Table No. (4)

جدول رقم (٤)

| INDICATORS | Year | | | | | | | | | المؤشرات |
|---|------|------|------|------|------|------|------|------|------|--|
| | 2008 | 2007 | 2006 | 2005 | 2004 | 2003 | 2002 | 2001 | 2000 | |
| 1) No. of Doctors per 10,000 Population | 22.5 | 20.8 | 27.6 | 26.3 | 25.2 | 22.4 | 23.5 | 22.0 | 20.1 | (١) عدد الاطباء لكل ١٠٠٠٠ من السكان |
| 2) No. of Dentist per 10,000 Population | 5.6 | 4.0 | 5.2 | 4.9 | 4.2 | 3.9 | 3.6 | 3.7 | 3.2 | (٢) عدد اطباء الاسنان لكل من ١٠٠٠٠ من السكان |
| 3) No. of Nurses per 10,000 Population | 58 | 56.8 | 73.8 | 72.7 | 62 | 55.8 | 54.8 | 49.0 | 44.2 | (٣) عدد الممرضين والممرضات لكل ١٠٠٠٠ من السكان |
| 4) No. of Pharmacist per 10,000 Population | 9.1 | 9.6 | 12.6 | 12.4 | 11.2 | 10.1 | 9.9 | 8.9 | 7.5 | (٤) عدد الصيادلة لكل ١٠٠٠٠ من السكان |
| 5) No. of other health care providers per 10,000 Population | 22.4 | 21.7 | 27.1 | 25.8 | 22.1 | 19.8 | 20.6 | 15.9 | 14.8 | (٥) غيرهم لكل ١٠٠٠٠ من السكان |

مؤشرات التغذية وبعض مؤشرات الحالات المرضية خلال الفترة (٢٠٠٠ - ٢٠٠٨ م)
 NUTRITIONAL AND SOME MORBIDITY INDICATORS DURING THE PERIOD (2000 - 2008)

Table No. (5)

جدول رقم (٥)

| INDICATORS | Year | | | | | | | | | المؤشرات |
|---|----------|----------|----------|----------|----------|----------|----------|----------|----------|---|
| | 2008 | 2007 | 2006 | 2005 | 2004 | 2003 | 2002 | 2001 | 2000 | |
| 1) % Of Infants who has birth weight 2500gm and more at birth. | 91.6 | 91.6 | 91.4 | 91.9 | 91.7 | 92.0 | 90.1 | 91.1 | 90.5 | (١) نسبة المواليد الذين يزنون ٢٥٠٠ غرام عند الميلاد |
| INCIDENCE RATE OF GLOBAL TARGET COMMUNICABLE DISEASES PER 10,000 POPULATION | | | | | | | | | | معدل الحدوث لكل ١٠٠٠٠ نسمة من الامراض السارية المستهدفة عليها |
| 2) Poliomyelitis. | No cases | No cases | No cases | No cases | No cases | No cases | No cases | No cases | No cases | (٢) الشلل |
| 3) Neonatal Tetanus. | No cases | No cases | No cases | No cases | No cases | No cases | No cases | No cases | No cases | (٣) الكزاز الرئوي |
| 4) Guinea worm diseases. | No cases | No cases | No cases | No cases | No cases | No cases | No cases | No cases | No cases | (٤) دودة غينية |
| 5) Measles | 0.6 | 2.9 | 1.7 | 0.9 | 0.4 | 0.3 | 0.6 | 0.4 | 0.8 | (٥) الحصبة |
| 6) Malaria | 1.5 | 1.6 | 2.4 | 2.1 | 1 | 1.3 | 2.2 | 1.9 | 2.4 | (٦) الملاريا |
| 7) Leprosy | 0.4 | 0.3 | 0.5 | 0.3 | 0.2 | 0.2 | 0.1 | 0.2 | 0.03 | (٧) الجذام |
| 8) Tuberculosis (total) | 3.9 | 3.3 | 4.0 | 4.1 | 3.6 | 3.8 | 4.5 | 4.8 | 4.8 | (٨) مجموع التدرن |
| 9) Diarrhoeal diseases | 5.0 | 12.6 | 5.7 | 4.7 | 2.7 | 5.5 | 5.3 | 4.7 | 3.9 | (٩) امراض الاسهال |
| 10) Sexually Transmitted Diseases(includes Aides) | 3.1 | 3.8 | 7.4 | 7.6 | 8.5 | 9.2 | 6.6 | 5.9 | 5.2 | (١٠) الامراض المنقولة جنسيا بما فيها الايدز |

مؤشرات الوفيات خلال الفترة (٢٠٠٨ - ٢٠٠٠)
MORTALITY INDICATORS DURING THE PERIOD (2008 - 2000)

Table No. (6)

جدول رقم (٦)

| INDICATORS | Year | | | | | | | | | المؤشرات |
|---|---------------|---------------|------|------|------|------|----------|------|------|---|
| | 2008 | 2007 | 2006 | 2005 | 2004 | 2003 | 2002 | 2001 | 2000 | |
| 1) Crude Death Rate per 1000 Population | 1.3 | 1.5 | 2.1 | 1.9 | 1.8 | 1.8 | 2.0 | 2.0 | 2.0 | ١) معدل الوفيات الخام لكل ١٠٠٠ من السكان |
| 2) Infant Mortality Rate per 1000 Live Births | 7.7 | 7.5 | 8.1 | 8.2 | 8.6 | 10.7 | 8.7 | 9.2 | 11.7 | ٢) معدل وفيات الاطفال الرضع لكل الف مولود حي |
| 3) Children under 5 years Mortality Rate per 1000 Live Births | 9.5 | 9.1 | 10.7 | 10.4 | 10.4 | 12.4 | 10.2 | 11.1 | 13.1 | ٣) معدل وفيات الاطفال اقل من ٥ سنوات لكل الف مولود حي |
| 4) Maternal Mortality Rate per 100,000 Live Births | 11.6 | 31.9 | 7.1 | 22.4 | 7.6 | 23.3 | No cases | 8.3 | 8.3 | ٤) معدل وفيات الامهات لكل ١٠٠٠٠٠ مولود حي |
| 5) Perinatal Mortality / 1000 Live Births | Not available | Not available | 9.2 | 10.4 | 8.6 | 10.6 | 7.9 | 9.7 | 11.8 | ٥) معدل الوفاة حول الولادة لكل ١٠٠٠ مولود حي |

الموارد الصحية والمالية

THE HEALTH RESOURCES AVAILABLE

القوى العاملة الصحية
Health Manpower

الموارد المالية
Financial Resources

Chapter

2
الباب الثاني



الفصل الثاني التحليل الإحصائي للموارد الصحية المتوفرة

CHAPTER II

STATISTICAL ANALYSIS ON HEALTH RESOURCES AVAILABLE

There was a sharp increase in the number of medical staff (153.9%) in 2008 who provide health care services when compared to the year 2001 and an increase of 25.5% as compared to the previous year 2007. Among the most important medical professions like Doctors, Dentists and Nurses, there has been a substantial increase in number in 2008 compared to 2001: Doctors (133.6%), Dentists (128.8%), and Nurses (168.9%). As there was a remarkable development in facilities, the health manpower need also increased and an increase was noted in number of expatriates in certain professions especially in Nurses, Lab Technologists, Pharmacists, Radiology Technologists, Physiotherapists and Respiratory Therapists. However, few professions need more attention as there are no Qataris in these professions like Anaesthesia technician, Hemodialysis technician, Radiotherapist ..etc.

With regard to the health expenditure, the total expenditure of the National Health Authority and Hamad Medical Corporation reached to QRs.4,327 million in 2007/2008.

شهد العام ٢٠٠٨م زيادة حادة في عدد موظفي الكادر الطبي (١٥٣٩%) ، الذين يقدمون خدمات الرعاية الصحية ، مقارنة بما كان عليه في العام ٢٠٠١م كما أن هذه الزيادة بلغت ٢٥% إذا ما قورنت بالعام الماضي ٢٠٠٧م . شملت الزيادة الكبرى خلال العام ٢٠٠٨م قطاع المهن الطبية الأساسية مثل الأطباء ، أطباء الأسنان والمرضى مقارنة بالعام ٢٠٠١م : حيث بلغت نسبة الزيادة في عدد الأطباء ١٣٣٦% ، أطباء الأسنان ١٢٨٨% وقطاع التمريض ١٦٨٩% . وبما أنه قد حدث تطور ملحوظ في المرافق والمنشآت الصحية فقد ظهرت الحاجة كذلك إلى زيادة القوى البشرية حيث حدثت زيادة ملحوظة في عدد الأجانب العاملين في بعض المهن مثل التمريض ، فنيو المختبرات ، الصيدلة ، أخصائيو العلاج الطبيعي ، أخصائيو العلاج التنفسي . ومع ذلك ، فإن بعض قطاعات الخدمات الصحية تتطلب المزيد من الاهتمام والعناية مثل : فنيو التخدير ، فنيو غسيل الكلى...وخالفة نسبة لعدم وجود الكادر القطري المؤهل الذي يقوم بها .

فيما يتعلق بالمخصصات المالية للقطاع الصحي فقد بلغت جملة منصرفات الهيئة الوطنية للصحة ومؤسسة حمد الطبية خلال السنة المالية ٢٠٠٧ / ٢٠٠٨م ٤٣٢٧ مليون ريالاً قطرياً .

العاملون بالمهن الصحية في الهيئة الوطنية للصحة ومؤسسة حمد الطبية
حسب المهنة والجنس والجنسية (لعام ٢٠٠٨م)

MEDICAL STAFF WORKING IN THE NATIONAL HEALTH AUTHORITY AND HAMAD MEDICAL CORPORATION
BY PROFESSION, SEX AND NATIONALITY
(DURING THE YEAR 2008)

Table No. (7)

جدول رقم (٧)

| PROFESSION | المجموع الكلي | | | غير قطري NonQatari % | غير قطري NON QATARI | | | قطري Qatari % | قطري QATARI | | | المهنة |
|---|------------------|----------------|-------------|----------------------------|------------------------|----------------|-------------|---------------------|------------------|----------------|-------------|---------------------------------|
| | المجموع Total | انثى Female | ذكر Male | | المجموع Total | انثى Female | ذكر Male | | المجموع Total | انثى Female | ذكر Male | |
| | 1) Physician | 2268 | 854 | 1414 | 77 | 1749 | 513 | 1236 | 23 | 519 | 341 | |
| 2) Dentist | 254 | 140 | 114 | 62 | 158 | 66 | 92 | 38 | 96 | 74 | 22 | ٢) طبيب أسنان |
| 3) Nurses (Male & Female) | 6891 | 6025 | 866 | 91 | 6279 | 5413 | 866 | 9 | 612 | 612 | - | ٣) ممرضة وممرض |
| 4) Lab. Technologist & Technician | 647 | 426 | 221 | 77 | 497 | 286 | 211 | 23 | 150 | 140 | 10 | ٤) تقني وفني مختبر |
| 5) Pharmacist & Asst. Pharmacist | 557 | 252 | 305 | 92 | 514 | 214 | 300 | 8 | 43 | 38 | 5 | ٥) صيدلي ومساعد صيدلي |
| 6) Radiology Technologist & Technician | 338 | 156 | 182 | 93 | 316 | 137 | 179 | 7 | 22 | 19 | 3 | ٦) تقني وفني أشعة |
| 7) Dental Technician | 174 | 114 | 60 | 97 | 169 | 110 | 59 | 3 | 5 | 4 | 1 | ٧) فني أسنان |
| 8) Physiotherapist & Assistants | 139 | 65 | 74 | 91 | 127 | 54 | 73 | 9 | 12 | 11 | 1 | ٨) أخصائي علاج طبيعي ومساعدتهم |
| 9) Health Inspector | 91 | 4 | 87 | 23 | 21 | - | 21 | 77 | 70 | 4 | 66 | ٩) مفتش صحي |
| 10) Respiratory Therapist & Assistants | 82 | 36 | 46 | 85 | 70 | 27 | 43 | 15 | 12 | 9 | 3 | ١٠) أخصائي علاج تنفسي ومساعدتهم |
| 11) Social Worker | 78 | 73 | 5 | 9 | 7 | 6 | 1 | 91 | 71 | 67 | 4 | ١١) خدمة اجتماعية |
| 12) Occupational Therapist & Assistants | 71 | 36 | 35 | 89 | 63 | 31 | 32 | 11 | 8 | 5 | 3 | ١٢) أخصائي تأهيل مهني ومساعدتهم |
| 13) Anaesthesia Technician | 62 | 27 | 35 | 100 | 62 | 27 | 35 | - | - | - | - | ١٣) فني تخدير |
| 14) Hemodialysis Technician | 34 | 12 | 22 | 100 | 34 | 12 | 22 | - | - | - | - | ١٤) فني غسيل كلوي |

Table No. (7) contd....

تابع جدول رقم (٧)

| PROFESSION | المجموع الكلي | | | غير قطري Non Qatari % | غير قطري NON QATARI | | | قطري %Qatari % | قطري QATARI | | | المهنة |
|--|---------------|--------|------|-----------------------------|------------------------|------|-------|----------------------|----------------|------|-----|--|
| | المجموع | انثى | ذكر | | المجموع | انثى | ذكر | | المجموع | انثى | ذكر | |
| | Total | Female | Male | Total | Female | Male | Total | Female | Male | | | |
| 15) Dietician & technician | 32 | 24 | 8 | 56 | 18 | 11 | 7 | 44 | 14 | 13 | 1 | (١٥) أخصائي وفني تغذية |
| 16) Nursing Instructor | 31 | 24 | 7 | 100 | 31 | 24 | 7 | - | - | - | - | (١٦) معلمة تمريض |
| 17) Audiology Technologist | 24 | 21 | 3 | 63 | 15 | 12 | 3 | 38 | 9 | 9 | - | (١٧) تقني السمع |
| 18) Prosthetics & Orthotics Technologist & Technician | 24 | 8 | 16 | 67 | 16 | 5 | 11 | 33 | 8 | 3 | 5 | (١٨) تقني وفني أطراف صناعية مشدات الجبارة |
| 19) ECG Technician | 23 | 17 | 6 | 78 | 18 | 13 | 5 | 22 | 5 | 4 | 1 | (١٩) فني تخطيط القلب |
| 20) Speech Therapist | 17 | 11 | 6 | 94 | 16 | 11 | 5 | 6 | 1 | - | 1 | (٢٠) أخصائي معالجة النطق |
| 21) Health Educator | 17 | 16 | 1 | 65 | 11 | 11 | - | 35 | 6 | 5 | 1 | (٢١) متقف صحي |
| 22) Radiotherapist | 14 | 7 | 7 | 100 | 14 | 7 | 7 | - | - | - | - | (٢٢) فني أشعة/أورام |
| 23) Rehab Instructor | 14 | 7 | 7 | 79 | 11 | 4 | 7 | 21 | 3 | 3 | - | (٢٣) مدرب تأهيل |
| 24) Psychologist | 12 | 6 | 6 | 50 | 6 | 1 | 5 | 50 | 6 | 5 | 1 | (٢٤) أخصائي علم نفس |
| 25) Cardiac Cath Lab Technologist | 11 | 5 | 6 | 91 | 10 | 4 | 6 | 9 | 1 | 1 | - | (٢٥) تقني قسطرة القلب |
| 26) Diabetic Educator | 9 | 9 | - | 33 | 3 | 3 | - | 67 | 6 | 6 | - | (٢٦) متقف امراض السكري |
| 27) Optometrist | 7 | 7 | 0 | 43 | 3 | 3 | - | 57 | 4 | 4 | - | (٢٧) تقني البصريات |
| 28) CCS technologist | 5 | 2 | 3 | 80 | 4 | 2 | 2 | 20 | 1 | - | 1 | (٢٨) تقني جراحة القلب |
| 29) EEG Technician | 5 | 2 | 3 | 80 | 4 | 2 | 2 | 20 | 1 | - | 1 | (٢٩) فني تخطيط الدماغ |
| 30) Medical Physicist | 4 | 1 | 3 | 100 | 4 | 1 | 3 | - | - | - | - | (٣٠) اخصائي الطب النووي |
| 31) Podiatry Technician | 3 | 3 | 0 | 33 | 1 | 1 | - | 67 | 2 | 2 | - | (٣١) فني القدم |

Table No. (7) contd....

| PROFESSION | المجموع الكلي TOTAL | | | غير قطري NonQatari % | غير قطري NON QATARI | | | قطري Qatari % | قطري QATARI | | | المهنة |
|---------------------------------------|--------------------------|----------------|-------------|----------------------------|---------------------|----------------|-------------|---------------------|------------------|----------------|-------------|-----------------------------------|
| | المجموع Total | انثى Female | ذكر Male | | المجموع Total | انثى Female | ذكر Male | | المجموع Total | انثى Female | ذكر Male | |
| | 32) Pulmonary Technician | 2 | 1 | 1 | 100 | 2 | 1 | 1 | - | - | - | |
| 33) Plaster Technician | 2 | - | 2 | 100 | 2 | - | 2 | - | - | - | - | ٣٣ فني تجبير |
| 34) Environmental Health specialist | 2 | - | 2 | 100 | 2 | - | 2 | - | - | - | - | ٣٤ أخصائي صحة بيئية |
| 35) Gastroenterology Technologist | 1 | - | 1 | 100 | 1 | - | 1 | - | - | - | - | ٣٥ تقني المعدة والامعاء |
| 36) Dental Hygienist | 1 | 1 | - | 100 | 1 | 1 | - | - | - | - | - | ٣٦ أخصائي صحة الفم ورعاية الاسنان |
| 37) Medical Statistics & Epidemiology | 1 | - | 1 | 100 | 1 | - | 1 | - | - | - | - | ٣٧ الإحصاء الحيوي والوبائيات |
| 38) Biostatistics | 1 | - | 1 | 100 | 1 | - | 1 | - | - | - | - | ٣٨ الإحصاء الحوي |
| 39) Embryology Technologist | 1 | 1 | - | 100 | 1 | 1 | - | - | - | - | - | ٣٨ تقني علم أجنة |
| TOTAL | 11949 | 8393 | 3556 | 86 | 10262 | 7014 | 3248 | 14 | 1687 | 1379 | 308 | المجموع |

الإطباء العاملون في الهيئة الوطنية للصحة ومؤسسة حمد الطبية
حسب التخصص والجنس والجنسية (لعام ٢٠٠٨م)

PHYSICIANS WORKING IN THE NATIONAL HEALTH AUTHORITY AND HAMAD MEDICAL CORPORATION
BY SPECIALITY, SEX AND NATIONALITY (DURING THE YEAR 2008)

Table No. (8)

جدول رقم (٨)

| SPECIALITY | المجموع الكلي | | | غير القطري | | | قطري | | | نوع التخصص | | |
|-------------------------------------|------------------|----------------|-------------|------------------|------------------|----------------|-------------|--------------|------------------|------------|----------------|---------------------------|
| | المجموع Total | انثى Female | ذكر Male | غير القطريين | NON QATARI | | القطريين | QATARI | | | | |
| | | | | Non Qataris % | المجموع Total | انثى Female | ذكر Male | Qataris % | المجموع Total | | انثى Female | ذكر Male |
| 1) Physician (General Practitioner) | 1153 | 521 | 632 | 81 | 937 | 375 | 562 | 19 | 216 | 146 | 70 | ١) طبيب بشري (عام) |
| 2) Dentist (General) | 209 | 122 | 87 | 68 | 142 | 64 | 78 | 32 | 67 | 58 | 9 | ٢) طبيب أسنان (عام) |
| SPECIALISTS | | | | | | | | | | | | |
| 3) Paediatrics | 167 | 43 | 124 | 83 | 139 | 24 | 115 | 17 | 28 | 19 | 9 | ٣) أمراض الأطفال |
| 4) Family Medicine | 149 | 108 | 41 | 23 | 35 | 12 | 23 | 77 | 114 | 96 | 18 | ٤) طب الأسرة |
| 5) Internal Medicine | 139 | 27 | 112 | 85 | 118 | 16 | 102 | 15 | 21 | 11 | 10 | ٥) طب باطني |
| 6) Anaesthesia | 100 | 16 | 84 | 99 | 99 | 16 | 83 | 1 | 1 | - | 1 | ٦) التخدير |
| 7) General Surgery | 82 | 2 | 80 | 90 | 74 | 2 | 72 | 10 | 8 | - | 8 | ٧) جراحة عامة |
| 8) Obstetrics & Gynaecology | 62 | 42 | 20 | 71 | 44 | 24 | 20 | 29 | 18 | 18 | - | ٨) نسائية وتوليد |
| 9) Radiology | 46 | 12 | 34 | 87 | 40 | 9 | 31 | 13 | 6 | 3 | 3 | ٩) طب إشعاعي |
| 10) Dentistry | 45 | 18 | 27 | 36 | 16 | 2 | 14 | 64 | 29 | 16 | 13 | ١٠) طب أسنان |
| 11) Cardiology | 34 | 1 | 33 | 82 | 28 | - | 28 | 18 | 6 | 1 | 5 | ١١) أمراض القلب |
| 12) Pathology | 33 | 18 | 15 | 76 | 25 | 11 | 14 | 24 | 8 | 7 | 1 | ١٢) علم الأمراض |
| 13) E.N.T | 31 | 9 | 22 | 48 | 15 | 1 | 14 | 52 | 16 | 8 | 8 | ١٣) أنف وأذن وحنجرة |
| 14) Ophthalmology | 30 | 11 | 19 | 57 | 17 | 3 | 14 | 43 | 13 | 8 | 5 | ١٤) أمراض العيون |
| 15) Orthopedics | 28 | 0 | 28 | 82 | 23 | - | 23 | 18 | 5 | - | 5 | ١٥) جراحة العظام |
| 16) Urology | 22 | 0 | 22 | 86 | 19 | - | 19 | 14 | 3 | - | 3 | ١٦) أمراض المسالك البولية |
| 17) Dermatology & venerology | 21 | 11 | 10 | 33 | 7 | 1 | 6 | 67 | 14 | 10 | 4 | ١٧) أمراض جلدية وتناسلية |
| 18) Emergency Medicine | 19 | 4 | 15 | 89 | 17 | 3 | 14 | 11 | 2 | 1 | 1 | ١٨) طب الطوارئ |
| 19) Oncology/Hematology | 18 | 7 | 11 | 83 | 15 | 6 | 9 | 17 | 3 | 1 | 2 | ١٩) الأورام/أمراض الدم |
| 20) Psychiatry | 16 | 7 | 9 | 81 | 13 | 5 | 8 | 19 | 3 | 2 | 1 | ٢٠) أمراض نفسية |
| 21) Cardiovascular Surgery | 15 | 2 | 13 | 73 | 11 | 1 | 10 | 27 | 4 | 1 | 3 | ٢١) جراحة شرايين القلب |

Table No.(8) contd....

تابع جدول رقم (٨)

| SPECIALITY | المجموع الكلي | | | غير القطريين Non Qataris % | غير قطري NON QATARI | | | القطريين Qataris % | قطري QATARI | | | نوع التخصص |
|----------------------------------|---------------|------------|-------------|----------------------------------|---------------------|------------|-------------|--------------------------|-------------|------------|------------|-----------------------------|
| | المجموع | انثى | ذكر | | المجموع | انثى | ذكر | | المجموع | انثى | ذكر | |
| | Total | Female | Male | Total | Female | Male | Total | Female | Male | | | |
| 22) Plastic Surgery | 15 | 2 | 13 | 53 | 8 | - | 8 | 47 | 7 | 2 | 5 | ٢٢) جراحة تجميل |
| 23) Nephrology | 11 | 0 | 11 | 91 | 10 | - | 10 | 9 | 1 | - | 1 | ٢٣) أمراض الكلى |
| 24) Community Medicine | 10 | 3 | 7 | 70 | 7 | 2 | 5 | 30 | 3 | 1 | 2 | ٢٤) طب المجتمع |
| 25) Rehab & Geriatrics | 10 | 3 | 7 | 70 | 7 | 1 | 6 | 30 | 3 | 2 | 1 | ٢٥) امراض الشيخوخة والتاهيل |
| 26) Oral & Maxillofacial surgery | 9 | 0 | 9 | 67 | 6 | - | 6 | 33 | 3 | - | 3 | ٢٦) جراحة الوجه والفك |
| 27) Neuro-Surgery | 8 | 0 | 8 | 88 | 7 | - | 7 | 13 | 1 | - | 1 | ٢٧) جراحة الأعصاب |
| 28) Neurology | 7 | 0 | 7 | 86 | 6 | - | 6 | 14 | 1 | - | 1 | ٢٨) أمراض عصبية |
| 29) Infectious Diseases/T.B | 6 | 1 | 5 | 67 | 4 | - | 4 | 33 | 2 | 1 | 1 | ٢٩) أمراض معدية/ الدرن |
| 30) Rheumatology | 5 | 1 | 4 | 60 | 3 | - | 3 | 40 | 2 | 1 | 1 | ٣٠) أمراض الروماتيزم |
| 31) Endocrinology | 6 | 1 | 5 | 50 | 3 | - | 3 | 50 | 3 | 1 | 2 | ٣١) أمراض الغدد الصماء |
| 32) Gastroenterology | 5 | 0 | 5 | 80 | 4 | - | 4 | 20 | 1 | - | 1 | ٣٢) أمراض المعدة والأمعاء |
| 33) Chest diseases | 3 | 0 | 3 | 33 | 1 | - | 1 | 67 | 2 | - | 2 | ٣٣) أمراض صدرية |
| 34) Environmental Health | 2 | 0 | 2 | 100 | 2 | - | 2 | - | - | - | - | ٣٤) الصحة البيئية |
| 35) Public Health | 2 | 0 | 2 | 100 | 2 | - | 2 | - | - | - | - | ٣٥) الصحة العامة |
| 36) Radiotherapy | 2 | 1 | 1 | 50 | 1 | - | 1 | 50 | 1 | 1 | - | ٣٦) علاج إشعاعي للاورام |
| 37) Tropical Medicine | 1 | 0 | 1 | 100 | 1 | - | 1 | - | - | - | - | ٣٧) طب المناطق الحاره |
| 38) Epidemiology | 1 | 1 | 0 | 100 | 1 | 1 | - | - | - | - | - | ٣٨) الوبائيات |
| TOTAL | 2522 | 994 | 1528 | 75.6 | 1907 | 579 | 1328 | 24.4 | 615 | 415 | 200 | المجموع |

العاملون بالمهن الصحية في الهيئة الوطنية للصحة ومؤسسة حمد الطبية حسب المهنة خلال الفترة (٢٠٠١ - ٢٠٠٨)

MEDICAL STAFF WORKING IN THE NATIONAL HEALTH AUTHORITY & HAMAD MEDICAL CORPORATION BY PROFESSION

DURING THE PERIOD (2001 - 2008)

Table No. (9)

جدول رقم (٩)

| PROFESSION | No. of Staff | | | | | | | | المهنة |
|---|--------------|------|------|------|------|------|------|------|--|
| | 2008 | 2007 | 2006 | 2005 | 2004 | 2003 | 2002 | 2001 | |
| 1) Physician | 2268 | 1775 | 1653 | 1515 | 1423 | 1253 | 1078 | 971 | ١ (طبيب بشري |
| 2) Dentist | 254 | 173 | 178 | 159 | 143 | 150 | 123 | 111 | ٢ (طبيب أسنان |
| 3) Nursing (Male & Female) | 6891 | 5558 | 5140 | 4944 | 4087 | 3513 | 2919 | 2563 | ٣ (تمريض (ممرضين وممرضات) |
| 4) Lab Technologist & Technician | 647 | 524 | 504 | 487 | 436 | 421 | 344 | 317 | ٤ (تقني وفني مختبر |
| 5) Pharmacist & Asst. Pharmacist | 557 | 442 | 411 | 382 | 348 | 314 | 249 | 217 | ٥ (صيدلي ومساعد صيدلي |
| 6) Radiology Technologist & Technician | 338 | 230 | 205 | 192 | 158 | 127 | 106 | 99 | ٦ (تقني وفني أشعة |
| 7) Physiotherapist & Assistants | 139 | 126 | 111 | 101 | 93 | 79 | 69 | 64 | ٧ (أخصائي العلاج الطبيعي ومساعدتهم |
| 8) Health Inspector | 91 | 109 | 55 | 54 | 67 | 69 | 72 | 72 | ٨ (مفتش صحي |
| 9) Dental Technician | 174 | 97 | 17 | 23 | 22 | 26 | 23 | 21 | ٩ (فني أسنان |
| 10) Respiratory Therapist & Asst. | 82 | 71 | 62 | 47 | 39 | 37 | 27 | 26 | ١٠ (أخصائي العلاج التنفسي ومساعدتهم |
| 11) Social Worker | 78 | 55 | 65 | 68 | 56 | 78 | 67 | 65 | ١١ (أخصائي اجتماعي |
| 12) Occupational Therapist & Asst. | 71 | 52 | 51 | 48 | 44 | 33 | 27 | 27 | ١٢ (أخصائي تأهيل مهني ومساعدتهم |
| 13) Anaesthesia Technician | 62 | 52 | 48 | 43 | 40 | 37 | 33 | 23 | ١٣ (فني تخدير |
| 14) Hemodialysis Technician | 34 | 19 | 16 | 16 | 15 | 13 | 12 | 9 | ١٤ (فني غسيل كلوي |
| 15) Dietician & Technicians | 32 | 38 | 31 | 35 | 23 | 24 | 16 | 16 | ١٥ (أخصائي تغذية وفني تغذية |
| 16) Nursing Instructor* | 31 | 34 | 32 | 13 | 32 | 25 | 25 | 18 | ١٦ (معلمة تمريض |
| 17) Audiology Technologist | 24 | 26 | 4 | -- | -- | -- | -- | -- | ١٧ (تقني السمع |
| 18) Prosthetic & Orthotic Technologist & Technician | 24 | 19 | 14 | 15 | 16 | 17 | 18 | 18 | ١٨ (تقني وفني أطراف صناعية ومشدات الجبارة |
| 19) Speech Therapist | 17 | 19 | 14 | 10 | 7 | 7 | 7 | 6 | ١٩ (أخصائي معالجة النطق |

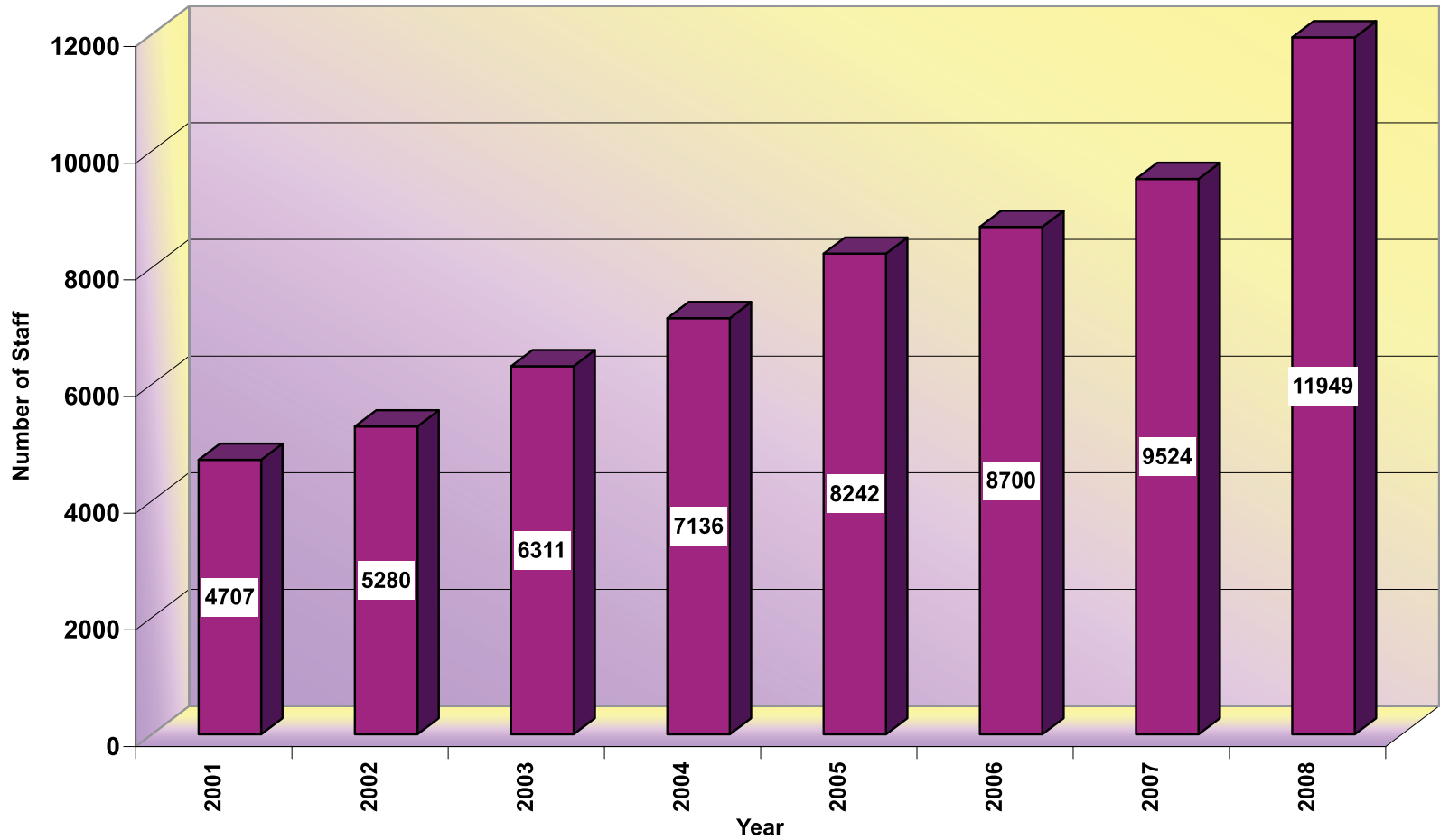
Table No (9) contd...

تابع جدول رقم (٩)

| PROFESSION | No. of Staff | | | | | | | | المهنة |
|---------------------------------------|--------------|-------------|-------------|-------------|-------------|-------------|-------------|-------------|------------------------------------|
| | 2008 | 2007 | 2006 | 2005 | 2004 | 2003 | 2002 | 2001 | |
| 20) ECG Technician | 23 | 16 | 16 | 12 | 8 | 11 | 11 | 13 | ٢٠) فني تخطيط القلب |
| 21) Health Educator | 17 | 15 | 7 | -- | 2 | 3 | 3 | 2 | ٢١) مثقف صحي |
| 22) Radiotherapist | 14 | 15 | 13 | 14 | 14 | 11 | -- | -- | ٢٢) فني أشعة/أورام |
| 23) Rehab instructor | 14 | 13 | 10 | 13 | 15 | 14 | 13 | 10 | ٢٣) مدرب تأهيل |
| 24) Psychologist | 12 | 11 | 13 | 11 | 8 | 5 | 4 | 5 | ٢٤) أخصائي علم نفس |
| 25) Cardiac Cath Lab Technologist | 11 | 8 | 9 | 13 | 13 | 13 | 7 | 5 | ٢٥) تقني قسطرة القلب |
| 26) Diabetic Educator | 9 | 4 | 5 | 5 | 3 | 3 | 2 | 4 | ٢٦) مثقف امراض السكري |
| 27) Optometrist | 7 | 6 | 4 | 4 | 5 | 5 | 6 | 6 | ٢٧) تقني البصريات |
| 28) EEG Technician | 5 | 5 | 4 | 4 | 4 | 5 | 5 | 3 | ٢٨) فني تخطيط الدماغ |
| 29) CCS Technologist | 5 | - | - | - | - | - | - | - | ٢٩) تقني جراحة القلب |
| 30) Medical Physicist | 4 | - | - | - | - | - | 1 | 1 | ٣٠) أخصائي فيزياء نووية |
| 31) Podiatry Technician | 3 | 4 | 3 | 5 | 6 | 6 | 3 | 3 | ٣١) فني القدم |
| 32) Plaster Technician | 2 | 2 | 2 | 2 | 2 | 2 | 2 | 2 | ٣٢) فني تجبير |
| 33) Environmental Health Specialist | 2 | 1 | 1 | 1 | 1 | 1 | 1 | 1 | ٣٣) أخصائي صحة بيئية |
| 34) Heart Lung Technician | 2 | - | - | - | - | - | 1 | 1 | ٣٤) فني رئة وقلب |
| 35) Gastroenterology Technologist | 1 | 1 | - | - | - | - | - | - | ٣٥) تقني المعدة والامعاء |
| 36) Dental Hygienist | 1 | 1 | 1 | -- | 1 | 1 | 1 | 3 | ٣٦) أخصائي صحة الفم ورعاية الأسنان |
| 37) Medical Statistics & Epidemiology | 1 | 1 | 1 | 1 | 1 | 1 | -- | 1 | ٣٧) الإحصاء الحيوي والوبائيات |
| 38) Embryologist | 1 | 1 | - | 5 | 4 | 7 | 5 | 4 | ٣٨) تقني علم أجنة |
| 39) Biostatistics | 1 | - | - | - | - | - | - | - | ٣٩) الاحصاء الحيوي |
| 40) Epidemiologist | - | 1 | - | - | - | - | - | - | ٤٠) اخصائي علم الوبائيات |
| TOTAL | 11949 | 9524 | 8700 | 8242 | 7136 | 6311 | 5280 | 4707 | المجموع |

* In 2005, some of the teachers resigned due to the transfer of School of Nursing to North Atlantic.

**TREND IN NUMBER OF MEDICAL STAFF WORKING IN THE NATIONAL HEALTH AUTHORITY AND
HAMAD MEDICAL CORPORATION DURING THE PERIOD (2001 - 2008)**



الأطباء العاملون في الهيئة الوطنية للصحة ومؤسسة حمد الطبية حسب التخصص
(خلال الفترة ٢٠٠١ - ٢٠٠٨ م)

PHYSICIANS WORKING IN THE NATIONAL HEALTH AUTHORITY AND HAMAD MEDICAL CORPORATION BY SPECIALITY
DURING THE PERIOD (2001 - 2008)

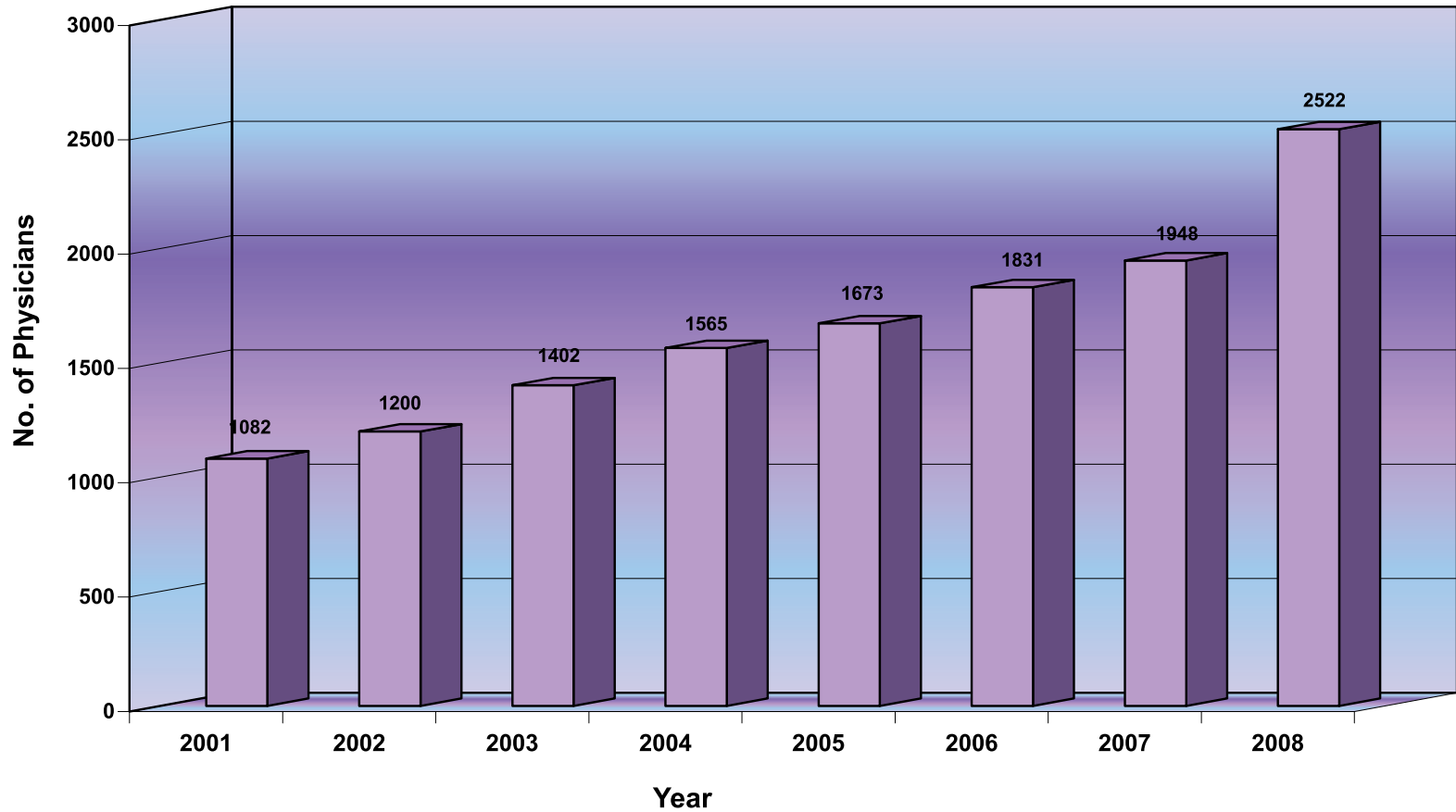
Table No. (10)

جدول رقم (١٠)

| SPECIALITY | No. of Physicians | | | | | | | | نوع التخصص |
|-------------------------------------|-------------------|------|------|------|------|------|------|------|---------------------------|
| | 2008 | 2007 | 2006 | 2005 | 2004 | 2003 | 2002 | 2001 | |
| 1) Physician (General Practitioner) | 1153 | 892 | 796 | 775 | 653 | 578 | 530 | 488 | ١) طبيب بشري (عام) |
| 2) Dentist (General) | 209 | 127 | 132 | 126 | 108 | 107 | 87 | 77 | ٢) طبيب أسنان (عام) |
| SPECIALISTS | | | | | | | | | |
| 3) Peadiatrics | 167 | 144 | 133 | 121 | 155 | 145 | 111 | 98 | ٣) أمراض الأطفال |
| 4) Internal Medicine | 139 | 124 | 134 | 111 | 103 | 89 | 65 | 66 | ٤) طب باطني |
| 5) Family Medicine | 149 | 56 | 44 | 37 | 40 | 27 | 20 | 16 | ٥) طب الأسرة |
| 6) Anaesthesia | 100 | 89 | 81 | 68 | 60 | 41 | 38 | 33 | ٦) التخدير |
| 7) General Surgery | 82 | 75 | 73 | 75 | 67 | 59 | 53 | 40 | ٧) جراحة عامة |
| 8) Obstetrics & Gynaecology | 62 | 55 | 51 | 50 | 54 | 51 | 37 | 33 | ٨) نسائية وتوليد |
| 9) Radiology | 46 | 45 | 43 | 39 | 32 | 30 | 26 | 23 | ٩) طب إشعاعي |
| 10) Dentistry | 45 | 38 | 46 | 33 | 36 | 43 | 36 | 34 | ١٠) طب الأسنان |
| 11) Cardiology | 34 | 25 | 24 | 22 | 23 | 18 | 15 | 15 | ١١) أمراض القلب |
| 12) Pathology | 33 | 28 | 21 | 21 | 19 | 19 | 11 | 10 | ١٢) علم الأمراض |
| 13) E. N. T | 31 | 21 | 21 | 16 | 21 | 21 | 16 | 15 | ١٣) أنف وأذن وحنجرة |
| 14) Ophthalmology | 30 | 22 | 20 | 16 | 21 | 22 | 18 | 16 | ١٤) أمراض العيون |
| 15) Orthopedics | 28 | 27 | 24 | 17 | 19 | 17 | 17 | 18 | ١٥) جراحة العظام |
| 16) Urology | 22 | 18 | 21 | 13 | 11 | 10 | 9 | 8 | ١٦) أمراض المسالك البولية |
| 17) Dermatology & Venerology | 21 | 20 | 19 | 20 | 21 | 19 | 16 | 14 | ١٧) أمراض جلدية وتناسلية |
| 18) Emergency Medicine | 19 | 14 | 11 | 2 | 2 | 1 | 1 | 3 | ١٨) طب الطوارئ |

| SPECIALITY | No. of Physicians | | | | | | | | نوع التخصص |
|---|-------------------|-------------|-------------|-------------|-------------|-------------|-------------|-------------|--------------------------------|
| | 2008 | 2007 | 2006 | 2005 | 2004 | 2003 | 2002 | 2001 | |
| 19) Oncology/Hematology | 18 | 12 | 8 | 9 | 6 | 5 | 5 | 3 | ١٩) الأورام/أمراض الدم |
| 20) Psychiatry | 16 | 12 | 12 | 12 | 11 | 12 | 12 | 10 | ٢٠) امراض نفسية |
| 21) Cardiovascular Surgery | 15 | 16 | 20 | 10 | 11 | 8 | 7 | 6 | ٢١) جراحة شرايين القلب |
| 22) Plastic Surgery | 15 | 14 | 12 | 9 | 11 | 9 | 8 | 7 | ٢٢) جراحة تجميل |
| 23) Nephrology | 11 | 9 | 8 | 4 | 4 | 2 | 2 | 4 | ٢٣) أمراض الكلى |
| 24) Community Medicine | 10 | 3 | 2 | 2 | 3 | 2 | 1 | 2 | ٢٤) طب المجتمع |
| 25) Rehab & Geriatrics | 10 | 8 | 11 | 9 | 6 | 6 | 5 | 4 | ٢٥) امراض الشيخوخة والتأهيل |
| 26) Oral & Maxillo facial surgery | 9 | 8 | 9 | 9 | 8 | - | - | - | ٢٦) جراحة الفم والفك والوجه |
| 27) Neurosurgery | 8 | 8 | 9 | 7 | 7 | 7 | 6 | 3 | ٢٧) جراحة الأعصاب |
| 28) Neurology | 7 | 7 | 7 | 7 | 8 | 7 | 5 | 4 | ٢٨) أمراض عصبية |
| 29) Infectious disease/T.B | 6 | 7 | 6 | 4 | 4 | 4 | 4 | 2 | ٢٩) الأمراض المعدية/الدرن |
| 30) Endocrinology | 6 | 5 | 5 | 5 | 5 | 5 | 5 | 3 | ٣٠) أمراض الغدد الصماء |
| 31) Rheumatology | 5 | 5 | 5 | 6 | 6 | 6 | 5 | 3 | ٣١) أمراض الروماتيزم |
| 32) Gastroenterology | 5 | 4 | 7 | 5 | 5 | 5 | 5 | 4 | ٣٢) أمراض المعدة والأمعاء |
| 33) Chest diseases | 3 | 3 | 3 | 4 | 9 | 10 | 8 | 5 | ٣٣) أمراض صدرية |
| 34) Public Health & Preventive Medicine | 2 | 2 | 5 | 5 | 10 | 10 | 11 | 11 | ٣٤) الصحة العامة والطب الوقائي |
| 35) Environmental Health | 2 | 2 | 1 | 1 | 1 | 1 | - | - | ٣٥) الصحة البيئية |
| 36) Radiotherapy | 2 | 1 | 3 | - | - | - | - | - | ٣٦) طب اشعاعي/الاورام |
| 37) Tropical Medicine | 1 | 1 | 1 | 1 | 3 | 3 | 2 | 2 | ٣٧) طب المناطق الحارة |
| 38) Epidemiology | 1 | 1 | - | - | - | - | - | - | ٣٨) الوبائيات |
| 39) Occupational Diseases | - | - | 1 | 1 | 1 | 1 | - | - | ٣٩) الأمراض المهنية |
| 40) Maternity & Child Health | - | - | 1 | 1 | 1 | 2 | 3 | 1 | ٤٠) أمومة وطفولة |
| 41) Podiatry Medicine | - | - | 1 | - | - | - | - | - | ٤١) طب القدم |
| 42) Clinical Dietetics | - | - | - | - | - | - | - | 1 | ٤٢) التغذية السريرية |
| TOTAL | 2522 | 1948 | 1831 | 1673 | 1565 | 1402 | 1200 | 1082 | المجموع |

**TREND IN NUMBER OF PHYSICIANS WORKING IN THE NATIONAL HEALTH AUTHORITY
AND HAMAD MEDICAL CORPORATION DURING THE PERIOD (2001 - 2008)**



عدد الاطباء الاستشاريين في مؤسسة حمد الطبية
حسب التخصص والجنس والجنسية (لعام ٢٠٠٨)
 NUMBER OF CONSULTANTS IN HAMAD MEDICAL CORPORATION
 BY SPECIALITY, SEX AND NATIONALITY
 DURING THE YEAR 2008

Table No. (11)

جدول رقم (١١)

| SPECIALITY | GRAND TOTAL المجموع الكلي | | | NON QATARI غير قطري | | | QATARI قطري | | | نوع التخصص |
|-----------------------------|---------------------------|----------------|--------------|---------------------|----------------|--------------|----------------|----------------|--------------|--------------------|
| | مجموع Total | اناث Female | ذكور Male | مجموع Total | اناث Female | ذكور Male | مجموع Total | اناث Female | ذكور Male | |
| 1) Internal Medicine | 29 | 5 | 24 | 20 | 1 | 19 | 9 | 4 | 5 | ١) طب باطني |
| 2) Anaesthesia | 25 | 3 | 22 | 25 | 3 | 22 | - | - | - | ٢) التخدير |
| 3) Radiology | 23 | 4 | 19 | 19 | 3 | 16 | 4 | 1 | 3 | ٣) طب أشعاعي |
| 4) General Surgery | 19 | - | 19 | 11 | - | 11 | 8 | - | 8 | ٤) جراحة عامة |
| 5) Family Medicine | 18 | 12 | 6 | 3 | - | 3 | 15 | 12 | 3 | ٥) طب الاسرة |
| 6) Obstetrics & Gynaecology | 18 | 12 | 6 | 9 | 3 | 6 | 9 | 9 | - | ٦) نسائية وتوليد |
| 7) Dentistry | 15 | 5 | 10 | 8 | - | 8 | 7 | 5 | 2 | ٧) طب أسنان |
| 8) Orthopedic | 10 | - | 10 | 5 | - | 5 | 5 | - | 5 | ٨) جراحة العظام |
| 9) E.N.T | 13 | 2 | 11 | 5 | - | 5 | 8 | 2 | 6 | ٩) أنف وأذن وحنجرة |
| 10) Pathology | 13 | 2 | 11 | 12 | 2 | 10 | 1 | - | 1 | ١٠) علم الأمراض |
| 11) Ophthalmology | 11 | 5 | 6 | 3 | - | 3 | 8 | 5 | 3 | ١١) أمراض العيون |
| 12) Cardiology | 11 | 1 | 10 | 5 | - | 5 | 6 | 1 | 5 | ١٢) أمراض القلب |

Table No. (11) contd...

| SPECIALITY | المجموع الكلي GRAND TOTAL | | | غير قطري NON QATARI | | | قطري QATARI | | | نوع التخصص |
|-----------------------------------|---------------------------|--------|------|---------------------|--------|------|-------------|--------|------|---------------------------|
| | مجموع | اناث | ذكور | مجموع | اناث | ذكور | مجموع | اناث | ذكور | |
| | Total | Female | Male | Total | Female | Male | Total | Female | Male | |
| 13) Dermatology & Venerology | 10 | 5 | 5 | 4 | 1 | 3 | 6 | 4 | 2 | ١٣) أمراض جلدية وتناسلية |
| 14) Oncology/Hematology | 9 | 4 | 5 | 6 | 3 | 3 | 3 | 1 | 2 | ١٤) الأورام/أمراض الدم |
| 15) Urology | 8 | - | 8 | 5 | - | 5 | 3 | - | 3 | ١٥) أمراض المسالك البولية |
| 16) Plastic Surgery | 8 | - | 8 | 3 | - | 3 | 5 | - | 5 | ١٦) جراحة تجميل |
| 17) Neonatology | 7 | - | 7 | 7 | - | 7 | - | - | - | ١٧) حديثى الولادة |
| 18) Cardiovascular Surgery | 7 | 1 | 6 | 3 | - | 3 | 4 | 1 | 3 | ١٨) جراحة شرايين القلب |
| 19) Psychiatry | 6 | 1 | 5 | 5 | 1 | 4 | 1 | - | 1 | ١٩) أمراض نفسية |
| 20) Neurology | 5 | - | 5 | 4 | - | 4 | 1 | - | 1 | ٢٠) أمراض عصبية |
| 21) Rheumatism | 5 | 1 | 4 | 3 | - | 3 | 2 | 1 | 1 | ٢١) أمراض الروماتيزم |
| 22) Endocrinology | 4 | - | 4 | 2 | - | 2 | 2 | - | 2 | ٢٢) أمراض الغدد الصماء |
| 23) Neurosurgery | 4 | - | 4 | 3 | - | 3 | 1 | - | 1 | ٢٣) جراحة الأعصاب |
| 24) Nephrology | 4 | - | 4 | 3 | - | 3 | 1 | - | 1 | ٢٤) امراض الكلى |
| 25) Oral & Maxillo facial surgery | 4 | - | 4 | 2 | - | 2 | 2 | - | 2 | ٢٥) جراحة الاسنان |
| 26) Gastroenterology | 4 | - | 4 | 3 | - | 3 | 1 | - | 1 | ٢٦) أمراض المعدة والأمعاء |
| 27) Pulmonology | 3 | - | 3 | 1 | - | 1 | 2 | - | 2 | ٢٧) امراض الرئة |
| 28) Infectious diseases/T.B | 3 | 1 | 2 | 2 | - | 2 | 1 | 1 | - | ٢٨) أمراض معدية/الدرن |
| 29) Geriatrics | 3 | - | 3 | 2 | - | 2 | 1 | - | 1 | ٢٩) أمراض الشيخوخة |
| 30) Emergency Medicine | 3 | - | 3 | 2 | - | 2 | 1 | - | 1 | ٣٠) طب الطوارئ |

| SPECIALITY | المجموع الكلي GRAND TOTAL | | | غير قطري NON QATARI | | | قطري QATARI | | | نوع التخصص |
|-----------------------------------|---------------------------|----------------|--------------|---------------------|----------------|--------------|----------------|----------------|--------------|-------------------------------|
| | مجموع Total | إناث Female | ذكور Male | مجموع Total | إناث Female | ذكور Male | مجموع Total | إناث Female | ذكور Male | |
| 31) Pediatrics General | 20 | 7 | 13 | 10 | - | 10 | 10 | 7 | 3 | (٣١) أمراض الأطفال (عام) |
| 32) Pediatric Pulmonology | 4 | 2 | 2 | 1 | - | 1 | 3 | 2 | 1 | (٣٢) أمراض الرئة للأطفال |
| 33) Pediatric Nephrology | 2 | - | 2 | 1 | - | 1 | 1 | - | 1 | (٣٣) أمراض الكلى للأطفال |
| 34) Pediatric Neurology | 3 | - | 3 | 3 | - | 3 | - | - | - | (٣٤) أمراض الأعصاب للأطفال |
| 35) Pediatric Cardiology | 3 | 1 | 2 | 2 | - | 2 | 1 | 1 | - | (٣٥) أمراض القلب للأطفال |
| 36) Pediatric Surgery | 3 | - | 3 | 3 | - | 3 | - | - | - | (٣٦) جراحة الأطفال |
| 37) Pediatric Endocrinology | 3 | 1 | 2 | 2 | - | 2 | 1 | 1 | - | (٣٧) الغدد الصماء للأطفال |
| 38) Pediatric Infectious | 1 | 1 | - | - | - | - | 1 | 1 | - | (٣٨) الأمراض المعدية للأطفال |
| 39) Pediatric Allergy/Immunology | 1 | - | 1 | 1 | - | 1 | - | - | - | (٣٩) الحساسية/المناعة للأطفال |
| 40) Pediatric Hematology/Oncology | 1 | - | 1 | 1 | - | 1 | - | - | - | (٤٠) الأورام للأطفال |
| 41) Pediatric Rehab | 2 | 1 | 1 | 2 | 1 | 1 | - | - | - | (٤١) أمراض التأهيل للأطفال |
| 42) Pediatric Genetics | 1 | - | 1 | 1 | - | 1 | - | - | - | (٤٢) الأمراض الوراثية للأطفال |
| 43) Pediatric Ambulatory | 1 | - | 1 | - | - | - | 1 | - | 1 | (٤٣) طوارئ الأطفال |
| 44) Ped. Rheumatism | 1 | - | 1 | 1 | - | 1 | - | - | - | (٤٤) الروماتيزم للاطفال |
| 45) Radiotherapy | 1 | 1 | - | - | - | - | 1 | 1 | - | (٤٥) طب إشعاعي/الأورام |
| 46) Physical Medicine & Rehab | 3 | 2 | 1 | 2 | 1 | 1 | 1 | 1 | - | (٤٦) علاج طبيعي وتأهيل |
| TOTAL | 352 | 80 | 272 | 215 | 19 | 196 | 137 | 61 | 76 | المجموع |

الأطباء العاملون في الهيئة الوطنية للصحة ومؤسسة حمد الطبية

حسب الجنسية والجنس

(لعام ٢٠٠٨ م)

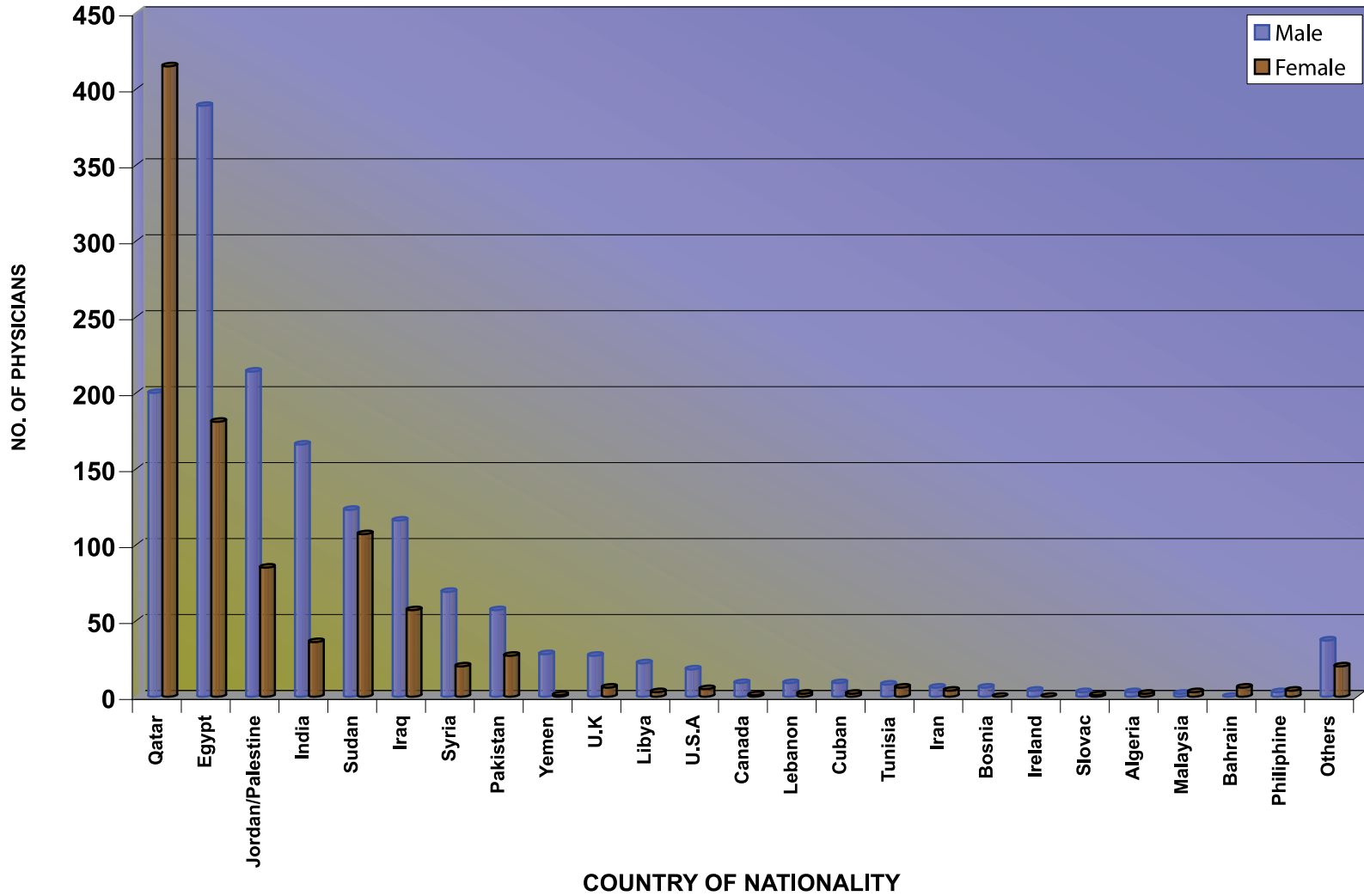
NUMBER OF PHYSICIANS WORKING IN THE NATIONAL HEALTH AUTHORITY
AND HAMAD MEDICAL CORPORATION
BY NATIONALITY AND SEX
(DURING THE YEAR 2008)

Table No. (12)

جدول رقم (١٢)

| COUNTRY OF NATIONALITY | المجموع TOTAL | عدد الأطباء | | بلد الجنسية |
|--------------------------|------------------|----------------|--------------|---------------------------------|
| | | FEMALE إناث | MALE ذكور | |
| 1) Qatar | 615 | 415 | 200 | (١) قطر |
| 2) Egypt | 570 | 181 | 389 | (٢) مصر |
| 3) Jordan/Palestine | 299 | 85 | 214 | (٣) الأردن/فلسطين |
| 4) Iraq | 173 | 57 | 116 | (٤) العراق |
| 5) Sudan | 230 | 107 | 123 | (٥) السودان |
| 6) Syria | 89 | 20 | 69 | (٦) سوريا |
| 7) Yemen | 29 | 1 | 28 | (٧) اليمن |
| 8) Libya | 25 | 3 | 22 | (٨) ليبيا |
| 9) Tunisia | 14 | 6 | 8 | (٩) تونس |
| 10) Algeria | 5 | 2 | 3 | (١٠) الجزائر |
| 11) Lebanon | 11 | 2 | 9 | (١١) لبنان |
| 12) Bahrain | 6 | 6 | - | (١٢) البحرين |
| 13) Other Arab Nationals | 12 | 6 | 6 | (١٣) جنسيات عربية أخرى |
| 14) India | 202 | 36 | 166 | (١٤) الهند |
| 15) Pakistan | 84 | 27 | 57 | (١٥) باكستان |
| 16) U.K | 33 | 6 | 27 | (١٦) المملكة المتحدة |
| 17) U.S.A | 23 | 5 | 18 | (١٧) الولايات المتحدة الأمريكية |
| 18) Canada | 10 | 1 | 9 | (١٨) كندا |
| 19) Iran | 10 | 4 | 6 | (١٩) إيران |
| 20) Bosnia | 6 | - | 6 | (٢٠) البوسنة |
| 21) Cuban | 11 | 2 | 9 | (٢١) كوبا |
| 22) Slovac | 4 | 1 | 3 | (٢٢) اسلواكيا |
| 23) Ireland | 4 | - | 4 | (٢٣) أيرلندا |
| 24) Malaysia | 5 | 3 | 2 | (٢٤) ماليزيا |
| 25) Philipine | 7 | 4 | 3 | (٢٥) فلبيين |
| 26) Others | 45 | 14 | 31 | (٢٦) جنسيات أخرى |
| TOTAL | 2522 | 994 | 1528 | المجموع |

NUMBER OF PHYSICIANS WORKING IN THE NATIONAL HEALTH AUTHORITY AND HAMAD MEDICAL CORPORATION BY NATIONALITY AND SEX DURING THE YEAR 2008



الإنفاق الفعلي لمؤسسة حمد الطبية والهيئة الوطنية للصحة
للسنوات المالية (٢٠٠٨/٢٠٠٧ - ١٩٩٦/١٩٩٥)

ACTUAL EXPENDITURES OF THE HAMAD MEDICAL CORPORATION
AND NATIONAL HEALTH AUTHORITY
DURING THE FINANCIAL YEARS (1995/1996 – 2007/2008)

Table No. (13)

جدول رقم (١٣)

| FINANCIAL YEAR | الإنفاق الفعلي (ر ق) ACTUAL EXPENDITURE (QRs) | السنة المالية |
|----------------|--|---------------|
| 1995/1996 | 652 687 758 | ١٩٩٦/١٩٩٥ |
| 1996/1997 | 838 737 330 | ١٩٩٧/١٩٩٦ |
| 1997/1998 | 711 427 436 | ١٩٩٨/١٩٩٧ |
| 1998/1999 | 766 444 283 | ١٩٩٩/١٩٩٨ |
| 1999/2000 | 855 361 780 | ٢٠٠٠/١٩٩٩ |
| 2000/2001 | 851 488 339 | ٢٠٠١/٢٠٠٠ |
| 2001/2002 | 1 126 724 619 | ٢٠٠٢/٢٠٠١ |
| 2002/2003 | 1 308 383 145 | ٢٠٠٣/٢٠٠٢ |
| 2003/2004 | 1 547 674 847* | ٢٠٠٤/٢٠٠٣ |
| 2004/2005 | 2 032 942 164* | ٢٠٠٥/٢٠٠٤ |
| 2005/2006 | 2 639 820 554* | ٢٠٠٦/٢٠٠٥ |
| 2006/2007 | 3 501 624 188* | ٢٠٠٧/٢٠٠٦ |
| 2007/2008 | 4 327 415 494 | ٢٠٠٨/٢٠٠٧ |

* does not include expenditure on major projects.

* لا يشمل الإنفاق على المشروعات الرئيسية العامة .

خدمات الرعاية الصحية الأولية

Primary Health Care Services

Chapter

3
الباب الثالث

عيادات الطب العام
General Medicine Clinics

عيادات طب الأسنان
Dental Clinics

عيادات الحوامل
Antenatal Clinics

عيادات الأطفال الأصحاء
Well Baby Clinics

المحولين
Referrals

المختبرات
Laboratories

الصيدليات
Pharmacies



الفصل الثالث التحليل الإحصائي لخدمات الرعاية الصحية الأولية

CHAPTER III

STATISTICAL ANALYSIS - PRIMARY HEALTH CARE SERVICES

يوفر كل مركز صحي خدمات الرعاية الصحية الأولية اللازمة للأشخاص القاطنين بالمناطق المحيطة به . ظلت أعداد المراجعين لمراكز الرعاية الصحية الأولية في تزايد مضطرد خلال الفترة من العام ٢٠٠١ إلى العام ٢٠٠٨ ، حيث بلغت نسبة الزيادة ٤٢.٢% في العام ٢٠٠٨ مقارنة بما كانت عليه في العام ٢٠٠١ . كان مركز أبو بكر الصديق الصحي الأوفر حظاً خلال العام ٢٠٠٨ م ، من حيث عدد المراجعين حيث استقبل ٣٣٠٢٨٢ مراجعاً ، يليه مركز الريان الصحي مسجلاً ٢٩٦٣٨٣ زائراً ثم مركز مدينة خليفة الصحي بـ ٢٥٢٦٣٩ زائر .

Patient visits to the General Medicine clinics of Health Centers were 2,223,624 visits in 2008 with (44%) males, (29.3%) females and (26.8%) children.

بلغ عدد الزيارات للعيادات الباطنية العامة بالمراكز الصحية ٢٢٢٣٦٢٤ مريض خلال العام ٢٠٠٨ م ، حيث كانت نسبة الذكور ٤٤% بينما كانت نسبة النساء ٢٩.٣% ونسبة الأطفال ٢٦.٨% .

Number of infants visiting well baby clinics have increased remarkably in the year

زاد عدد الزيارات لعيادات الأطفال الأصحاء بصورة طفيفة (بنسبة ١٣.١%) خلال

2008 by 13.1% compared to the previous year 2007. Even there was a sharp increase in 2008 when compared to the year 2001 (51.1%).

Referrals from Antenatal (0.2%) and Dental clinics (3.3%) of the primary health care centers are very negligible. Because most of the primary health care physicians are specialists and they provide specialized health care services.

The number of laboratory procedures performed in the health centers were increased more than two fold in 2008 (1,135,349) from (512,011) in the year 2001.

Number of medical prescriptions issued has increased from 1,526,196 in 2001 to 2,084,663 in the year 2008 (36.6%).

Health centers play a major role in providing health services, which reduce the burden on hospitals.

العام ٢٠٠٨م مقارنة بما كان في عام ٢٠٠٧م ، غير أن عدد تلك الزيارات زاد بصورة حادة (٥١.١%) مقارنة بما كان عليه الحال في عام ٢٠٠١م.

كانت معدلات تحويل الحوامل والأسنان من المراكز الصحية قليلة جداً حيث بلغت نسبة تحويل الحوامل ٠,٢% بينما كانت ٣٣% للأسنان ، وذلك لأن غالبية أطباء المراكز الصحية هم من الأخصائيين الذين يقدمون رعاية طبية متخصصة.

تضاعفت عدد التحاليل المخبرية التي أجريت بالمراكز الصحية من ٥١٢٠١١ في العام ٢٠٠١م لتصل إلى ١١٣٥٣٤٩ في العام ٢٠٠٨م .

زاد عدد الوصفات الطبية التي صرفت بالمراكز الصحية من ١٥٢٦١٩٦ وصفة في العام ٢٠٠١م إلى ٢٠٨٤٦٦٣ وصفة في العام ٢٠٠٨م أي بزيادة قدرها ٣٦.٦% .

تلعب المراكز الصحية دوراً أساسياً في توفير الخدمات الصحية مما يقلل العبء كثيراً على المستشفيات .

عدد الزيارات إلى عيادات الطب العام في المراكز الصحية

حسب المركز الصحي (لعام ٢٠٠٨)

NUMBER OF VISITS TO GENERAL MEDICINE CLINICS IN HEALTH CENTERS
BY HEALTH CENTER (DURING THE YEAR 2008)

Table No. (14)

(جدول رقم ١٤)

| NAME OF THE HEALTH CENTER | NO. OF VISITS عدد الزيارات | | | | اسم المركز |
|-------------------------------|----------------------------|-----------------------|-----------------|---------------|----------------------------|
| | المجموع TOTAL | PEDIATRICS الأطفال | ADULTS البالغين | | |
| | | | إناث FEMALE | ذكور MALE | |
| 1) Abubaker Al-Siddiq | 290250 | 89439 | 94965 | 105846 | ١) أبو بكر الصديق |
| 2) Walk-In-Clinic (Bachelors) | 250314 | - | - | 250314 | ٢) عيادة الوافدين (الغراب) |
| 3) Al-Rayan | 246858 | 77451 | 79742 | 89665 | ٣) الريان |
| 4) Madinat Khalifa | 201414 | 66595 | 66984 | 67835 | ٤) مدينة خليفة |
| 5) Al-Montaza | 194321 | 59327 | 65651 | 69343 | ٥) المنتزة |
| 6) Omer Bin Al-Khatab | 155532 | 51235 | 51436 | 52861 | ٦) عمر بن الخطاب |
| 7) Al-Wakra | 153862 | 44891 | 56017 | 52954 | ٧) الوكرة |
| 8) Um Gwalina | 146067 | 43009 | 51920 | 51138 | ٨) أم غويلينة |
| 9) Airport | 119811 | 38582 | 37667 | 43562 | ٩) المطار |
| 10) West-Bay | 117000 | 36861 | 36398 | 43741 | ١٠) الخليج الغربي |
| 11) Al-Shahaniya | 74972 | 18867 | 23465 | 32640 | ١١) الشحانية |
| 12) Um Salal | 67079 | 22363 | 21977 | 22739 | ١٢) أم صلال |
| 13) Al-Gharaffa | 59312 | 15918 | 23130 | 20264 | ١٣) الغرافة |
| 14) Al-Khor | 49886 | 9486 | 17526 | 22874 | ١٤) الخور |
| 15) Abuhamour | 33023 | 7786 | 10566 | 14671 | ١٥) أبو هامور |
| 16) Al-Shamal | 27233 | 8035 | 7330 | 11868 | ١٦) الشمال |
| 17) Um Bab | 9893 | 256 | 223 | 9414 | ١٧) أم باب |
| 18) Sudanatheel | 8888 | 1782 | 1435 | 5671 | ١٨) سودانثيل |
| 19) Al-Jumeiliya | 7230 | 1829 | 2291 | 3110 | ١٩) الجميلية |
| 20) Al-Guweiriya | 5803 | 856 | 1204 | 3743 | ٢٠) الغويرية |
| 21) Al-Kaban | 4876 | 687 | 1154 | 3035 | ٢١) الكعبان |
| TOTAL | 2223624 | 595255 | 651081 | 977288 | المجموع |

عدد الزيارات إلى عيادات الأسنان في المراكز الصحية

حسب المركز الصحي

خلال الفترة (٢٠٠٨ - ٢٠٠١)

NUMBER OF VISITS TO DENTAL CLINICS IN HEALTH CENTERS
BY HEALTH CENTER
DURING THE PERIOD (2001 - 2008)

Table No.(15)

جدول رقم (١٥)

| NAME OF THE HEALTH CENTER | NO. OF VISITS | | | | | | | | اسم المركز |
|--------------------------------|---------------|-------|-------|-------|-------|-------|-------|-------|-----------------------------|
| | 2008 | 2007 | 2006 | 2005 | 2004 | 2003 | 2002 | 2001 | |
| 1) Al Rayan | 24729 | 20330 | 20710 | 21251 | 21022 | 22012 | 21428 | 20011 | ١) الريان |
| 2) Al-Montaza | 23791 | 23142 | 18626 | 19013 | 21187 | 20441 | 16672 | 17886 | ٢) المنتزه |
| 3) Madinat Khalifa | 23192 | 26360 | 20804 | 21909 | 25496 | 24676 | 24486 | 26516 | ٣) مدينة خليفة |
| 4) West Bay | 20721 | 19667 | 16591 | 14141 | 11848 | 15782 | 15005 | 14651 | ٤) الخليج الغربي |
| 5) Mirqab (School Health) | 20603 | 15599 | 15926 | 15990 | 16123 | 15144 | 16952 | 13589 | ٥) المرقاب (الصحة المدرسية) |
| 6) Abubaker Al- Siddiq | 19880 | 14828 | 21879 | 16928 | 14655 | 14172 | 14436 | 14937 | ٦) أبو بكر الصديق |
| 7) Omar Bin Al-khtab | 17293 | 17351 | 17810 | 16981 | 17940 | 17160 | 15992 | 16271 | ٧) عمر بن الخطاب |
| 8) Al-Wakra | 15297 | 15062 | 11523 | 11564 | 8231 | 9217 | 11290 | 10493 | ٨) الوكرة |
| 9) Airport | 14323 | 13199 | 12192 | 11017 | 9073 | 7211 | 5059 | 6491 | ٩) المطار |
| 10) Um Gwalina | 14255 | 13794 | 12192 | 11994 | 11514 | 10401 | 10918 | 10084 | ١٠) أم غويلينة |
| 11) Walk-In-Clinic (Bachelors) | 11000 | 13000 | 10000 | 9300 | 9300 | 8700 | 6600 | 10000 | ١١) عيادة الوافدين (العزاب) |

Table No. (15) contd...

تابع جدول رقم (١٥)

| NAME OF THE HEALTH CENTER | NO. OF VISITS عدد الزيارات | | | | | | | | اسم المركز |
|------------------------------|-------------------------------|---------------|---------------|---------------|---------------|---------------|---------------|----------------------------|----------------|
| | 2008 | 2007 | 2006 | 2005 | 2004 | 2003 | 2002 | 2001 | |
| 12) Um Salal | 10178 | 8806 | 7704 | 6278 | 6375 | 7266 | 4304 | 3595 | ١٢) أم صلال |
| 13) Al Gharafa | 8756 | - | - | - | - | - | - | - | ١٣) الغرافة |
| 14) Al Shahaniya | 8094 | 8047 | 6231 | 1546 | * | 4440 | 2031 | * | ١٤) الشحانية |
| 15) Al-Khor | 7487 | 6428 | 6648 | 5379 | 4412 | 6615 | 6076 | 5112 | ١٥) الخور |
| 16) Abu Hamour | 2905 | 2470 | 1913 | 1305 | 2545 | 1996 | 379 | <i>started in 2002</i> | ١٦) ابوهامور |
| 17) Al-Shamal | 2419 | 792 | 1509 | 473 | * | * | * | * | ١٧) الشمال |
| 18) Al Kaaban | 130 | - | - | - | - | - | - | - | ١٨) الكعبان |
| TOTAL | 245053 | 218875 | 202258 | 185069 | 179721 | 185233 | 171628 | 169636 | المجموع |

* Data not available.

* البيانات غير متوفرة

عدد الزيارات إلى عيادة الأطفال الأصحاء في المراكز الصحية حسب المركز الصحي
خلال الفترة (٢٠٠١-٢٠٠٨)

NUMBER OF VISITS TO WELL BABY CLINICS IN HEALTH CENTERS BY HEALTH CENTER
DURING THE PERIOD (2001 - 2008)

Table No. (16)

جدول رقم (١٦)

| NAME OF THE HEALTH CENTER | التغيير* Change* % | عدد الزيارات NO OF VISITS | | | | | | | | اسم المركز الصحي |
|---------------------------|--------------------------|------------------------------|-------|-------|-------|-------|-------|-------|-------|-------------------|
| | | 2008 | 2007 | 2006 | 2005 | 2004 | 2003 | 2002 | 2001 | |
| 1) Madinat Khalifa | 13.3 | 26381 | 23293 | 23619 | 24131 | 23052 | 21795 | 24080 | 18518 | ١) مدينة خليفة |
| 2) Al Montaza | 18.9 | 25261 | 21249 | 21939 | 20492 | 19469 | 18294 | 22014 | 16801 | ٢) المنزة |
| 3) Al-Rayan | -4.1 | 23164 | 24147 | 25021 | 24711 | 23717 | 22440 | 26186 | 18933 | ٣) الريان |
| 4) Um Gwalina | 26.5 | 20273 | 16026 | 16562 | 15833 | 14964 | 13992 | 16379 | 14214 | ٤) أم غويلينة |
| 5) Abu Baker Al Siddiq | 21.0 | 19639 | 16233 | 15520 | 13623 | 12710 | 11968 | 15509 | 12562 | ٥) أبو بكر الصديق |
| 6) Omer Bin Al Khatab | -4.7 | 19373 | 20338 | 20861 | 18602 | 17724 | 16684 | 18403 | 14703 | ٦) عمر بن الخطاب |
| 7) Al Wakra | 53.7 | 17806 | 11586 | 11749 | 11325 | 10581 | 9669 | 9410 | 8317 | ٧) الوكرة |
| 8) West Bay | -2.4 | 14835 | 15207 | 15723 | 15046 | 14245 | 13423 | 15544 | 13375 | ٨) الخليج الغربي |
| 9) Airport | -6.6 | 12040 | 12891 | 12981 | 11269 | 10453 | 9730 | 10274 | 4120 | ٩) المطار |
| 10) Um Salal | 63.7 | 8063 | 4926 | 5149 | 5169 | 4705 | 4388 | 4618 | 4036 | ١٠) أم صلال |
| 11) Al Gharaffa | 21.2 | 5281 | 4357 | 4434 | 4092 | 3629 | 3333 | 3885 | 3085 | ١١) الغرافة |
| 12) Al Khor | 22.5 | 4897 | 3996 | 4144 | 3955 | 3561 | 3251 | 3931 | 2443 | ١٢) الخور |
| 13) Al Shahaniya | 35.5 | 4170 | 3078 | 3181 | 2918 | 2662 | 2407 | 2286 | 1931 | ١٣) الشحانية |

Table No. (16) contd...

تابع جدول رقم (١٦)

| NAME OF THE HEALTH CENTER | التغيير* Change* % | عدد الزيارات | | | | | | | | اسم المركز الصحي |
|---------------------------|--------------------------|---------------|---------------|---------------|---------------|---------------|---------------|---------------|---------------|------------------|
| | | 2008 | 2007 | 2006 | 2005 | 2004 | 2003 | 2002 | 2001 | |
| 14) Abu Hamour | -5.6 | 3653 | 3869 | 3795 | 3035 | 2662 | 2455 | 3243 | 2319 | ١٤) أبو هامور |
| 15) Al Shamal | 32.8 | 1705 | 1284 | 1295 | 1269 | 1106 | 941 | 1003 | 484 | ١٥) الشمال |
| 16) Al Kaaban | 16.5 | 656 | 563 | 598 | 525 | 429 | 333 | 393 | 386 | ١٦) الكعبان |
| 17) Al Jumeilia | -7.2 | 551 | 594 | 558 | 482 | 365 | 276 | 384 | 1115 | ١٧) الجميلية |
| 18) Al Guweiriya | 16.2 | 489 | 421 | 422 | 382 | 288 | 208 | 220 | 418 | ١٨) الغويرية |
| 19) Sudanethel | 16.5 | 431 | 370 | 340 | 424 | 347 | 250 | 159 | 181 | ١٩) سودانثيل |
| 20) Um Bab | -76.9 | 6 | 26 | - | - | - | - | 176 | 200 | ٢٠) أم باب |
| TOTAL | 13.1 | 208674 | 184454 | 187891 | 177283 | 166669 | 155837 | 178097 | 138141 | المجموع |

*Change percentage is based on the year 2007.

* النسبة المئوية للتغيير بين سنتي ٢٠٠٧ - ٢٠٠٨ م.

عدد الزيارات الى عيادات الحوامل في المراكز الصحية حسب المركز الصحي
خلال الفترة (٢٠٠١ - ٢٠٠٨ م)

NUMBER OF VISITS TO ANTENATAL CLINICS IN HEALTH CENTERS
BY HEALTH CENTER DURING THE PERIOD (2001 - 2008)

Table No.(17)

جدول رقم (١٧)

| NAME OF THE HEALTH CENTER | التغيير * Change | عدد الزيارات | | | | | | | | اسم المركز |
|---------------------------|---------------------|--------------|--------------|--------------|--------------|--------------|--------------|--------------|--------------|------------------|
| | | 2008 | 2007 | 2006 | 2005 | 2004 | 2003 | 2002 | 2001 | |
| 1) Al-Montaza | -6.6 | 2818 | 3018 | 2691 | 2594 | 3128 | 3212 | 3232 | 3302 | ١)المنزة |
| 2) Um Gwalina | 5.8 | 2232 | 2110 | 2233 | 2296 | 2363 | 2578 | 2926 | 3158 | ٢) أم غويلينة |
| 3) Airport | 21.4 | 2298 | 1893 | 1891 | 1518 | 1568 | 1477 | 1456 | 1078 | ٣)المطار |
| 4) Omer Bin Al-khatab | 12.7 | 2121 | 1882 | 1876 | 1766 | 1880 | 2183 | 2229 | 2095 | ٤) عمر بن الخطاب |
| 5) Madinat Khalifa | -1.0 | 1652 | 1669 | 1706 | 2006 | 2197 | 2193 | 2399 | 2633 | ٥) مدينة خليفة |
| 6) West Bay | 2.1 | 1557 | 1525 | 1215 | 1445 | 1775 | 1979 | 1992 | 1943 | ٦) الخليج الغربي |
| 7) Abubaker Al-Siddiq | -64.9 | 513 | 1463 | 2327 | 2079 | 2284 | 2259 | 2297 | 2271 | ٧)أبو بكر الصديق |
| 8) Al-Rayan | 18.4 | 1632 | 1378 | 1913 | 1249 | 2161 | 2498 | 2580 | 2614 | ٨) الريان |
| 9) Al-Wakra | 22.7 | 1460 | 1190 | 1088 | 1199 | 912 | 835 | 1348 | 1285 | ٩) الوكرة |
| 10) Al-Gharafa | 45.1 | 1101 | 759 | 544 | 891 | 598 | 528 | 475 | 494 | ١٠)الغرافة |
| 11) Um Salal | 9.7 | 666 | 607 | 557 | 611 | 663 | 634 | 715 | 626 | ١١)أم صلال |
| 12) Abu Hamour | 42.8 | 767 | 537 | 464 | 465 | 467 | 385 | 557 | 486 | ١٢)أبو هامور |
| 13) Al-Khor | 5.9 | 325 | 307 | 211 | 339 | 332 | 483 | 562 | 636 | ١٣)الخور |
| 14) Al-Shamal | 10.3 | 75 | 68 | 44 | 69 | 57 | 126 | 125 | 91 | ١٤)الشمال |
| TOTAL | 4.4 | 19217 | 18406 | 18760 | 18527 | 20385 | 21370 | 22893 | 22712 | المجموع |

*Change percentage was based on the year 2007

* النسبة المئوية للتغيير بين سنة ٢٠٠٧ - ٢٠٠٨ م .

مجموع الزيارات الى المراكز الصحية حسب المركز الصحي
خلال الفترة (٢٠٠٨ - ٢٠٠١)
 TOTAL VISITS TO HEALTH CENTERS BY HEALTH CENTER
 DURING THE PERIOD (2001 - 2008)

Table No. (18)

جدول رقم (١٨)

| NAME OF THE HEALTH CENTER | التغيير* Change* % | عدد الزيارات | | | | | | | | اسم المركز |
|------------------------------|--------------------------|--------------|--------|--------|--------|--------|--------|--------|--------|---------------------------|
| | | 2008 | 2007 | 2006 | 2005 | 2004 | 2003 | 2002 | 2001 | |
| 1) Abubaker Al-Sidiq | 16.8 | 330282 | 282776 | 265222 | 217306 | 218040 | 190859 | 173549 | 157671 | ١) أبوبكر الصديق |
| 2) Al-Rayan | 13.4 | 296383 | 261469 | 260273 | 266980 | 267633 | 280053 | 275820 | 248146 | ٢) الريان |
| 3) Madinat Khalifa | 1.0 | 252639 | 250043 | 244312 | 232518 | 238667 | 244721 | 249069 | 238124 | ٣) مدينة خليفة |
| 4) Al-Montaza | 4.7 | 246191 | 235250 | 216454 | 219712 | 239297 | 248535 | 228217 | 237406 | ٤) المنزة |
| 5) Walk-in Clinic(Bachelors) | 11.7 | 250314 | 223995 | 221979 | 152646 | 136043 | 133115 | 116477 | 119480 | ٥) عيادة الوافدين(العزاب) |
| 6) Omer Bin Al-Khatib | 1.9 | 194319 | 190701 | 178693 | 156571 | 154652 | 148033 | 154390 | 148064 | ٦) عمر بن الخطاب |
| 7) Al-Wakra | 3.0 | 188425 | 182945 | 169653 | 153868 | 140158 | 148829 | 141145 | 120632 | ٧) الوكرة |
| 8) Um Gwalina | 2.7 | 182827 | 177937 | 177048 | 159221 | 158115 | 156666 | 152256 | 142348 | ٨) أم غويلينة |
| 9) West Bay | 9.0 | 154113 | 141374 | 128998 | 129838 | 128094 | 124637 | 124632 | 116666 | ٩) الخليج الغربي |
| 10) Airport | 22.5 | 148472 | 121180 | 106846 | 114416 | 107159 | 98977 | 79921 | 57480 | ١٠) المطار |
| 11) Al-Shahaniya | 12.1 | 87236 | 77825 | 73442 | 56565 | 51665 | 58200 | 49847 | 45938 | ١١) الشحانية |
| 12) Um Salal | 14.5 | 85986 | 75128 | 78003 | 68501 | 62989 | 65740 | 63089 | 60087 | ١٢) أم صلال |

Table No. (18) contd....

تابع جدول رقم (١٨)

| NAME OF THE HEALTH CENTER | التغيير* Change* % | عدد الزيارات | | | | | | | | اسم المركز |
|--|--------------------------|----------------|----------------|----------------|----------------|----------------|----------------|----------------|----------------|---------------------------------------|
| | | 2008 | 2007 | 2006 | 2005 | 2004 | 2003 | 2002 | 2001 | |
| 13) Al-Gharaffa | 58.8 | 74450 | 46880 | 42233 | 34967 | 35293 | 32089 | 30389 | 28400 | ١٣) الغرافة |
| 14) Al-Khor | 3.9 | 62595 | 60219 | 66981 | 69901 | 90651 | 96309 | 83480 | 73742 | ١٤) الخور |
| 15) Abu Hamour | -4.9 | 40348 | 42433 | 40404 | 28285 | 36625 | 27610 | 25955 | 24128 | ١٥) أبو هامور |
| 16) School health clinics(specialized)** | 8.2 | 23635 | 21844 | 35247 | 29045 | 37152 | 20318 | 20015 | 16852 | ١٦) عيادات الصحة المدرسية(التخصصية)** |
| 17) Al-Shamal | 34.4 | 31432 | 23390 | 24242 | 19515 | 17042 | 16396 | 16007 | 17224 | ١٧) الشمال |
| 18) Dental Clinic/School Health | 32.1 | 20603 | 15599 | 15926 | 15990 | 16123 | 15144 | 16952 | 13589 | ١٨) وحدة المرقاب (الأسنان) |
| 19) Um Bab | 14.9 | 9899 | 8614 | 8933 | 9803 | 10636 | 10650 | 11971 | 12656 | ١٩) أم باب |
| 20) Al-Jumeiliya | -1.2 | 7781 | 7877 | 5623 | 3999 | 4928 | 5130 | 4745 | 5063 | ٢٠) الجميلية |
| 21) Sudanatheel | 20.9 | 9319 | 7711 | 7698 | 5707 | 5492 | 6934 | 6988 | 6400 | ٢١) سودانثيل |
| 22) Al-Kaaban | -11.9 | 5667 | 6434 | 6043 | 4945 | 4048 | 5806 | 5739 | 6352 | ٢٢) الكعبان |
| 23) Al-Guweiriya | -1.0 | 6292 | 6354 | 6121 | 6113 | 5945 | 7464 | 10295 | 8165 | ٢٣) الغويرية |
| TOTAL | 9.8 | 2709208 | 2467978 | 2380374 | 2156412 | 2166447 | 2142215 | 2040948 | 1904613 | المجموع |

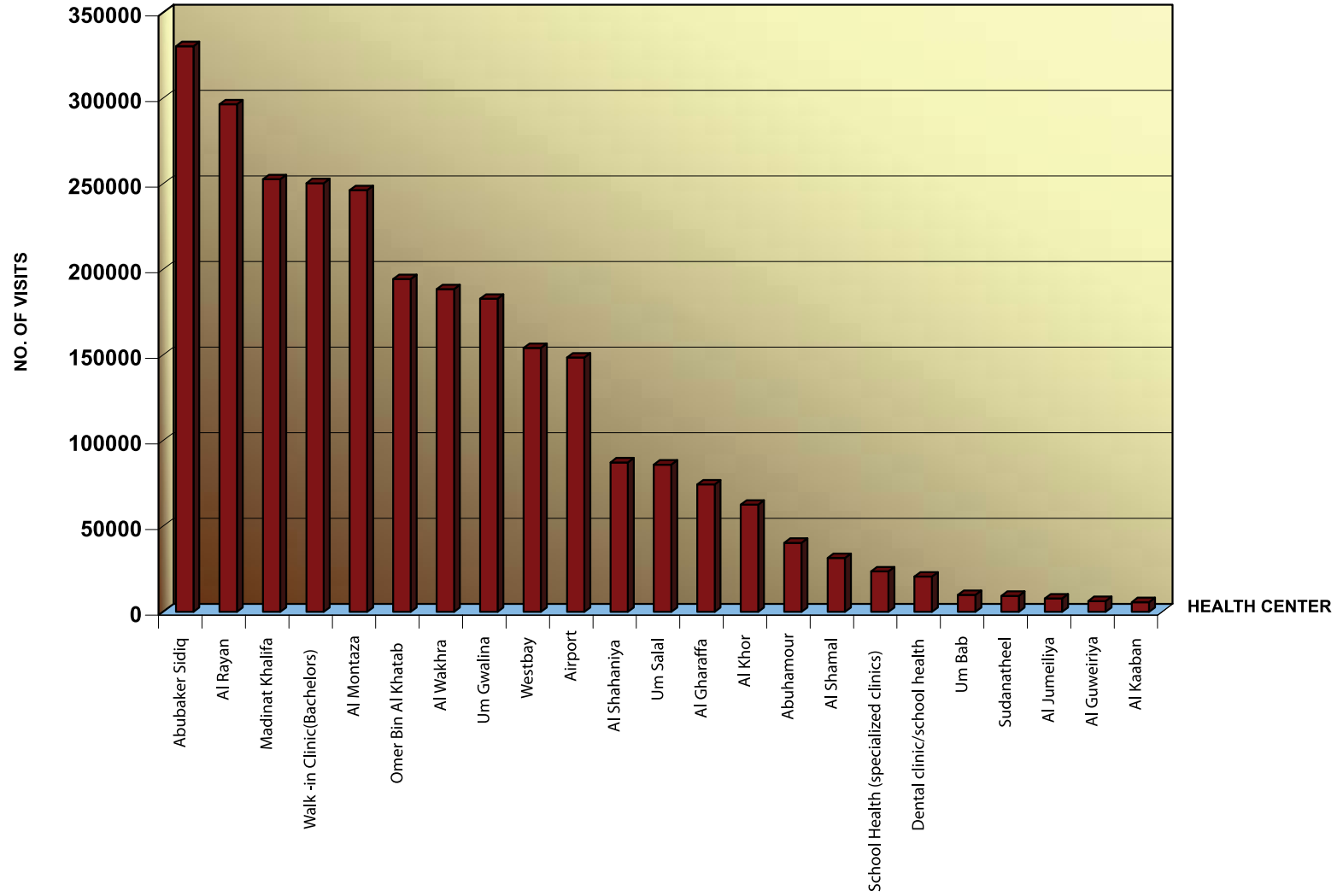
*Change percentage is based on the year 2007.

* النسبة المئوية للتغيير بين سنة ٢٠٠٧ - ٢٠٠٨م.

** School Health Clinics includes Ophthalmology, Dermatology, ENT & Psychiatry.

** عيادات تخصصية لطلاب المدارس تشمل عيادات للعيون والجلد والأنف والأذن والحنجرة والنفسية.

TOTAL VISITS TO HEALTH CENTERS BY HEALTH CENTER DURING THE YEAR 2008



عدد الزيارات الى عيادات الحوامل في المراكز الصحية
ونسبة المحولين لمستشفى النساء والولادة لعام ٢٠٠٨م

**NUMBER OF VISITS TO ANTENATAL CLINICS IN HEALTH CENTERS
AND % OF REFERRALS TO WOMEN'S HOSPITAL DURING THE YEAR 2008**

Table No. (19)

جدول رقم (١٩)

| NAME OF THE HEALTH CENTER | المحولين REFERRALS % | عدد المحولين NO. OF CASES REFERRED | عدد الزيارات NO. OF VISITS | اسم المركز الصحي |
|---------------------------|----------------------------|--|-------------------------------|-------------------|
| 1) Abubaker Al-Siddiq | 1.9 | 10 | 513 | (١) ابوبكر الصديق |
| 2) Abu Hamour | 0.8 | 6 | 767 | (٢) ابو هامور |
| 3) Al-Khor | 0.3 | 1 | 325 | (٣) الخور |
| 4) Al-Gharaffa | 0.2 | 2 | 1101 | (٤) الغرافة |
| 5) Omer Bin Al-Khatib | 0.2 | 5 | 2121 | (٥) عمر بن الخطاب |
| 6) Al-Montaza | 0.1 | 2 | 2818 | (٦) المنزة |
| 7) Um Gwalina | 0.0 | 1 | 2232 | (٧) أم غويلينية |
| 8) West Bay | 0.1 | 1 | 1557 | (٨) الخليج الغربي |
| 9) Al-Wakra | 0.1 | 2 | 1460 | (٩) الوكرة |
| 10) Madinat Khalifa | - | - | 1652 | (١٠) مدينة خليفة |
| 11) Al-Rayan | - | - | 1632 | (١١) الريان |
| 12) Um Salal | - | - | 666 | (١٢) أم صلال |
| 13) Airport | - | - | 2298 | (١٣) المطار |
| 14) Al-Shamal | - | - | 75 | (١٤) الشمال |
| 15) Al Kaaban | - | - | 5 | (١٥) الكعبان |
| TOTAL | 0.2 | 30 | 19222 | المجموع |

عدد الزيارات الى عيادات الأسنان في المراكز الصحية
ونسبة المحولين لمستشفى الرميله
لعام ٢٠٠٨م

NUMBER OF VISITS TO DENTAL CLINICS IN HEALTH CENTERS
AND % OF REFERRALS TO RUMAILAH HOSPITAL
DURING THE YEAR 2008

Table No. (20)

جدول رقم (٢٠)

| NAME OF THE HEALTH CENTER | المحولين REFERRALS % | عدد المحولين NO. OF CASES REFERRED | عدد الزيارات NO.OF VISITS | اسم المركز الصحي |
|--------------------------------|----------------------------|--|------------------------------|------------------------------|
| 1) Al-Shamal | 6.4 | 154 | 2419 | (١) الشمال |
| 2) Madinat Khalifa | 6.0 | 1403 | 23192 | (٢) مدينة خليفة |
| 3) Omer Bin Al-Khatib | 5.3 | 920 | 17293 | (٣) عمر بن الخطاب |
| 4) Al-Wakra | 4.4 | 676 | 15297 | (٤) الوكرة |
| 5) Abu Hamour | 4.0 | 117 | 2905 | (٥) ابو هامور |
| 6) Al-Rayan | 3.5 | 863 | 24729 | (٦) الريان |
| 7) Airport | 3.4 | 489 | 14323 | (٧) المطار |
| 8) Al-Montaza | 3.3 | 778 | 23791 | (٨) المنتزة |
| 9) Um Gwalina | 3.3 | 469 | 14255 | (٩) أم غولينية |
| 10) Al-Gharaffa | 3.1 | 268 | 8756 | (١٠) الغرافة |
| 11) West Bay | 2.8 | 589 | 20721 | (١١) الخليج الغربي |
| 12) Abubaker al-Siddiq | 2.8 | 547 | 19880 | (١٢) ابوبكر الصديق |
| 13) Um Salal | 2.7 | 277 | 10178 | (١٣) أم صلال |
| 14) Al-Mirqab | 1.7 | 358 | 20603 | (١٤) المرقاب |
| 15) Al-Khor | 1.7 | 130 | 7487 | (١٥) الخور |
| 16) Al-Kaaban | 1.5 | 2 | 130 | (١٦) الكعبان |
| 17) AL-Shahaniya | 0.1 | 11 | 8094 | (١٧) الشحانية |
| 18) Walk-In-Clinic (Bachelors) | - | - | 11000 | (١٨) عيادة الوافدين (العزاب) |
| TOTAL | 3.3 | 8051 | 245053 | المجموع |

عدد التحاليل المخبرية التي اجريت في مختبرات المراكز الصحية حسب المركز الصحي
خلال الفترة (٢٠٠١ - ٢٠٠٨)

NUMBER OF LAB ANALYSIS CONDUCTED IN THE LABORATORIES
OF THE HEALTH CENTERS BY HEALTH CENTER
DURING THE PERIOD (2001 - 2008)

Table No (21)

جدول رقم (٢١)

| NAME OF THE HEALTH CENTER | التغيير* Change* % | عدد التحاليل | | | | | | | | اسم المركز |
|-------------------------------|--------------------------|--------------------|--------|--------|-------|-------|-------|-------|-------|-----------------------------|
| | | NUMBER OF ANALYSIS | | | | | | | | |
| | | 2008 | 2007 | 2006 | 2005 | 2004 | 2003 | 2002 | 2001 | |
| 1) Abubaker Al-Sidiq | 97.1 | 161734 | 82043 | 68052 | 62153 | 62845 | 57039 | 51367 | 54317 | ١) أبوبكر الصديق |
| 2) Al-Rayan | 79.8 | 151129 | 84076 | 74532 | 65345 | 67071 | 24372 | 70347 | 56292 | ٢) الريان |
| 3) Madinat Khalifa | 9.6 | 118789 | 108421 | 102372 | 82342 | 73530 | 63937 | 62608 | 61003 | ٣) مدينة خليفة |
| 4) Airport | 76.9 | 89880 | 50804 | 39744 | 37935 | 32991 | 30249 | 25181 | 20701 | ٤) المطار |
| 5) West Bay | 60.8 | 87777 | 54592 | 56226 | 55951 | 50529 | 39659 | 40424 | 33862 | ٥) الخليج الغربي |
| 6) Al-Montaza | 7.9 | 84287 | 78131 | 78070 | 65340 | 72732 | 68098 | 67286 | 66058 | ٦) المنزة |
| 7) Al-Wakra | -3.2 | 74346 | 76812 | 50056 | 49525 | 49243 | 37750 | 36585 | 23468 | ٧) الوكرة |
| 8) Omer Bin Al-Khatib | -4.7 | 74265 | 77933 | 62635 | 62291 | 54344 | 52877 | 48200 | 41818 | ٨) عمر بن الخطاب |
| 9) Umgwalina | 3.8 | 72649 | 69984 | 54016 | 52463 | 50353 | 49615 | 49306 | 38633 | ٩) أم غويلينة |
| 10) Walk-in-Clinic(bachelors) | 23.7 | 49638 | 40123 | 40353 | 35719 | 31869 | 29400 | 21509 | 24440 | ١٠) عيادة الوافدين (العزاب) |
| 11) Um Salal | 7.8 | 34848 | 32320 | 30690 | 25943 | 25396 | 23275 | 23497 | 22618 | ١١) أم صلال |
| 12) Al-Khor | 23.1 | 38182 | 31021 | 26648 | 38328 | 28570 | 26881 | 23795 | 23270 | ١٢) الخور |
| 13) Al-Gharaffa | 53.2 | 37440 | 24446 | 22913 | 16995 | 15865 | 14125 | 10414 | 9010 | ١٣) الغرافة |

Table No. (21) contd..

تابع جدول رقم (٢١)

| NAME OF THE HEALTH CENTER | التغيير* Change* % | NUMBER OF ANALYSIS | | | | | | | | اسم المركز |
|---------------------------|--------------------------|--------------------|--------|--------|--------|--------|--------|--------|--------|---------------|
| | | 2008 | 2007 | 2006 | 2005 | 2004 | 2003 | 2002 | 2001 | |
| 14) Abu Hamour | 60.0 | 27217 | 17012 | 24095 | 12308 | 15576 | 12461 | 10035 | 9673 | ١٤) أبو هامور |
| 15) Al-Shahaniya | 7.7 | 14777 | 13725 | 11880 | 12337 | 11529 | 11355 | 11412 | 12340 | ١٥) الشحانية |
| 16) Al-Shamal | 110.9 | 8307 | 3939 | 8351 | 9795 | 9630 | 1316 | 1885 | 6226 | ١٦) الشمال |
| 17) Sudanatheel | -46.2 | 1626 | 3020 | 1867 | 1684 | 2620 | 2988 | 2065 | 2135 | ١٧) سودانثيل |
| 18) Al-Guweiriya | 67.4 | 4569 | 2730 | 3160 | 3429 | 3685 | 2545 | 1111 | 4531 | ١٨) الغويرية |
| 19) Al-Kaaban | 44.6 | 2401 | 1660 | 1539 | 3083 | 2786 | 3328 | 253 | 1616 | ١٩) الكعبان |
| 20) Al-Jumeiliya | -3.4 | 1488 | 1540 | 1376 | 1138 | 1561 | 1669 | - | - | ٢٠) الجميلية |
| 21) Um Bab | - | - | - | 245 | - | - | - | - | - | ٢١) أم باب |
| TOTAL | 32.9 | 1135349 | 854332 | 758820 | 694104 | 662725 | 552939 | 557280 | 512011 | المجموع |

*Change percentage is based on the year 2007.

*النسبة المئوية للتغيير بين سنتي ٢٠٠٧ - ٢٠٠٨ م.

عدد الوصفات الطبية التي صرفت لصيديات المراكز الصحية حسب المركز الصحي
خلال الفترة (٢٠٠١-٢٠٠٨)

NUMBER OF MEDICAL PRESCRIPTIONS ISSUED IN PHARMACIES OF THE HEALTH CENTERS
BY HEALTH CENTER DURING THE PERIOD (2001 - 2008)

Table No. (22)

جدول رقم (٢٢)

| NAME OF THE HEALTH CENTER | عدد الوصفات | | | | | | | | اسم المركز |
|------------------------------|-------------|--------|--------|--------|--------|--------|--------|--------|---------------------------|
| | 2008 | 2007 | 2006 | 2005 | 2004 | 2003 | 2002 | 2001 | |
| 1) Abubaker Al- Siddiq | 279186 | 244148 | 230740 | 205001 | 206353 | 161113 | 136860 | 131040 | ١) أبو بكر الصديق |
| 2) Walk-in-Clinic(Bachelors) | 236796 | 213934 | 217949 | 156592 | 130295 | 114436 | 97931 | 96344 | ٢) عيادة الوافدين(العزاب) |
| 3) Al-Rayan | 235427 | 209789 | 217069 | 223610 | 209265 | 218484 | 214320 | 209643 | ٣) الريان |
| 4) Madinat khalifa | 189854 | 190604 | 193663 | 187342 | 185482 | 190129 | 189890 | 185588 | ٤) مدينة خليفة |
| 5) Al-Montaza | 185036 | 180262 | 173784 | 166311 | 201285 | 188634 | 180718 | 200877 | ٥) المنتزه |
| 6) Al-Wakra | 145463 | 150236 | 145440 | 134341 | 122536 | 118281 | 117217 | 105183 | ٦) الوكرة |
| 7) Omer Bin Al- Khatab | 145084 | 131917 | 130705 | 121231 | 118093 | 114356 | 113611 | 110488 | ٧) عمر بن الخطاب |
| 8) Umgwalina | 137965 | 137678 | 142573 | 131808 | 124385 | 120971 | 117934 | 109813 | ٨) أم غويلينة |
| 9) Airport | 112079 | 87543 | 80665 | 79874 | 78691 | 75220 | 63982 | 44899 | ٩) المطار |
| 10) West Bay | 108017 | 97820 | 102153 | 95347 | 91016 | 94023 | 84149 | 84053 | ١٠) الخليج الغربي |
| 11) Al-Shahaniya | 62694 | 57284 | 54044 | 48357 | 43509 | 42263 | 37616 | 37307 | ١١) الشحانية |
| 12) Um Salal | 59966 | 56425 | 58281 | 55814 | 48472 | 49289 | 47502 | 47550 | ١٢) أم صلال |
| 13) Al-Gharafa | 53045 | 34890 | 27762 | 26319 | 28054 | 24211 | 21734 | 22505 | ١٣) الغرافة |

Table No. (22) contd...

تابع جدول رقم (٢٢)

| NAME OF THE HEALTH CENTER | No. of Prescriptions | | | | | | | عدد الوصفات | اسم المركز |
|--|----------------------|----------------|----------------|----------------|----------------|----------------|----------------|----------------|---|
| | 2008 | 2007 | 2006 | 2005 | 2004 | 2003 | 2002 | | |
| 14) Al-Khor | 46029 | 46490 | 54652 | 61688 | 83492 | 80913 | 70023 | 63380 | ١٤) الخور |
| 15) Abu Hamour | 28640 | 26997 | 24802 | 22686 | 26405 | 20503 | 19697 | 19548 | ١٥) أبو هامور |
| 16) Al-Shamal | 25489 | 22456 | 21945 | 17989 | 15327 | 14478 | 14906 | 17014 | ١٦) الشمال |
| 17) Umbab | 7625 | 5739 | 5405 | 5773 | 5733 | 5781 | 8821 | 11631 | ١٧) أم باب |
| 18) Sudanatheel | 7956 | 6731 | 6168 | 4226 | 3685 | 6035 | 6849 | 6164 | ١٨) سودانثيل |
| 19) Al-Jumeilia | 5701 | 5093 | 4680 | 3723 | 3995 | 4093 | 4650 | 4197 | ١٩) الجميلية |
| 20) Al-Guweriya | 5266 | 5526 | 5706 | 5296 | 5316 | 6083 | 8808 | 6884 | ٢٠) الغويرية |
| 21) Al-Kaaban | 4238 | 3945 | 4767 | 4185 | 4406 | 4395 | 4138 | 5185 | ٢١) الكعبان |
| 22) School health clinics(specialized) | 3107 | 4004 | 4316 | 4892 | 6200 | 6292 | 7358 | 6903 | ٢٢) العيادات الصحية المدرسية (التخصصية) |
| TOTAL | 2084663 | 1919511 | 1907269 | 1762405 | 1741995 | 1659983 | 1568714 | 1526196 | المجموع |

خدمات المستشفيات Hospital Services

Chapter

4
الباب الرابع

العيادات الخارجية التخصصية
Specialized Out-Patient Clinics

المرضى الداخليين
In Patients

العمليات الجراحية
Surgical Operations

العلاج الطبيعي
Physiotherapy

العلاج التنفسي
Respiratory Therapy

العلاج المهني
Occupational Therapy

غسيل الكلى
Hemodialysis

المسالك البولية
Urology

الإنجاب
Fertility

الخدمات المساعدة Supporting Services

الأشعة
Radiology

المختبرات
Laboratories

بنك الدم
Blood bank

الصيدليات
Pharmacies



الفصل الرابع التحليل الإحصائي لخدمات المستشفيات

CHAPTER IV STATISTICAL ANALYSIS – HOSPITAL SERVICES

The Hamad Medical Corporation (HMC) offers specialized medical care through five hospitals: Hamad General Hospital, Rumaillah Hospital, Women's Hospital, Al Amal Hospital and Al-Khor hospital. In order to compensate for the increasing demand and to maintain international standards of health services, the Hamad Medical Corporation has equipped its hospitals with modern facilities and the sufficient number of beds in various specialties.

توفر مؤسسة حمد الطبية خدمات عناية طبية متخصصة من خلال خمسة مستشفيات هي: مستشفى حمد العام ، مستشفى الرمييلة ، مستشفى النساء والولادة ، مستشفى الأمل ومستشفى الخور. ولكي تتمكن المؤسسة من مواكبة المتطلبات المتزايدة للخدمات الصحية والمحافظة على المعايير الدولية في هذا الخصوص قامت مؤسسة حمد الطبية بتزويد مستشفياتها بكافة التسهيلات والمرافق العصرية الحديثة وبأعداد كافية من الأسرة في مختلف التخصصات والأجنحة .

HAMAD GENERAL HOSPITAL

In Hamad General Hospital, the number of visits to outpatient department increased to 435249 by 25.2% in 2008 compared to the year 2001, while the Accident & Emergency had a considerable increase in visits by 93.8% in the year 2008 as compared to 2001. The visits to Pediatric Emergency Center have been increasing since the year 2001 and reached to 405,964 in 2008 from 62636.

مستشفى حمد العام:
بالنسبة لمستشفى حمد العام فقد زاد عدد المرضى الزائرين للعيادات الخارجية ليصل إلى ٤٣٥٢٤٩ زائر في العام ٢٠٠٨م أي بزيادة تقدر بنسبة ٢٥,٢% مما كان عليه الحال في العام ٢٠٠١م بينما بلغت نسبة الزيادة في عدد الزيارات لقسم الحوادث والطوارئ لنفس الفترة ٩٣,٨% . ظل عدد زيارات العناية بحالات الطوارئ للأطفال في ازدياد مضطرد منذ العام ٢٠٠١م ليصل إلى ٤٠٥٩٦٤ زائر في العام ٢٠٠٨م مقارنة ب ٦٢٦٣٦ زائر للعام ٢٠٠١م .

It was noted that the number of surgical operations done in the operation theatre of the Hamad General Hospital has

لوحظ أن عدد العمليات الجراحية التي أجريت بغرف

Increased remarkably in 2008 (13507) by 71% from 7899 in 2001. As for surgeries done in the Day Care Unit, the number of surgeries increased by 12.8% in 2008 from 3818 in 2001. Bed Occupancy rate was 90% in 2008 which is higher than in the year 2007 (85%). The trend during the last five year period in renal dialysis patients was 40.2% increase in 2008.

RUMAILLAH HOSPITAL

The Outpatient visits of the Rumailah Hospital increased in 2008 by 15.3% when compared to 2001. Also, the number of admissions to the Rumailah Hospital increased by (43.1%) in the year 2008. The number of surgeries done in the Operation Theatre witnessed a remarkable increase in 2008 (6793) from the year 2001 (5063) by 34.2%. The bed occupancy rate in Rumailah Hospital in 2008 was 83.1% which is relatively higher than in the year 2003 (78%).

In Day care unit, number of surgeries done increased by 34.1% in the year 2008 from the year 2001 (2737).

عمليات مستشفى حمد العام قد سجلت زيادة كبرى خلال العام ٢٠٠٨م حيث بلغت ١٣٥٠٧ عملية مقارنة ب ٧٨٩٩ عملية أجريت خلال العام ٢٠٠١م أي بنسبة زيادة بلغت ٧١% . أما فيما يتعلق بالعمليات الجراحية الصغرى التي أجريت بوحدات الإقامة القصيرة خلال العام ٢٠٠٨م فقد سجلت ازدياداً ملحوظاً بلغ ١٢.٨% عن العام ٢٠٠١م . بلغت نسبة شغل الأسرة خلال العام ٢٠٠٨م ٩٠% أي بزيادة طفيفة مما كان عليه الوضع خلال العام ٢٠٠٧م (٨٥%) . أما فيما يتعلق بمرضى غسيل الكلى فقد شهدت خلال الخمس أعوام الماضية زيادة مضطردة وصلت إلى ٤٠.٢% في العام ٢٠٠٨م .

مستشفى الرميثة:

زاد عدد المرضى الزائرين للعيادات الخارجية لمستشفى الرميثة بحلول العام ٢٠٠٨م بنسبة ١٥.٣% مقارنة بما كان عليه في العام ٢٠٠١م ، غير أن عدد المرضى المنومين لنفس الفترة ، قد سجل إرتفاعاً بلغت نسبته ٤٣.١% . وشهد معدل العمليات الجراحية التي أجريت بالمستشفى خلال العام زيادة كبرى لتصل إلى ٦٧٩٣ عملية مقارنة ب ٥٠٦٣ عملية أجريت خلال العام ٢٠٠١م مسجلة نسبة زيادة بلغت ٣٤.٢% . بلغت نسبة شغل الأسرة بمستشفى الرميثة خلال العام ٢٠٠٨م ٨٣.١% بزيادة نسبية عن ما كانت عليه خلال العام ٢٠٠٣م (٧٨%) .

أما في وحدة الإقامة القصيرة فقد إرتفعت نسبة العمليات الجراحية في عام ٢٠٠٨م بما يعادل ٣٤,١% عن ما كانت عليه في العام ٢٠٠١م (٢٧٣٧) .

مُستشفى النساء:

WOMEN'S HOSPITAL

The number of outpatient visits to the Women's Hospital increased by 9.4% in 2008 compared to the year 2001 (126378 visits from 115467). Also, emergency visits increased to 66929 in 2008 from 50103 in the year 2001 (33.6% increase). The number of admissions reached to 25348 in 2008 with 23% increase. Bed occupancy rate was higher in the year 2008 (71%) from (61%) in 2001. Number of surgeries done in the operation theatre of the Women's Hospital increased in 2008 compared to the previous years. Number of infants born in 2008 was 15022 with an increase of 34.4% compared to 2001. Number of patients treated in the Assisted Conception Unit increased in 2008 by 46.9% from the year 2001.

شهد عدد الزيارات للعيادات الخارجية لمستشفى النساء في العام ٢٠٠٨م زيادة حادة بلغت ٩.٤% مقارنة بما كان عليه الوضع خلال العام ٢٠٠١م (من ١١٥٤٦٧ إلى ١٢٦٣٧٨) . كذلك زاد عدد الزيارات لطوارئ النساء والولادة من ٥٠١٠٣ في العام ٢٠٠١م إلى ٦٦٩٢٩ في العام ٢٠٠٨م (بزيادة بلغت ٣٣.٦%) . أما عدد الدخول فقد بلغ ٢٥٣٤٨م بزيادة قدرها ٢٣% ، بينما ارتفعت نسبة شغل الأسرة من ٦١% في العام ٢٠٠١م لتصل تلك النسبة إلى ٧١% في العام ٢٠٠٨م . أما عدد العمليات الجراحية التي أجريت بمستشفى النساء فقد شهد إنخفاضاً طفيفاً في العام ٢٠٠٨م عن الأعوام السابقة. بلغ عدد المواليد في العام ٢٠٠٨م (١٥٠٢٢) بزيادة قدرها ٣٤.٤% من ما كان عليه العام ٢٠٠١م . في العام ٢٠٠٨م زاد عدد المرضى الذين عولجوا بوحدة المساعدة على الإنجاب إنخفاضاً طفيفاً بلغ ٤٦.٩% مقارنة بالعام ٢٠٠١م .

مُستشفى الأمل:

AL AMAL HOSPITAL

Outpatient visits to Al Amal hospital has been increasing since it opened in 2004. In 2008, the number of outpatient visits was 12388, an increase of 36.3% from the year 2005. The bed occupancy rate was 76% in the year 2008. Number of admissions also increased sharply in 2008 (41.4%) compared to the year 2005.

ظل عدد المرضى المراجعين للعيادة الخارجية لمستشفى الأمل في زيادة مضطردة منذ إفتتاحه رسمياً في العام ٢٠٠٤م . في عام ٢٠٠٨م بلغ عدد المراجعين ١٢٣٨٨ محققاً زيادة قدرها ٣٦.٣% عن العام ٢٠٠٥م . بلغت نسبة شغل الأسرة بلغت ٧٦% في العام ٢٠٠٨م . زادت نسبة عدد المرضى السريريين بصورة حادة لتصل ٤١.٤% في العام ٢٠٠٨م مقارنة بالعام ٢٠٠٥م .

مستشفى الخور:

AL KHOR HOSPITAL

Al Khor hospital started in 2005 with 92 open beds. In the year 2008, the open beds were 122 and its bed occupancy rate became 60%. In the year 2008, The hospital had 69990 Outpatient visits, an increase of 15.8% from the year 2006. Also, Accident and Emergency visits increased to 88946 from 63160 in the year 2006, 40.8%. There was an increase of 31.3% in admissions in 2008 (5709), as compared to the year 2006 (4347). The number of surgeries done in the Operation Theatre showed a sharp increase in 2008 (2712) from the year 2006 (1649) by 64.5%.

أفتتحت مستشفى الخور في العام ٢٠٠٥م بسعة ٩٢ سرير . في العام ٢٠٠٨م كان عدد الأسرة ١٢٢ سريراً بينما بلغت نسبة شغل الأسرة ٦٠% ، وبلغ عدد المرضى الزائرين للعيادات الخارجية خلال العام ٢٠٠٨م ٦٩٩٩٠ زائر ، بينما بلغ عدد زوار قسم حوادث والطوارئ ٨٨٩٤٦ زائر من ٦٣١٦٠ في العام ٢٠٠٦م . كانت هناك زيادة ٣١,٣% في نسبة عدد المرضى السريريين في العام ٢٠٠٨ (٥٧٠٩) مقارنة بالعام ٢٠٠٦ (٤٣٤٧) . وشهد معدل العمليات الجراحية التي أجريت بالمستشفى خلال العام ٢٠٠٨ زيادة كبرى لتصل إلى ٢٧١٢ عملية مقارنة ب ١٦٤٩ عملية أجريت خلال العام ٢٠٠٦م مسجلة نسبة زيادة بلغت ٦٤,٥%

المرضى الداخلون والمغادرون والوفيات بمستشفيات مؤسسة حمد الطبية حسب المستشفى والسنة
خلال الفترة (١٩٩٨ - ٢٠٠٨ م)

ADMISSIONS, DISCHARGES AND DEATHS IN HOSPITALS OF THE HAMAD MEDICAL CORPORATION BY HOSPITAL
DURING THE PERIOD (1998 - 2008)

Table No.(23)

جدول رقم (٢٣)

| YEAR | المجموع | | | مستشفى الخور | | | مستشفى الأمل | | | مستشفى النساء | | | مستشفى الرميثة | | | مستشفى حمد | | | السنة |
|------|---------|--------|--------|------------------|--------|--------|------------------|--------|--------|------------------|--------|--------|----------------------|--------|--------|------------------------|--------|--------|-------|
| | TOTAL | | | Al Khor Hospital | | | Al Amal Hospital | | | Women's Hospital | | | ** Rumailah Hospital | | | Hamad General Hospital | | | |
| | الوفيات | الخروج | الدخول | *الوفيات | الخروج | الدخول | الوفيات | الخروج | الدخول | *الوفيات | الخروج | الدخول | الوفيات | الخروج | الدخول | الوفيات | الخروج | الدخول | |
| EXP | DISCH. | ADMIS | EXP* | DISCH. | ADMIS | EXP | DISCH. | ADMIS | EXP* | DISCH. | ADMIS | EXP | DISCH. | ADMIS | EXP | DISCH. | ADMIS | | |
| 1998 | 676 | 45277 | 45864 | - | - | - | - | - | - | 100 | 17609 | 17682 | 37 | 1999 | 2047 | 539 | 25669 | 26135 | ١٩٩٨ |
| 1999 | 611 | 44071 | 44706 | - | - | - | - | - | - | 81 | 17680 | 17780 | 39 | 2940 | 2995 | 491 | 23451 | 23931 | ١٩٩٩ |
| 2000 | 683 | 45295 | 46133 | - | - | - | - | - | - | 77 | 18590 | 18730 | 41 | 3953 | 4030 | 565 | 22752 | 23373 | ٢٠٠٠ |
| 2001 | 665 | 46296 | 48293 | - | - | - | - | - | - | 77 | 19365 | 20610 | 36 | 3577 | 3737 | 552 | 23354 | 23946 | ٢٠٠١ |
| 2002 | 683 | 49225 | 49907 | - | - | - | - | - | - | 69 | 21270 | 21314 | 49 | 3668 | 3718 | 565 | 24287 | 24875 | ٢٠٠٢ |
| 2003 | 722 | 51267 | 52012 | - | - | - | - | - | - | 85 | 21990 | 22069 | 53 | 3991 | 4048 | 584 | 25286 | 25895 | ٢٠٠٣ |
| 2004 | 708 | 53535 | 53951 | - | - | - | 33 | 313 | 370 | 79 | 22939 | 23048 | 40 | 4379 | 4451 | 556 | 25904 | 26452 | ٢٠٠٤ |
| 2005 | 783 | 56005 | 57029 | 5 | 2400 | 2444 | 79 | 968 | 1041 | 66 | 23603 | 23885 | 36 | 4484 | 4514 | 597 | 24550 | 25145 | ٢٠٠٥ |
| 2006 | 832 | 59221 | 59891 | 14 | 4348 | 4347 | 76 | 1079 | 1169 | 65 | 24453 | 24454 | 40 | 4567 | 4564 | 637 | 24774 | 25357 | ٢٠٠٦ |
| 2007 | 820 | 60406 | 61490 | 19 | 4911 | 4952 | 89 | 1356 | 1455 | 81 | 24962 | 25130 | 30 | 5086 | 5182 | 601 | 24091 | 24771 | ٢٠٠٧ |
| 2008 | 847 | 61117 | 62030 | 28 | 5660 | 5709 | 71 | 1401 | 1472 | 83 | 25258 | 25348 | 33 | 5277 | 5349 | 632 | 23521 | 24152 | ٢٠٠٨ |

* neonatal deaths

* وفيات الأطفال حديثي الولادة فقط.

** Admission & Discharges of Psychiatry Dept. included in Rumailah Hospital.

** عدد الدخول والخروج لمستشفى الرميثة تشمل قسم الطب النفسي .

**الملخص الإحصائي السنوي لمؤسسة حمد الطبية حسب المستشفى
خلال الفترة (٢٠٠٨ - ٢٠٠١)**

ANNUAL SUMMARY STATISTICS OF HAMAD MEDICAL CORPORATION BY HOSPITAL

DURING THE PERIOD (2001 - 2008)

Table No. (24)

جدول رقم (٢٤)

| ACTIVITIES | 2008 | 2007 | 2006 | 2005 | 2004 | 2003 | 2002 | 2001 | النشاطات |
|---|--------|--------|--------|--------|--------|--------|--------|--------|---|
| <u>FIRST: HAMAD GENERAL HOSPITAL</u> | | | | | | | | | أولا : مستشفى حمد العام |
| 1) No. of Outpatient Visits | 435249 | 404109 | 410831 | 404775 | 395678 | 372623 | 360759 | 347559 | ١) المترددون على العيادات الخارجية |
| 2) No. of A/E Visits | 435639 | 343502 | 395226 | 345700 | 306372 | 277183 | 276680 | 224821 | ٢) عدد الزيارات لقسم الحوادث و الطوارئ |
| 3) No. of visits to Children Urgent Care Center | 405964 | 388863 | 358757 | 190596 | 158707 | 79368 | 77850 | 62636 | ٣) عدد الزيارات لمركز الأطفال للحالات المستعجلة |
| 4) No. of Admissions | 24152 | 24771 | 25357 | 25145 | 26452 | 25895 | 24875 | 23946 | ٤) عدد المرضى الداخليين |
| 5) No. of Discharges | 23521 | 24091 | 24774 | 24550 | 25904 | 25286 | 24287 | 23354 | ٥) عدد الخروج - المغادرون |
| 6) No. of Patient Days | 198250 | 190176 | 186462 | 184421 | 182247 | 181144 | 180733 | 173764 | ٦) عدد ايام الإقامة |
| 7) Available Bed Days | 219406 | 222444 | 217454 | 222555 | 223745 | 225001 | 226665 | 226665 | ٧) عدد الاسرة المتوفرة بالأيام |
| 8) Average Daily Census for inpatients | 543 | 521 | 511 | 505 | 500 | 496 | 495 | 476 | ٨) معدل التعداد اليومي للمرضى |
| 9) Average Open Beds | 600 | 611 | 595 | 610 | 613 | 616 | 621 | 621 | ٩) معدل الاسرة المستخدمة |
| 10) (%) Bed Occupancy | 90 | 85 | 86 | 83 | 81 | 81 | 80 | 77 | ١٠) نسبة إشغال الاسرة |
| 11) Average Length of Stay | 8.4 | 7.8 | 7.5 | 7.5 | 7 | 7.2 | 7.5 | 7.4 | ١١) معدل اقامة المريض |
| 12) No. of Deaths | 632 | 601 | 637 | 597 | 556 | 584 | 565 | 552 | ١٢) عدد الوفيات |
| 13) No. of surgeries done in Operating theatre | 13507 | 13206 | 9935 | 8633 | 9034 | 8974 | 8188 | 7899 | ١٣) عددالعمليات الجراحية في غرف العمليات |
| 14) No. of surgeries in Day Care Unit | 4307 | 4344 | 4553 | 5010 | 5462 | 5565 | 4529 | 3818 | ١٤) عدد العمليات الجراحية في وحدة الإقامة القصيرة |

| ACTIVITIES | 2008 | 2007 | 2006 | 2005 | 2004 | 2003 | 2002 | 2001 | النشاطات |
|---|--------|--------|--------|--------|--------|--------|--------|--------|--|
| 15) Renal Dialysis | | | | | | | | | ١٥ وحدة غسيل الكلى |
| A- No. of Patients | 781 | 626 | 626 | 595 | 557 | 486 | 357 | 379 | أ - عدد المرضى |
| B- No. of treatments | 48061 | 45408 | 39099 | 40957 | 38491 | 34634 | 30195 | 29410 | ب- عدد العلاجات |
| 16) Urology-Lithotripsy Unit | 728 | 718 | 809 | 780 | 867 | 693 | 728 | 768 | ١٦ المسالك البولية - وحدة تفتيت الحصى |
| <u>SECOND: RUMAILLAH HOSPITAL*</u> | | | | | | | | | |
| 17) No. of Outpatient Visits | 444892 | 339555 | 343307 | 355535 | 374204 | 370288 | 372223 | 385704 | ثانياً : مستشفى الرميثة* ١٧ العيادات الخارجية |
| 18) No. of Admissions | 5349 | 5182 | 4564 | 4514 | 4451 | 4048 | 3718 | 3737 | ١٨ عدد المرضى الداخليين |
| 19) No. of Discharges | 5277 | 5086 | 4567 | 4484 | 4379 | 3991 | 3668 | 3577 | ١٩ عدد الخروج - المغادرون |
| 20) No. of Patient Days | 148919 | 131418 | 128959 | 124298 | 113089 | 101799 | 101772 | 98578 | ٢٠ عدد أيام الإقامة |
| 21) No. of Available Bed Days | 179243 | 147915 | 148091 | 149340 | 138335 | 132130 | 126290 | 124049 | ٢١ عدد الاسرة المتوفرة بالأيام |
| 22) Average Daily Census | 408 | 360 | 353 | 341 | 310 | 279 | 279 | 270 | ٢٢ معدل التعداد اليومي للمرضى |
| 23) Average Open Beds | 518 | 529 | 462 | 466 | 435 | 418 | 402 | 340 | ٢٣ معدل الاسرة المستخدمة |
| 24) (%) Bed Occupancy | 83.1 | 88.8 | 87.1 | 83.2 | 81 | 78 | 81 | 79 | ٢٤ نسبة إشغال الاسرة |
| 25) Average Length of Stay | 28.2 | 25.8 | 31.2 | 33 | 31 | 31 | 33 | 32 | ٢٥ معدل إقامة المريض |
| 26) No. of Deaths | 33 | 30 | 40 | 36 | 40 | 53 | 49 | 36 | ٢٦ عدد الوفيات |
| 27) No. of Surgeries in Operation Theatre | 6793 | 6629 | 5868 | 5753 | 5884 | 5440 | 5259 | 5063 | ٢٧ عدد العمليات في غرف العمليات |
| 28) No. of surgeries in Day Care Unit | 3669 | 3439 | 3082 | 3098 | 3189 | 3029 | 2945 | 2737 | ٢٨ عدد العمليات الجراحية في وحدة الإقامة القصيرة |

*includes psychiatry data too.

* تشمل بيانات عن الطب النفسي ايضاً .

| ACTIVITIES | 2008 | 2007 | 2006 | 2005 | 2004 | 2003 | 2002 | 2001 | النشاطات |
|--|--------|--------|--------|--------|--------|--------|--------|--------|---------------------------------------|
| THIRD : WOMEN'S HOSPITAL | | | | | | | | | ثالثا : مستشفى النساء والولادة |
| 30) No. of Outpatient Visits | 126378 | 136368 | 162107 | 125749 | 101577 | 109853 | 112875 | 115467 | ٣٠) المترددون على العيادات الخارجية |
| 31) Emergency Visits | 66929 | 63190 | 64057 | 64370 | 62095 | 55791 | 53189 | 50103 | ٣١) زيارات قسم الطوارئ |
| 32) No. of Admissions | 25348 | 25130 | 24454 | 23885 | 23048 | 22069 | 21314 | 20610 | ٣٢) عدد المرضى الداخليين |
| 33) No. of Discharges | 25258 | 24962 | 24453 | 23603 | 22939 | 21990 | 21270 | 19365 | ٣٣) عدد الخروج-المغادرون |
| 34) No. of Patient Days | 88444 | 86337 | 83650 | 82928 | 79160 | 77634 | 75455 | 73985 | ٣٤) عدد ايام الإقامة |
| 35) Available Bed Days | 124645 | 125369 | 127415 | 127129 | 121180 | 121910 | 121910 | 120815 | ٣٥) عدد الاسرة المتوفرة بالأيام |
| 36) Average Daily Census | 242 | 237 | 229 | 227 | 217 | 213 | 207 | 203 | ٣٦) معدل التعداد اليومي للمرضى |
| 37) Average Open Beds | 340 | 343 | 351 | 348 | 332 | 334 | 334 | 331 | ٣٧) معدل الاسرة المستخدمة |
| 38) (%) Bed Occupancy | 71 | 69 | 66 | 65 | 65 | 64 | 62 | 61 | ٣٨) نسبة إشغال الاسرة |
| 39) Average length of Stay* | 3.5 | 3.5 | 3.4 | 3.5 | 3.5 | 3.5 | 3.6 | 3.8 | ٣٩) معدل إقامة المريض |
| 40) No. of deaths | 83 | 81 | 65 | 66 | 79 | 85 | 69 | 77 | ٤٠) عدد الوفيات |
| 41) No. of surgeries done in Operation Theatre | 5095 | 4742 | 4878 | 5226 | 5106 | 5180 | 5091 | 4596 | ٤١) عددالعمليات الجراحية |

* 3.5 is the average length of stay for normal deliveries and complicationsBut for normal deliveries alone average length of stay is 1.6 days only.

* ٣.٥ هو متوسط مدة الإقامة للولادات الطبيعية مع المضاعفات، ولكن للولادات الطبيعية وحدها فان متوسط مدة الإقامة هو ١.٦ يوم فقط.

| ACTIVITIES | 2008 | 2007 | 2006 | 2005 | 2004 | 2003 | 2002 | 2001 | النشاطات |
|---------------------------------------|-------|-------|-------|-------|-------|-------|-------|-------|---|
| 42) No. of surgeries in Day Care Unit | 6626 | 6642 | 6703 | 6600 | 6553 | 6309 | 5861 | 5204 | ٤٢) عدد العمليات الجراحية في وحدة الإقامة القصيرة |
| 43) No. of Deliveries | 14714 | 14108 | 13570 | 13076 | 12838 | 12597 | 11821 | 10999 | ٤٣) عدد الأمهات اللاتي ولدن |
| 44) No. of Infants Born | 15022 | 14434 | 13851 | 13352 | 13103 | 12828 | 12048 | 11180 | ٤٤) عدد المواليد |
| 45) Assisted Conception Unit | | | | | | | | | ٤٥) وحدة العلاج المساعد للانجاب |
| A- Out-patient visits | 9409 | 9186 | 7960 | 8627 | 7879 | 6665 | 6572 | 6372 | أ- مرضى العيادة الخارجية |
| B- Surgical procedures | 2159 | 2008 | 1854 | 1995 | 1834 | 1686 | 1447 | 1358 | ب- العمليات الجراحية |
| C-Patient treated | 987 | 884 | 1121 | 1156 | 1021 | 870 | 716 | 672 | ج- المرضى المعالجين |
| D-Ultrasound Scan | 7090 | 6163 | 5861 | 5355 | 4649 | 4498 | 3817 | 3652 | د- التصوير فوق الموجات الصوتية |
| FOURTH : AL AMAL HOSPITAL | | | | | | | | | رابعا : مستشفى الأمل |
| 46) Outpatient visits | 12388 | 11409 | 10988 | 9086 | 5797 | | | | ٤٦) العيادات الخارجية |
| 47) No. of Admissions | 1472 | 1455 | 1169 | 1041 | 370 | | | | ٤٧) المرضى الداخليين |
| 48) No. of Discharges | 1401 | 1356 | 1079 | 968 | 313 | | | | ٤٨) عدد الخروج-المغادرون |
| 49) No. of Patient Days | 12808 | 11846 | 11095 | 9456 | - | | | | ٤٩) عدد أيام الإقامة |
| 50) Available Bed Days | 16865 | 17057 | 17607 | 18615 | - | | | | ٥٠) عدد الاسرة المتوفرة بالأيام |
| 51) No. of Deaths | 71 | 89 | 76 | 79 | 33 | | | | ٥١) عدد الوفيات |
| 52) Average Open Beds | 60 | 51 | 51 | 51 | 41 | | | | ٥٢) معدل الاسرة المستخدمة |
| 53) (%) Bed Occupancy | 76% | 69% | 63% | 51% | - | | | | ٥٣) نسبة إشغال الاسرة |
| 54) Average length of Stay | 9.1 | 8.7 | 8.5 | 9.8 | - | | | | ٥٤) معدل إقامة المريض |

Started in 2004

Table No.(24) contd...

| ACTIVITIES | 2008 | 2007 | 2006 | 2005 | 2004 | 2003 | 2002 | 2001 | النشاطات |
|--|-------|-------|-------|-------|------------------------|------|------|------|--|
| <u>FIFTH : AL KHOR HOSPITAL</u> | | | | | Started in 2005 | | | | <u>رابعاً : مستشفى الخور</u> |
| 55) Outpatient visits | 75334 | 62062 | 60413 | 26786 | | | | | (٥٥) العيادات الخارجية |
| 56) Accident & Emergency | 88946 | 63921 | 63160 | 42044 | | | | | (٥٦) زيارات الحوادث والطوارئ |
| 57) Emergency (Obstetrics&Gynaecology) | 5344 | 4709 | - | - | | | | | (٥٧) زيارات الطوارئ (النساء والولادة) |
| 58) No. of Admissions | 5709 | 4952 | 4347 | 2444 | | | | | (٥٨) المرضى الداخليين |
| 59) No. of Discharges | 5660 | 4911 | 4348 | 2400 | | | | | (٥٩) عدد الخروج-المغادرون |
| 60) No. of Patient Days | 26631 | 24104 | 19559 | 10268 | | | | | (٦٠) عدد أيام الإقامة |
| 61) Available Bed Days | 44027 | 42532 | 45982 | 32959 | | | | | (٦١) عدد الاسرة المتوفرة بالأيام |
| 62) No. of surgeries done in Operation Theatre | 2712 | 2141 | 1649 | - | | | | | (٦٢) عددالعمليات الجراحية |
| 63) No. of surgeries in Day Care Unit | 707 | 593 | 340 | - | | | | | (٦٣) عدد العمليات الجراحية في وحدة الإقامة القصيرة |
| 64) No. of Deaths | 28 | 19 | 14 | 5 | | | | | (٦٤) عدد الوفيات |
| 65) Average Open Beds | 122 | 117 | 126 | 92 | | | | | (٦٥) معدل الاسرة المستخدمة |
| 66) (%) Bed Occupancy | 60 | 57 | 43 | 31 | | | | | (٦٦) نسبة إشغال الأسرة |
| 67) Average length of Stay | 4.7 | 4.9 | 3.7 | 4.3 | | | | | (٦٧) معدل اقامة المريض |

عدد الأسرة في المستشفيات الحكومية حسب التخصص خلال الفترة (٢٠٠١ - ٢٠٠٨)

NUMBER OF BEDS IN GOVERNMENT HOSPITALS BY SPECIALITY

DURING THE PERIOD (2001 - 2008)

Table No. (25)

جدول رقم (٢٥)

| SPECIALITY | No. of Beds | | | | | | | | التخصص |
|--------------------------------------|-------------|------|------|------|------|------|------|------|-------------------------|
| | 2008 | 2007 | 2006 | 2005 | 2004 | 2003 | 2002 | 2001 | |
| FIRST: HAMAD GENERAL HOSPITAL | | | | | | | | | أولاً: مستشفى حمد العام |
| SURGICAL UNITS | | | | | | | | | وحدات الجراحة |
| 1) Pediatric Surgery | 30 | 31 | 30 | 30 | 30 | 30 | 32 | 32 | ١) جراحة الأطفال |
| 2) Female General Surgery | 42 | 42 | 31 | 42 | 42 | 42 | 42 | 42 | ٢) جراحة عامة للنساء |
| 3) Male General Surgery | 46 | 46 | 46 | 46 | 46 | 46 | 46 | 46 | ٣) جراحة عامة للرجال |
| 4) Urology (Male) | 26 | 26 | 26 | 26 | 26 | 26 | 26 | 26 | ٤) مسالك بولية للرجال |
| 5) Orthopedic/Neurology (Male) | 72 | 72 | 72 | 72 | 72 | 72 | 72 | 72 | ٥) عظام/أعصاب للرجال |
| 6) Female Orthopedics | 26 | 26 | 20 | 25 | 26 | 26 | 26 | 26 | ٦) عظام للنساء |

| SPECIALITY | عدد الاسرة | | | | | | | | التخصص |
|--|------------|------------|------------|------------|------------|------------|------------|------------|--|
| | 2008 | 2007 | 2006 | 2005 | 2004 | 2003 | 2002 | 2001 | |
| MEDICAL UNITS | | | | | | | | | الوحدات الباطنية |
| 7) Medical (Pediatrics) | 73 | 80 | 81 | 81 | 80 | 80 | 81 | 81 | ٧) الباطنية للأطفال |
| 8) Medical (Female) | 60 | 62 | 60 | 60 | 64 | 66 | 66 | 66 | ٨) الباطنية للنساء |
| 9) Medical (Male) | 93 | 92 | 95 | 93 | 90 | 94 | 96 | 96 | ٩) الباطنية للرجال |
| 10) Medical (Male & Female Summit) | 13 | 13 | 13 | 13 | 15 | 13 | 13 | 13 | ١٠) باطني / جناح القمة للرجال والنساء |
| CRITICAL & INTENSIVE CARE UNITS | | | | | | | | | وحدات العناية المركزة |
| 11) Medical Intensive Care Unit | 17 | 17 | 17 | 17 | 17 | 16 | 15 | 15 | ١١) وحدة العناية المركزة الطبية |
| 12) Intensive Care Unit/Pediatrics | 17 | 18 | 18 | 18 | 18 | 18 | 18 | 18 | ١٢) وحدة العناية المركزة للأطفال |
| 13) Cardiac Coronary Unit | 18 | 19 | 19 | 16 | 16 | 16 | 16 | 16 | ١٣) وحدة العناية المركزة للقلب |
| 14) Cardic Surgery | 17 | 17 | 17 | 21 | 21 | 21 | 22 | 22 | ١٤) جراحة القلب |
| 15) Surgical Intensive Care Unit | 12 | 12 | 12 | 12 | 12 | 12 | 12 | 12 | ١٥) العناية المركزة - الجراحة |
| 16) Cardiovascular Surgery | 26 | 26 | 26 | 26 | 26 | 26 | 26 | 26 | ١٦) وحدة جراحة الأوعية الدموية القلبية |
| 17) Trauma I.C.U | 12 | 12 | 12 | 12 | 12 | 12 | 12 | 12 | ١٧) وحدة العناية المركزة / الحوادث |
| SUB-TOTAL | 600 | 611 | 595 | 610 | 613 | 616 | 621 | 621 | المجموع |

| SPECIALITY | No. of Beds | | | | | | | | التخصص |
|---------------------------------------|-------------|------------|------------|------------|------------|------------|------------|------------|-------------------------------------|
| | 2008 | 2007 | 2006 | 2005 | 2004 | 2003 | 2002 | 2001 | |
| SECOND: RUMAILLAH HOSPITAL | | | | | | | | | ثانياً: مستشفى الرميثة |
| MEDICAL UNITS | | | | | | | | | الوحدات الباطنية |
| 18) Male Rehab/Geriatric Unit | 118 | 132 | 111 | 111 | 87 | 64 | 76 | 76 | ١٨) وحدة التأهيل والعجزة رجال |
| 19) Female Rehab/Geriatric Unit | 152 | 133 | 104 | 99 | 93 | 106 | 89 | 89 | ١٩) وحدة التأهيل والعجزة نساء |
| 20) Social Baby Unit | - | - | - | - | - | 3 | 4 | 12 | ٢٠) وحدة الاطفال اللقطاء |
| 21) T.B. Unit | 14 | 14 | 14 | 14 | 14 | 18 | 14 | 14 | ٢١) وحدة السل |
| 22) Stroke | 52 | 40 | 40 | 40 | 38 | 20 | 18 | 16 | ٢٢) وحدة جلطة الدماغ |
| 23) Long Term Care Unit(Rehab) | - | 28 | 28 | 28 | 30 | 40 | 38 | 38 | ٢٣) وحدة العناية الطويلة (للتأهيل) |
| SURGICAL UNITS | | | | | | | | | وحدات الجراحة |
| 24) Plastic Surgery(Male & Female) | 33 | 33 | 33 | 33 | 33 | 33 | 33 | 33 | ٢٤) وحدة جراحة التجميل(رجال ونساء) |
| 25) Burns Unit | 15 | 15 | 15 | 17 | 17 | 17 | 17 | 17 | ٢٥) وحدة الحروق |
| 26) E.N.T & Ophthalmology/Male | 10 | 10 | 8 | 12 | 26 | 25 | 15 | 6 | ٢٦) أنف وأذن وحنجرة و عيون للرجال |
| 27) E.N.T & Ophthalmology/Female | 14 | 14 | 14 | 14 | | 4 | 8 | 8 | ٢٧) أنف وأذن وحنجرة و عيون للنساء |
| 28) E.N.T & Ophthalmology/Pediatric | | | | | | 2 | 4 | 4 | ٢٨) أنف وأذن وحنجرة و عيون للأطفال |
| 29) Intensive Care Unit (Observation) | 4 | 4 | 8 | 11 | 10 | - | - | - | ٢٩) وحدة العناية المركزة (المراقبة) |
| 30) Pediatric Rehab Unit | 30 | 31 | 31 | 31 | 31 | 30 | 30 | 27 | ٣٠) وحدة تأهيل الأطفال |
| 31) PSYCHIATRY DEPARTMENT | 76 | 75 | 56 | 56 | 56 | 56 | 56 | 47 | ٣١) ادارة الامراض النفسية |
| SUB-TOTAL | 518 | 529 | 462 | 466 | 435 | 418 | 402 | 387 | المجموع |

| SPECIALITY | No. of Beds | | | | | | | | التخصص |
|----------------------------------|-------------|------------|------------|------------|------------|------------|------------|------------|--|
| | 2008 | 2007 | 2006 | 2005 | 2004 | 2003 | 2002 | 2001 | |
| THIRD : WOMEN'S HOSPITAL | | | | | | | | | الثالث: مستشفى النساء والولادة |
| 32) Ante-Natal Care | 80 | 80 | 80 | 80 | 80 | 80 | 80 | 80 | ٣٢) رعاية ما قبل الولادة |
| 33) Post-Natal Care | 64 | 63 | 65 | 65 | 65 | 65 | 65 | 52 | ٣٣) رعاية ما بعد الولادة |
| 34) Gynaecology | 26 | 26 | 26 | 26 | 26 | 26 | 26 | 26 | ٣٤) أمراض النساء |
| 35) Labour room | 24 | 22 | 22 | 22 | 24 | 27 | 27 | 27 | ٣٥) وحدة التوليد |
| 36) Neonatology Intensive Care | 78 | 86 | 88 | 89 | 71 | 70 | 70 | 70 | ٣٦) وحدة العناية المركزه(الأطفال الخدج) |
| 37) High Dependency Unit | 10 | 10 | 10 | 10 | 10 | 10 | 10 | 10 | ٣٧) وحدة العناية التمريضية الخاصة |
| 38) Surgical Day Care | 10 | 10 | 10 | 6 | 6 | 6 | 6 | 6 | ٣٨) وحدة العناية القصيرة للجراحة |
| 39) Ante-Natal & Post-Natal care | 25 | 25 | 25 | 25 | 25 | 25 | 25 | 25 | ٣٩) رعاية ما قبل الولادة ورعاية ما بعد الولادة |
| 40) Private Rooms Unit | 23 | 21 | 25 | 25 | 25 | 25 | 25 | 35 | ٤٠) وحدة الغرف الخاصة |
| SUB-TOTAL | 340 | 343 | 351 | 348 | 332 | 334 | 334 | 331 | المجموع |

| SPECIALITY | No. of Beds | | | | عدد الاسرة | | | | التخصص |
|----------------------------------|-------------|-------------|-------------|-------------|-------------------------|-------------------------|-------------|------------------------------|--|
| | 2008 | 2007 | 2006 | 2005 | 2004 | 2003 | 2002 | 2001 | |
| FOURTH : AL KHOR HOSPITAL | | | | | Opened in the year 2005 | | | | رابعاً: مستشفى الخور |
| 41) Medical (Pediatrics) | 24 | 16 | 24 | 18 | | | | | ٤١) الباطنية للأطفال |
| 42) Medical (Male and Female) | 24 | 24 | 25 | 19 | | | | | ٤٢) الباطنية (رجال ونساء) |
| 43) Surgical Unit | 25 | 25 | 25 | 19 | | | | | ٤٣) وحدة الجراحة |
| 44) Medical Intensive Care Unit | 10 | 13 | 13 | 10 | | | | | ٤٤) وحدة العناية المركزة الطبية |
| 45) Obstetrics and Gynaecology | 22 | 22 | 22 | 17 | | | | | ٤٥) امراض النساء والولادة |
| 46) Labour and Delivery unit | 5 | 5 | 5 | 4 | | | | | ٤٦) مرحلة ما بعد العناية المركزة |
| 47) Neonatology Intensive Care | 12 | 12 | 12 | 5 | | | | | ٤٧) وحدة العناية المركزة (الأطفال الخدج) |
| SUB TOTAL | 122 | 117 | 126 | 92 | | | | | المجموع الكلي |
| SIXTH : AL AMAL HOSPITAL | 60 | 51 | 51 | 51 | 41 | Opened in the year 2005 | | سادساً : مستشفى الأمل | |
| GRAND TOTAL | 1640 | 1651 | 1585 | 1567 | 1421 | 1368 | 1357 | 1339 | المجموع الكلي |

عدد الزيارات الى العيادات الخارجية التخصصية بمستشفيات مؤسسة حمد الطبية (عام ٢٠٠٨م)

NUMBER OF VISITS TO SPECIALIZED OUTPATIENT CLINICS OF
THE HAMAD MEDICAL CORPORATION DURING THE YEAR 2008

Table No. (26)

جدول رقم (٢٦)

| OUTPATIENT CLINIC | المجموع الكلي Total | غير قطري Non-Qatari | | قطري Qatari | | العيادة الخارجية |
|--------------------------------|------------------------|------------------------|--------------|----------------|--------------|-----------------------------|
| | | Female | Male | Female | Male | |
| I. HAMAD GENERAL HOSPITAL | | | | | | أولاً: مستشفى حمد العام |
| 1) Accident & Emergency | 435639 | 71081 | 261491 | 46161 | 56906 | ١) الحوادث والطوارئ |
| MEDICAL CLINICS | | | | | | |
| 2) Staff Clinic | 29113 | 15291 | 10098 | 2938 | 786 | ٢) عيادة الموظفين |
| 3) Cardiology | 22876 | 3282 | 12399 | 3609 | 3586 | ٣) أمراض القلب |
| 4) General Medicine | 16527 | 3360 | 6200 | 4845 | 2122 | ٤) الطب العام |
| 5) Cardiology Warfarin | 12117 | 2108 | 5542 | 2117 | 2350 | ٥) سيولة الدم (القلب) |
| 6) Podiatry | 12033 | 1707 | 4426 | 2945 | 2955 | ٦) العناية بالقدم |
| 7) Rheumatology | 11062 | 3458 | 2496 | 4301 | 807 | ٧) التهاب المفاصل |
| 8) Gastroenterology | 8460 | 1625 | 3690 | 2131 | 1014 | ٨) أمراض المعدة والأمعاء |
| 9) Diabetes | 8016 | 1605 | 1971 | 3251 | 1189 | ٩) أمراض السكري |
| 10) Neurology | 7486 | 1809 | 2072 | 2071 | 1534 | ١٠) الأعصاب |
| 11) Endocrinology | 7077 | 2216 | 1542 | 2602 | 717 | ١١) الغدد الصماء |
| 12) Chest - Pulmonary | 6520 | 1470 | 1957 | 1972 | 1121 | ١٢) الصدر - الرئة |
| 13) Medical Referral | 5750 | 1141 | 2643 | 1513 | 453 | ١٣) التحويل الطبي |
| 14) Nephrology | 5715 | 1154 | 1896 | 1465 | 1200 | ١٤) أمراض الكلى |
| 15) Hepatitis | 4085 | 686 | 2388 | 600 | 411 | ١٥) التهاب الكبد |
| 16) Warfarin clinic - Medicine | 3219 | 778 | 1265 | 689 | 487 | ١٦) سيولة الدم (الطب العام) |
| 17) Infectious diseases | 2538 | 767 | 920 | 478 | 373 | ١٧) الأمراض المعدية |
| 18) Renal transplantation | 2523 | 336 | 749 | 628 | 810 | ١٨) نقل الكلى |
| 19) Acupuncture medicine | 1411 | 318 | 216 | 650 | 227 | ١٩) الأبر الصينية |
| 20) Thyroid clinic | 1228 | 298 | 217 | 584 | 129 | ٢٠) الغدة الدرقية |
| 21) Genetics | 1160 | 220 | 301 | 319 | 320 | ٢١) الأمراض الوراثية |
| 22) Smoking Clinic | 671 | 20 | 440 | 7 | 204 | ٢٢) عيادة التدخين |
| 23) Pain Clinic | 428 | 102 | 136 | 130 | 60 | ٢٣) عيادة الآلام |
| 24) Psychosomatic | 410 | 95 | 101 | 188 | 26 | ٢٤) النفسية |
| 25) Sleep disorder | 219 | 31 | 94 | 50 | 44 | ٢٥) مشاكل النوم |
| 26) Immunology | 94 | 24 | 29 | 25 | 16 | ٢٦) علم المناعة |
| 27) Donor & Recipient clinic | 19 | 1 | 4 | 4 | 10 | ٢٧) عيادة المتبرعين |
| SUB TOTAL FOR MEDICINE | 170757 | 43902 | 63792 | 40112 | 22951 | المجموع الفرعي للطب الباطني |

Table No. (26) contd.....

تابع جدول رقم (٢٦)

| OUTPATIENT CLINIC | المجموع الكلي Total | غير قطري Non-Qatari | | قطري Qatari | | العيادة الخارجية |
|------------------------------|------------------------|------------------------|--------------|----------------|--------------|--------------------------------|
| | | Female | Male | Female | Male | |
| | | | | | | |
| <u>SURGICAL CLINICS</u> | | | | | | <u>عيادات الجراحة</u> |
| 28) Ophthalmology | 48390 | 8995 | 11080 | 13825 | 14490 | ٢٨) أمراض العيون |
| 29) Orthopedics | 36843 | 6611 | 17065 | 7070 | 6097 | ٢٩) العظام |
| 30) General Surgery | 23367 | 7718 | 7886 | 5180 | 2583 | ٣٠) الجراحة العامة |
| 31) E.N.T | 21613 | 4895 | 7169 | 5433 | 4116 | ٣١) أنف وأذن وحنجرة |
| 32) Urology | 13895 | 1265 | 9498 | 1149 | 1983 | ٣٢) المسالك البولية |
| 33) Neurosurgery | 11069 | 2388 | 4524 | 2277 | 1880 | ٣٣) جراحة الاعصاب |
| 34) Anesthesia | 4671 | 925 | 1891 | 1082 | 773 | ٣٤) التخدير |
| 35) Audiology | 2955 | 645 | 914 | 768 | 628 | ٣٥) السمع |
| 36) Cardiothoracic surgery | 2934 | 355 | 1903 | 278 | 398 | ٣٦) جراحة القلب |
| 37) Cardio Vascular Surgery | 2078 | 572 | 691 | 540 | 275 | ٣٧) جراحة شرايين القلب |
| 38) Andrology | 1783 | - | 993 | - | 790 | ٣٨) أمراض الهرمونات عند الذكور |
| 39) Infertility - Urology | 1108 | 5 | 766 | 4 | 333 | ٣٩) العقم - المسالك البولية |
| 40) Trauma | 464 | 47 | 235 | 28 | 154 | ٤٠) الحوادث |
| 41) Stroke | 194 | 29 | 72 | 45 | 48 | ٤١) الجلطة الدماغية |
| 42) Liver transplant | 129 | 33 | 42 | 31 | 23 | ٤٢) زراعة الكبد |
| 43) Urodynamic clinic | 387 | 101 | 98 | 116 | 72 | ٤٣) ديناميكية الجهاز البولي |
| 44) Heart failure clinic | 28 | 2 | 23 | 1 | 2 | ٤٤) فشل القلب |
| SUB TOTAL FOR SURGERY | 171908 | 34586 | 64850 | 37827 | 34645 | المجموع الفرعي للجراحة |
| <u>PEDIATRIC CLINICS</u> | | | | | | <u>عيادة الاطفال</u> |
| 45) Internal Medicine | 5771 | 1445 | 1760 | 1221 | 1345 | ٤٥) طب عام |
| 46) General Surgery | 4475 | 500 | 2091 | 400 | 1484 | ٤٦) جراحة الاطفال |
| 47) Endocrinology | 3829 | 834 | 890 | 1136 | 969 | ٤٧) الغدد الصماء |
| 48) Asthma | 2987 | 396 | 600 | 761 | 1230 | ٤٨) الربو |
| 49) Neurology | 2883 | 657 | 870 | 636 | 720 | ٤٩) الأعصاب |
| 50) Hematology/Oncology | 2345 | 605 | 802 | 444 | 494 | ٥٠) أمراض الدم/الاورام |
| 51) Nephrology | 2334 | 554 | 600 | 614 | 566 | ٥١) الكلى |
| 52) Gastroenterology | 1956 | 454 | 493 | 486 | 523 | ٥٢) أمراض المعدة والأمعاء |

| OUTPATIENT CLINIC | المجموع الكلي Total | غير قطري Non-Qatari | | قطري Qatari | | العيادة الخارجية |
|---------------------------------|------------------------|------------------------|---------------|----------------|---------------|---------------------------------------|
| | | Female | Male | Female | Male | |
| 53) Cardiology | 1765 | 475 | 465 | 471 | 354 | ٥٣) أمراض القلب |
| 54) Follow-Up | 1175 | 329 | 373 | 220 | 253 | ٥٤) المتابعة |
| 55) Allergy | 1151 | 162 | 231 | 278 | 480 | ٥٥) الحساسية |
| 56) Dietetics | 1085 | 241 | 268 | 309 | 267 | ٥٦) التغذية |
| 57) Rheumatology | 819 | 192 | 222 | 210 | 195 | ٥٧) روماتيزم الأطفال |
| 58) Pulmonology | 513 | 96 | 118 | 87 | 212 | ٥٨) أمراض الرئة |
| 59) Infectious disease | 278 | 69 | 68 | 60 | 81 | ٥٩) الأمراض المعدية |
| 60) Development & ADHD | 231 | 50 | 79 | 39 | 63 | ٦٠) النمو وضعف الانتباه وزيادة الحركة |
| 61) CT Surgery | 175 | 52 | 50 | 31 | 42 | ٦١) جراحة القلب والصدر |
| 62) Cystic Fibrosis | 116 | 17 | 26 | 41 | 32 | ٦٢) تكيس ليفي |
| 63) Urology | 18 | 2 | 10 | 3 | 3 | ٦٣) المسالك البولية |
| SUB TOTAL FOR PEDIATRICS | 33906 | 7130 | 10016 | 7447 | 9313 | المجموع الفرعي (عيادة الأطفال) |
| SUB-CLINIC SERVICES | | | | | | العيادات الفرعية |
| 64) ECG Cardiology | 28345 | 4317 | 14370 | 4704 | 4954 | ٦٤) تخطيط القلب |
| 65) ECHO Cardiology | 13599 | 2855 | 6033 | 2434 | 2277 | ٦٥) فحص القلب بالموجات فوق الصوتية |
| 66) Dietetics | 3971 | 897 | 1011 | 1485 | 578 | ٦٦) التغذية |
| 67) Treatment/Dressing | 2535 | 597 | 851 | 663 | 424 | ٦٧) العلاج/الغيار |
| 68) EEG | 2432 | 489 | 879 | 532 | 532 | ٦٨) تخطيط الدماغ |
| 69) Stress Cardiology | 2285 | 319 | 1326 | 174 | 466 | ٦٩) إجهاد القلب |
| 70) Holter Cardiology | 1880 | 500 | 627 | 468 | 285 | ٧٠) تسجيل الموجات الصوتية للقلب |
| 71) Angio | 1542 | 117 | 1233 | 74 | 118 | ٧١) عيادة الأوعية الدموية |
| 72) E.M.G | 1349 | 396 | 370 | 414 | 169 | ٧٢) تخطيط الأعصاب |
| 73) Ped. Electro Physiology | 355 | 92 | 83 | 114 | 66 | ٧٣) كهرباء القلب الطبيعي/الاطفال |
| 74) Ped. Endo Insulin Pump | 213 | 28 | 37 | 58 | 90 | ٧٤) مضخة الأنسولين في عيادة الأطفال |
| 75) Evoked Potentials | 172 | 30 | 83 | 43 | 16 | ٧٥) تخطيط الأعصاب بعد التنبيه |
| SUB TOTAL | 58678 | 10637 | 26903 | 11163 | 9975 | المجموع الفرعي |
| TOTAL FOR HGH | 870888 | 167336 | 427052 | 142710 | 133790 | المجموع لمستشفى حمد العام |

Table No. (26) contd.....

تابع جدول رقم (٢٦)

| OUTPATIENT CLINIC | المجموع الكلي Total | غير قطري Non-Qatari | | قطري Qatari | | العيادة الخارجية |
|---------------------------------------|------------------------|------------------------|---------------|----------------|--------------|----------------------------------|
| | | Female | Male | Female | Male | |
| ثانياً: مستشفى الرميلة | | | | | | |
| II RUMAILLAH HOSPITAL | | | | | | |
| 76) Dental (Adult & Pediatric)* | 110928 | 17325 | 14345 | 52752 | 26506 | ٧٦) أسنان (البالغين والأطفال)* |
| 77) Dermatology | 58011 | 14248 | 17280 | 17453 | 9030 | ٧٧) أمراض جلدية |
| 78) T.B | 78542 | 17816 | 48411 | 5690 | 6625 | ٧٨) الدرن |
| 79) Plastic Surgery | 22463 | 2912 | 13006 | 4179 | 2366 | ٧٩) جراحة التجميل |
| 80) Maxillofacial surgery | 15678 | 3065 | 4506 | 5260 | 2847 | ٨٠) جراحة الوجه والفك |
| 81) Geriatrics & Rehab (adult) | 9547 | 1230 | 2094 | 3727 | 2496 | ٨١) أمراض الشيخوخة وتأهيل الكبار |
| 82) Children Rehab | 2971 | 691 | 974 | 647 | 659 | ٨٢) إعادة تأهيل الأطفال |
| 83) Burns | 1687 | 285 | 1073 | 180 | 149 | ٨٣) الحروق |
| 84) home visits** | 24085 | 6735 | 13533 | 2031 | 1786 | ٨٤) زيارات المنزلية** |
| الخدمات العلاجية | | | | | | |
| Therapy services | | | | | | |
| 85) Occupational Therapy | 33607 | 4235 | 18812 | 4815 | 5745 | ٨٥) علاج التأهيل المهني |
| 86) Speech Therapy | 42283 | 8944 | 15870 | 8436 | 9033 | ٨٦) معالجة النطق |
| 87) Physiotherapy | 16219 | 1480 | 6106 | 2173 | 6460 | ٨٧) علاج طبيعي |
| 88) Special Education | 6057 | 1718 | 1956 | 1340 | 1043 | ٨٨) تعليم خاص |
| 89) Prosthetics & Orthotics | 4589 | 678 | 1097 | 1384 | 1430 | ٨٩) أطراف صناعية ومشدات الجبارة |
| إدارة الأمراض النفسية | | | | | | |
| PSYCHIATRIC DEPT . | | | | | | |
| 90) Psychiatry | 18225 | 3011 | 4625 | 5553 | 5036 | ٩٠) الأمراض النفسية |
| TOTAL FOR RUMAILLAH HOSPITAL | 444892 | 84373 | 163688 | 115620 | 81211 | المجموع لمستشفى الرميلة |
| ثالثاً: مستشفى النساء والولادة | | | | | | |
| III. WOMEN'S HOSPITAL | | | | | | |
| 91) Emergency | 66929 | 38245 | - | 28684 | - | ٩١) الطوارئ |
| 92) Obstetrics | 60146 | 36705 | - | 23441 | - | ٩٢) رعاية الحوامل |
| 93) Gynaecology | 11744 | 6450 | - | 5294 | - | ٩٣) أمراض نسائية |
| 94) Neonatology | 18828 | 4805 | 5677 | 3711 | 4635 | ٩٤) الأطفال الخدج |
| 95) Assisted Conception Unit | 9409 | 4670 | 120 | 4594 | 25 | ٩٥) وحدة العلاج المساعد للإنتاج |
| 96) Infertility | 6076 | 3969 | - | 2107 | - | ٩٦) العقم |
| 97) Gestational Diabetes | 3912 | 1842 | - | 2070 | - | ٩٧) أمراض السكري |

* includes Dental OPD Annex .

** home visits of Geriatrics, Rehab, TB & communicable diseases

| OUTPATIENT CLINIC | المجموع الكلي Total | غير قطري Non-Qatari | | قطري Qatari | | العيادة الخارجية |
|--|------------------------|------------------------|-------------|----------------|-------------|--|
| | | Female | Male | Female | Male | |
| 98) Feto Maternal Medicine | 3250 | 1756 | - | 1494 | - | ٩٨ وحدة طب الأم والجنين |
| 99) Diatetics | 2945 | 1697 | - | 1248 | - | ٩٩ التغذية |
| 100) Cardiotocomograpy(C.T.G) | 4615 | 2714 | - | 1901 | - | ١٠٠ تخطيط الجنين |
| 101) Anesthesia | 2471 | 1309 | - | 1162 | - | ١٠١ التخدير |
| 102) High risk-OBY/GYN | 982 | 531 | - | 451 | - | ١٠٢ فترة الحمل الحرجة - النساء والولادة |
| 103) Gyne - Oncology | 680 | 381 | - | 299 | - | ١٠٣ أورام الجهاز التناسلي عند النساء |
| 104) Recurrent Preg. loss (R.P.L) | 444 | 204 | - | 240 | - | ١٠٤ الاجهاضات المتكرره |
| 105) Hormonal Replacemnet | 257 | 122 | - | 135 | - | ١٠٥ الهرمونات |
| 106) General Medicine | 200 | 89 | - | 111 | - | ١٠٦ الطب العام |
| 107) Colposcopy (CLP) | 165 | 98 | - | 67 | - | ١٠٧ تنظير المهبل |
| 108) Hycosy | 104 | 65 | - | 39 | - | ١٠٨ اشعة تلفزيونية على الرحم بمحلول الملح |
| 109) Urology - GYN | 75 | 26 | - | 49 | - | ١٠٩ المسالك البولية - نساء |
| 110) Mental clinic | 67 | 37 | - | 30 | - | ١١٠ العيادة النفسية |
| 111) Premarital | 8 | 2 | - | 6 | - | ١١١ قبل الزواج |
| TOTAL FOR WOMEN'S HOSPITAL | 193307 | 105717 | 5797 | 77133 | 4660 | المجموع لمستشفى النساء |
| IV. AL AMAL HOSPITAL | 12388 | 4057 | 3514 | 3411 | 1406 | رابعاً: مستشفى الأمل |
| V. CHILDREN URGENT CARE CENTRE*** | 405964 | 227475 | | 178489 | | خامساً: مركز الأطفال للحالات المستعجلة*** |
| VI. AL KHOR HOSPITAL | | | | | | سادساً: مستشفى الخور |
| 112) Accident & Emergency | 88946 | 5060 | 70798 | 5840 | 7248 | ١١٢ الحوادث والطوارئ |
| <u>MEDICAL CLINICS</u> | | | | | | <u>العيادات الباطنية</u> |
| 113) Dermatology | 3696 | 542 | 2026 | 727 | 401 | ١١٣ أمراض جلدية |
| 114) General Medicine | 3712 | 386 | 2219 | 826 | 281 | ١١٤ الطب العام |
| 115) Cardiology | 2560 | 147 | 1955 | 270 | 188 | ١١٥ امراض القلب |
| 116) Staff Clinic | 2121 | 879 | 910 | 236 | 96 | ١١٦ عيادة الموظفين |
| 117) Diabetes | 1513 | 209 | 666 | 476 | 162 | ١١٧ أمراض السكري |

Table No. (26) contd.....

تابع جدول رقم (٢٦)

| OUTPATIENT CLINIC | المجموع الكلي Total | غير قطري Non-Qatari | | قطري Qatari | | العيادة الخارجية |
|--------------------------------|------------------------|------------------------|--------------|----------------|-------------|------------------------------------|
| | | Female | Male | Female | Male | |
| 118) Dietetics | 1183 | 229 | 442 | 429 | 83 | ١١٨) التغذية |
| 119) Psychiatry | 859 | 149 | 384 | 188 | 138 | ١١٩) الامراض النفسية |
| 120) Podiatry | 709 | 41 | 230 | 249 | 189 | ١٢٠) العناية بالقدم |
| 121) Rheumatology | 681 | 120 | 294 | 229 | 38 | ١٢١) الروماتيزم |
| 122) Chest disease | 586 | 56 | 376 | 105 | 49 | ١٢٢) الصدر - الرئة |
| 123) Gastroenterology | 478 | 78 | 221 | 125 | 54 | ١٢٣) أمراض المعدة والامعاء |
| 124) Infectious diseases | 363 | 85 | 248 | 23 | 7 | ١٢٤) الأمراض المعدية |
| 125) Neurology | 334 | 53 | 176 | 76 | 29 | ١٢٥) الأعصاب |
| 126) Prosthetics | 252 | 24 | 85 | 94 | 49 | ١٢٦) أطراف صناعية |
| 127) Nephrology | 249 | 15 | 128 | 57 | 49 | ١٢٧) الكلى |
| 128) Pulmonary Function test | 122 | 17 | 69 | 21 | 15 | ١٢٨) قياس التنفس |
| 129) Warfarin - Medicine | 110 | 15 | 69 | 19 | 7 | ١٢٩) سيولة الدم (الطب العام) |
| 130) Anti smoking | 31 | - | 24 | - | 7 | ١٣٠) مكافحة التدخين |
| 131) Physical medicine & Rehab | 13 | - | 12 | 1 | - | ١٣١) إعادة التأهيل |
| SUB TOTAL FOR MEDICINE | 19572 | 3045 | 10534 | 4151 | 1842 | المجموع الفرعي للطب الباطني |
| SURGICAL CLINICS | | | | | | عيادات الجراحة |
| 132) Orthopedics | 8180 | 750 | 5529 | 1057 | 844 | ١٣٢) العظام |
| 133) Ophthalmology | 5666 | 518 | 4198 | 570 | 380 | ١٣٣) أمراض العيون |
| 134) General Surgery | 5363 | 619 | 3609 | 738 | 397 | ١٣٤) جراحة عامة |
| 135) E.N.T | 3567 | 407 | 2166 | 536 | 458 | ١٣٥) أنف واذن وحنجرة |
| 136) Urology | 3402 | 98 | 2836 | 140 | 328 | ١٣٦) المسالك البولية |
| 137) Plastic Surgery | 2212 | 229 | 1326 | 531 | 126 | ١٣٧) جراحة التجميل |
| 138) Anesthesia | 770 | 93 | 498 | 96 | 83 | ١٣٨) التخدير |
| 139) Urodynamic clinic | 23 | 1 | 19 | 2 | 1 | ١٣٩) ديناميكية الجهاز البولي |
| 140) Audiology | 768 | 149 | 384 | 128 | 107 | ١٤٠) السمع |
| SUB TOTAL FOR SURGERY | 29951 | 2864 | 20565 | 3798 | 2724 | المجموع الفرعي للجراحة |

Table No. (26) contd.....

تابع جدول رقم (٢٦)

| OUTPATIENT CLINIC | المجموع الكلي Total | غير قطري Non-Qatari | | قطري Qatari | | العيادة الخارجية |
|-------------------------------------|------------------------|------------------------|---------------|----------------|--------------|--------------------------------------|
| | | Female | Male | Female | Male | |
| <u>PEDIATRIC CLINICS</u> | | | | | | <u>عيادة الاطفال</u> |
| 141) Pediatric general | 1164 | 300 | 337 | 266 | 261 | ١٤١) طب عام |
| 142) Pulmonology | 40 | 8 | 26 | 5 | 1 | ١٤٢) امراض الرئة |
| SUB TOTAL FOR PEDIATRY | 1204 | 308 | 363 | 271 | 262 | المجموع الفرعي (عيادة الاطفال) |
| <u>SUB-CLINIC SERVICES</u> | | | | | | <u>العيادات الفرعية</u> |
| 143) ECG Cardiology | 4527 | 505 | 2850 | 673 | 499 | ١٤٣) تخطيط القلب |
| 144) Plaster room | 3327 | 206 | 2662 | 212 | 247 | ١٤٤) غرفة التجبير |
| 145) Echo Cardiology | 1290 | 96 | 948 | 128 | 118 | ١٤٥) فحص القلب بالموجات فوق الصوتية |
| 146) Ped. Endo Insulin Pump | 348 | 31 | 225 | 46 | 46 | ١٤٦) مضخة الأنسولين في عيادة الاطفال |
| 147) Holter Cardiolgy | 259 | 25 | 201 | 23 | 10 | ١٤٧) تسجيل الموجات الصوتية للقلب |
| 148) Stress Cardiology | 65 | 4 | 59 | 1 | 1 | ١٤٨) إجهاد القلب |
| SUB TOTAL | 9816 | 867 | 6945 | 1083 | 921 | المجموع الفرعي |
| <u>OBSTETRICS & GYNAECOLOGY</u> | | | | | | <u>امراض نسائية وتوليد</u> |
| 149) Emergency | 5344 | 2845 | - | 2499 | - | ١٤٩) الطوارئ |
| 150) Obstetrics | 5188 | 2918 | - | 2270 | - | ١٥٠) رعاية الحوامل |
| 151) Gynaecology | 1246 | 714 | - | 532 | - | ١٥١) امراض نسائية |
| 152) Infertility | 307 | 177 | - | 130 | - | ١٥٢) العقم |
| 153) Maternity & Child health | 33 | 27 | - | 6 | - | ١٥٣) امومة وطفولة |
| SUB TOTAL FOR OBY & GYN | 12118 | 6681 | - | 5437 | - | المجموع الفرعي |
| 154) Dental | 2673 | 599 | 977 | 747 | 350 | ١٥٤) أسنان |
| TOTAL FOR AL KHOR HOSPITAL | 164280 | 19424 | 110182 | 21327 | 13347 | المجموع لمستشفى الخور |
| GRAND TOTAL | 2091719 | 1318615 | | 773104 | | المجموع الكلي |

***data of Children Urgent Care by nationality and gender is not available.

***البيانات حسب الجنسية والجنس غير متوفرة.

عدد الزيارات إلى العيادات الخارجية التخصصية بمستشفيات مؤسسة حمد الطبية
خلال الفترة (٢٠٠١ - ٢٠٠٨ م)

NUMBER OF VISITS TO OUTPATIENT SPECIALIZED CLINICS OF HOSPITALS
OF HAMAD MEDICAL CORPORATION DURING THE PERIOD (2001 - 2008)

Table No. (27)

جدول رقم (٢٧)

| OUTPATIENT CLINIC | NO. OF VISITS | | | | | | | | العيادة الخارجية |
|---------------------------------|---------------|--------|--------|--------|--------|--------|--------|--------|---------------------------|
| | 2008 | 2007 | 2006 | 2005 | 2004 | 2003 | 2002 | 2001 | |
| I. HAMAD GENERAL HOSPITAL | | | | | | | | | أولاً: مستشفى حمد العام |
| 1) Accident & Emergency | 435639 | 343502 | 395226 | 345700 | 306372 | 277183 | 276680 | 224821 | (١) الحوادث والطوارئ |
| MEDICAL CLINICS | | | | | | | | | العيادات الباطنية |
| 2) Staff Clinic | 29113 | 27059 | 32808 | 29424 | 24067 | 20790 | 19938 | 16582 | (٢) عيادة الموظفين |
| 3) Cardiology | 22876 | 21403 | 22487 | 20551 | 19244 | 19747 | 20645 | 19801 | (٣) أمراض القلب |
| 4) General Medicine | 16527 | 14413 | 19029 | 18342 | 17656 | 18772 | 27791 | 26100 | (٤) الطب العام |
| 5) Podiatry | 12033 | 12029 | 6176 | 4920 | 5067 | 3988 | 4660 | 2267 | (٥) العناية بالقدم |
| 6) Rheumatology | 11062 | 11439 | 11783 | 11037 | 10108 | 10337 | 12361 | 11381 | (٦) التهاب المفاصل |
| 7) Warfarin clinic - Cardiology | 12117 | 9318 | 9619 | - | 7830 | 8120 | 7017 | 6464 | (٧) سيولة الدم - القلب |
| 8) Gastroenterology | 8460 | 8000 | 8670 | 8765 | 9397 | 8006 | 6344 | 6899 | (٨) أمراض المعدة والأمعاء |
| 9) Diabetes | 8016 | 7093 | 8832 | 7591 | 9444 | 10540 | 10156 | 7257 | (٩) أمراض السكري |
| 10) Neurology | 7486 | 6394 | 8062 | 9304 | 8987 | 7808 | 9680 | 8647 | (١٠) الأعصاب |
| 11) Endocrinology | 7077 | 7768 | 9732 | 9114 | 8496 | 7767 | 7022 | 6300 | (١١) الغدد الصماء |
| 12) Chest - pulmonary | 6520 | 5946 | 5550 | 4891 | 4994 | 4000 | 4694 | 3718 | (١٢) الصدر |
| 13) Medical Referral | 5750 | 5705 | 5703 | 7337 | 6315 | 5219 | 4919 | 4790 | (١٣) التحويل الطبي |
| 14) Nephrology | 5715 | 5416 | 6154 | 5252 | 3744 | 3245 | 2696 | 2630 | (١٤) الكلى |
| 15) Hepatitis | 4085 | 4133 | 3362 | 3300 | 2431 | 1893 | 1694 | 1589 | (١٥) التهاب الكبد |
| 16) Warfarin clinic - Medicine | 3219 | 2569 | 1833 | 1992 | 1519 | - | 1089 | 1140 | (١٦) سيولة الدم |

Table No.(27) contd....

تابع جدول رقم (٢٧)

| OUTPATIENT CLINIC | NO. OF VISITS | | | | | | | | العيادة الخارجية |
|-------------------------------|------------------------------|---------------|---------------|---------------|---------------|----------------|---------------|---------------|---------------------------------|
| | 2008 | 2007 | 2006 | 2005 | 2004 | 2003 | 2002 | 2001 | |
| 17) Infectious diseases | 2538 | 1959 | 1535 | 1266 | 1025 | 920 | 917 | 1160 | ١٧) الأمراض المعدية |
| 18) Renal transplantation | 2523 | 2719 | 2263 | 1858 | 1627 | 1281 | 1020 | 998 | ١٨) نقل الكلى |
| 19) Allergy | with chest clinic | | 1772 | 1731 | 1360 | 1404 | 1689 | 1590 | ١٩) الحساسية |
| 20) Acupuncture medicine | 1411 | 1270 | 1308 | 662 | 1200 | opened in 2004 | | | ٢٠) الأبر الصينية |
| 21) Thyroid clinic | 1228 | 705 | 703 | 846 | 769 | 835 | 575 | 397 | ٢١) الغدة الدرقية |
| 22) Genetics | 1160 | 1196 | 731 | 895 | 784 | * | * | * | ٢٢) الأمراض الوراثية |
| 23) Smoking | 671 | 740 | 654 | 1032 | 1153 | 813 | 1345 | 989 | ٢٣) عيادة التدخين |
| 24) Pain Clinic | 428 | 383 | 345 | 435 | 645 | 327 | 267 | 276 | ٢٤) آلام المفاصل |
| 25) Psychosomatic | 410 | 414 | 387 | 330 | 369 | 214 | 286 | * | ٢٥) النفسية |
| 26) Sleep Disorder | 219 | 125 | * | * | * | * | * | * | ٢٦) مشاكل النوم |
| 27) Immunology | 94 | * | * | * | * | * | * | * | ٢٧) امراض المناعة |
| 28) Donor & Recipient clinic | 19 | 60 | 100 | 26 | 31 | * | * | * | ٢٨) عيادة المتبرعين |
| 29) Oncology/Hematology | Transferred to Al Amal Hosp. | | | | 7729 | 7150 | 6497 | 6419 | ٢٩) الأورام/أمراض الدم |
| 30) Physical & Rehab Medicine | * | * | * | * | * | * | 50 | 24 | ٣٠) الطب الطبيعي والتأهيل الطبي |
| SUB TOTAL | 170757 | 158256 | 169598 | 150901 | 155991 | 143176 | 153352 | 137418 | المجموع الفرعي |

* No Clinic

* لا توجد عيادة *

Table No.(27) contd....

| Out Patient Clinic | NO. OF VISITS | | | | | | | | العيادة الخارجية |
|----------------------------|---------------|--------------------|---------------|---------------|---------------|---------------|---------------|---------------|-----------------------------------|
| | 2008 | 2007 | 2006 | 2005 | 2004 | 2003 | 2002 | 2001 | |
| <u>SURGICAL CLINICS</u> | | | | | | | | | <u>عيادات الجراحة</u> |
| 31) Ophthalmology | 48390 | 48123 | 45298 | 50344 | 47947 | 45503 | 31967 | 35828 | ٣١) أمراض العيون |
| 32) Orthopaedics | 36843 | 33687 | 34661 | 36487 | 36222 | 34698 | 31061 | 34176 | ٣٢) العظام |
| 33) E.N.T | 21613 | 21635 | 21952 | 23989 | 24383 | 22696 | 23791 | 23919 | ٣٣) أنف وأذن وحنجرة |
| 34) General Surgery | 23367 | 21445 | 21059 | 21016 | 19168 | 23083 | 23557 | 19663 | ٣٤) جراحة عامة |
| 35) Urology | 13895 | 13486 | 14100 | 13742 | 14795 | 15353 | 10045 | 16090 | ٣٥) المسالك البولية |
| 36) Neurosurgery | 11069 | 7560 | 6064 | 5473 | 6534 | 6588 | 4473 | 5009 | ٣٦) جراحة الاعصاب |
| 37) Anaesthesia | 4671 | 3582 | 3074 | 393 | 235 | 168 | 20 | 430 | ٣٧) التخدير |
| 38) Audiology | 2955 | 4213 | 3082 | 4484 | 3687 | 1378 | * | * | ٣٨) السمع |
| 39) Cardiothoracic surgery | 2934 | 2351 | 1839 | 1780 | 1556 | 2211 | 1958 | 1884 | ٣٩) جراحة القلب |
| 40) Cardiovascular Surgery | 2078 | 2142 | 1900 | 1827 | 1307 | 1231 | 206 | * | ٤٠) جراحة الأوعية الدموية القلبية |
| 41) Andrology | 1783 | 1433 | 1366 | 1118 | 889 | 869 | 796 | 777 | ٤١) أمراض الهرمونات عند الذكور |
| 42) Infertility - Urology | 1108 | New clinic in 2008 | | | | | | | ٤٢) العقم - المسالك البولية |
| 43) Trauma | 464 | New clinic in 2008 | | | | | | | ٤٣) الحوادث |
| 44) Urodynamic clinic | 387 | 303 | 331 | 283 | 201 | * | * | * | ٤٤) ديناميكية الجهاز البولي |
| 45) Stroke | 194 | New clinic in 2008 | | | | | | | ٤٥) الجلطة الدماغية |
| 46) Liver transplant | 129 | New clinic in 2008 | | | | | | | ٤٦) زراعة الكبد |
| 47) Heart failure clinic | 28 | * | 4 | 58 | 4 | * | * | * | ٤٧) فشل القلب |
| 48) Angio Surgery | * | * | 144 | 953 | 749 | * | * | * | ٤٨) جراحة الأوعية |
| 49) Pacemaker surgery | * | * | * | 13 | 17 | * | * | * | ٤٩) منظم لضربات القلب |
| SUB TOTAL | 171908 | 159960 | 154874 | 161960 | 157694 | 153778 | 127874 | 137776 | المجموع الفرعي |

| OUTPATIENT CLINIC | NO. OF VISITS | | | عدد الزيارات | | | | | العيادة الخارجية |
|-----------------------------|---------------|------|----------------|--------------|------|------|------|------|---------------------------------------|
| | 2008 | 2007 | 2006 | 2005 | 2004 | 2003 | 2002 | 2001 | |
| PEDIATRIC CLINICS | | | | | | | | | عيادة الأطفال |
| 50) Pediatric General | 5771 | 5431 | 7827 | 7413 | 7211 | 8028 | 8161 | 7210 | ٥٠) أمراض عامة |
| 51) Surgery | 4475 | 4108 | 4318 | 4644 | 4328 | 4241 | 3989 | 4010 | ٥١) جراحة الاطفال |
| 52) Endocrinology | 3829 | 3231 | 3123 | 3737 | 3395 | 2371 | 2630 | 1915 | ٥٢) الغدد الصماء |
| 53) Asthma | 2987 | 2600 | 2425 | 2223 | 2105 | 2570 | 5143 | 4853 | ٥٣) الربو |
| 54) Neurology | 2883 | 2209 | 2573 | 2874 | 2949 | 2707 | 3427 | 3024 | ٥٤) الأعصاب |
| 55) Nephrology | 2334 | 2462 | 2740 | 3159 | 2916 | 2827 | 3960 | 4050 | ٥٥) الكلى |
| 56) Hematology/Oncology | 2345 | 2088 | 2241 | 2241 | 2094 | 2116 | 1944 | 1734 | ٥٦) أمراض الدم/الاورام |
| 57) Gastroenterology | 1956 | 1727 | 1728 | 1779 | 1276 | 1307 | 1269 | 1080 | ٥٧) أمراض المعدة والأمعاء |
| 58) Cardiology | 1765 | 2188 | 2030 | 2403 | 2415 | 1974 | 2119 | 1890 | ٥٨) أمراض القلب |
| 59) Follow-Up | 1175 | 678 | 808 | 1256 | 1028 | 868 | 960 | 715 | ٥٩) المتابعة |
| 60) Allergy | 1151 | 945 | 755 | 414 | 183 | 577 | * | 10 | ٦٠) الحساسية |
| 61) Dietetics | 1085 | 578 | 814 | 988 | 1071 | 997 | 947 | 1300 | ٦١) التغذية |
| 62) Rheumatology | 819 | 445 | 313 | 445 | 386 | 126 | 26 | * | ٦٢) روماتيزم الأطفال |
| 63) Pulmonology | 513 | 567 | 2203 | 2329 | 1674 | 1895 | 663 | 425 | ٦٣) أمراض الرئة |
| 64) Infectious disease | 278 | 309 | 246 | 307 | 297 | 237 | 223 | 1766 | ٦٤) الأمراض المعدية |
| 65) Development &ADHD | 231 | 130 | opened in 2007 | | | | | | ٦٥) النمو وضعف الانتباه وزيادة الحركة |
| 66) Cardio Thoracic Surgery | 175 | 142 | 150 | 100 | 94 | 158 | * | * | ٦٦) جراحة القلب والصدر |
| 67) Cystic Fibrosis | 116 | 105 | 214 | 295 | 279 | 247 | 213 | 380 | ٦٧) تكيس ليفي |
| 68) Urology | 18 | 326 | 60 | 256 | 163 | 523 | * | * | ٦٨) المسالك البولية |
| 69) Failure to thrive (FIT) | - | - | 76 | 206 | - | - | - | - | ٦٩) ضعف النمو |

*No clinic

* لا توجد عيادة *

Table No.(27) contd....

| OUTPATIENT CLINIC | NO. OF VISITS | | | | | | | | العيادة الخارجية |
|-------------------------------|---------------|--------------------|---------------|---------------|---------------|---------------|---------------|---------------|--------------------------------------|
| | 2008 | 2007 | 2006 | 2005 | 2004 | 2003 | 2002 | 2001 | |
| 70) Consultant Paed. General | - | * | * | * | 237 | 292 | 281 | 375 | ٧٠) أستاذي أمراض عامة |
| 71) Acupuncture | - | * | * | 17 | 79 | 186 | 150 | 129 | ٧١) الأبر الصينية |
| 72) Genetics | - | * | * | * | * | 281 | 88 | * | ٧٢) الأمراض الوراثية |
| 73) Diabetes | - | with Endocrinology | | | | 708 | 1191 | 820 | ٧٣) أمراض السكري |
| SUB TOTAL | 33906 | 30269 | 34644 | 37086 | 34180 | 35236 | 37384 | 35686 | المجموع الفرعي |
| SUB-CLINIC SERVICES | | | | | | | | | العيادات الفرعية |
| 74) ECG Cardiology | 28345 | 28336 | 29178 | 29383 | 28699 | 23645 | 26196 | 21143 | ٧٤) تخطيط القلب |
| 75) ECHO Cardiology | 13599 | 11979 | 10436 | 9255 | 8237 | 7665 | 6832 | 5865 | ٧٥) فحص القلب بالموجات فوق الصوتية |
| 76) Dietetics | 3971 | 3956 | 2873 | 2307 | 3064 | 1884 | 2501 | 2899 | ٧٦) التغذية |
| 77) EEG | 2432 | 2374 | 2196 | 2323 | 2131 | 1986 | 2113 | 2252 | ٧٧) تخطيط الدماغ |
| 78) Stress Cardiology | 2285 | 1989 | 1896 | 1752 | 1791 | 1588 | 1580 | 1632 | ٧٨) إجهاد القلب |
| 79) Dressing & Injection Room | 2535 | 1907 | 121 | 6217 | 729 | 734 | - | - | ٧٩) غرفة الغيار والحقن |
| 80) Holter Cardiology | 1880 | 1725 | 1777 | 1507 | 1418 | 1354 | 1448 | 1179 | ٨٠) تسجيل الموجات الصوتية للقلب |
| 81) Angio | 1542 | 1312 | 1417 | 192 | - | - | - | - | ٨١) عيادة الأوعية الدموية |
| 82) E.M.G | 1349 | 1449 | 1309 | 1395 | 1252 | 1266 | 1257 | 1520 | ٨٢) تخطيط الأعصاب |
| 83) Paed. Electro Physiology | 355 | 322 | 266 | 325 | 273 | 133 | * | * | ٨٣) كهرباء القلب الطبيعي |
| 84) Ped.Endo Insulin Pump | 213 | 132 | 73 | * | * | * | * | * | ٨٤) مضخة الأنسولين في عيادة الأطفال |
| 85) Evoked Potentials | 172 | 143 | 166 | 162 | 202 | 144 | 164 | 189 | ٨٥) تخطيط الأعصاب بعد التنبيه |
| 86) Pacemaker Clinic | * | * | 7 | 10 | 12 | 17 | 35 | * | ٨٦) جهاز تنظيم ضربات القلب |
| 87) Congenital heart | * | * | * | * | 5 | 17 | 23 | * | ٨٧) العيوب الخلقية بالقلب عند الكبار |
| SUB TOTAL | 58678 | 55624 | 51715 | 54828 | 47813 | 40433 | 42149 | 36679 | المجموع الفرعي |
| TOTAL FOR HGH | 870888 | 747611 | 806057 | 750475 | 702050 | 649806 | 637439 | 572380 | المجموع |

| OUTPATIENT CLINIC | NO. OF VISITS | | | | | | | | العيادة الخارجية |
|------------------------------------|---------------|---------------------------|---------------|---------------|---------------|---------------|---------------|---------------|----------------------------------|
| | 2008 | 2007 | 2006 | 2005 | 2004 | 2003 | 2002 | 2001 | |
| <u>II RUMAILLAH HOSPITAL</u> | | | | | | | | | <u>ثانياً: مستشفى الرميلة</u> |
| 88) Dental | 110928 | 102452 | 103295 | 105248 | 112404 | 112608 | 108271 | 114559 | ٨٨) أسنان |
| 89) Dermatology | 58011 | 59472 | 56174 | 66484 | 69696 | 72022 | 76995 | 73081 | ٨٩) أمراض جلدية |
| 90) T.B | 78542 | 52974 | 67770 | 66760 | 71237 | 67486 | 67404 | 77266 | ٩٠) الدرن |
| 91) Plastic Surgery | 22463 | 18460 | 16445 | 16813 | 17926 | 14532 | 13342 | 12368 | ٩١) جراحة التجميل |
| 92) Home visits | 24085 | - | - | - | - | - | - | - | ٩٢) رعاية المنزلية |
| 93) Maxillofacial surgery | 15678 | New clinic opened in 2008 | | | | | | | ٩٣) جراحة الوجه والفك |
| 94) Geriatrics & Rehab (adult) | 9547 | 10727 | 10391 | 10239 | 11070 | 10608 | 9866 | 8114 | ٩٤) أمراض الشيخوخة وتأهيل الكبار |
| 95) Children Rehab | 2971 | 2615 | 2398 | 2602 | 3029 | 2670 | 6192 | 2376 | ٩٥) إعادة تأهيل الاطفال |
| 96) Burns | 1687 | 1621 | 1353 | 1671 | 2313 | 2380 | 2388 | 2183 | ٩٦) الحروق |
| <u>Therapy services</u> | | | | | | | | | <u>خدمات العلاجية</u> |
| 97) Occupational Therapy | 33607 | 26181 | 28810 | 23619 | 22430 | 22313 | 24173 | 30762 | ٩٧) علاج التأهيل المهني |
| 98) Speech Therapy | 42283 | 23386 | 16487 | 12396 | 9742 | 7288 | 5253 | 6045 | ٩٨) معالجة النطق |
| 99) Physiotherapy | 16219 | 14554 | 15011 | 25195 | 29044 | 30150 | 29794 | 32389 | ٩٩) علاج طبيعي |
| 100) Special Education | 6057 | 5408 | 5079 | 4521 | 6302 | 9416 | 9862 | 9056 | ١٠٠) تعليم خاص |
| 101) Prosthetics & Orthotics | 4589 | 3782 | 3147 | 3229 | 2707 | 3305 | 3526 | 3229 | ١٠١) أطراف صناعية ومشدات الجبارة |
| 102) Acupuncture | - | 41 | 125 | 266 | 323 | 263 | 375 | 224 | ١٠٢) الأبر الصينية |
| 103) Gen.Med | - | - | - | 13 | 279 | 2 | 13 | 35 | ١٠٣) طب عام |
| <u>PSYCHIATRIC DEPT .</u> | | | | | | | | | <u>ادارة الامراض النفسية</u> |
| 104) Psychiatry | 18225 | 17882 | 16822 | 16479 | 15702 | 15245 | 14769 | 14017 | ١٠٤) الأمراض النفسية |
| TOTAL FOR RUMAILAH HOSPITAL | 444892 | 339555 | 343307 | 355535 | 374204 | 370288 | 372223 | 385704 | المجموع لمستشفى الرميلة |

| OUTPATIENT CLINIC | عدد الزيارات | | | | | | | | العيادة الخارجية |
|--|--------------|-------|--------|-------|-------|-------|-------|-------|---|
| | 2008 | 2007 | 2006 | 2005 | 2004 | 2003 | 2002 | 2001 | |
| III. WOMEN'S HOSPITAL | | | | | | | | | ثالثاً: مستشفى النساء والولادة |
| 105) Emergency | 66929 | 63190 | 64057 | 64370 | 62095 | 55791 | 53189 | 50103 | ١٠٥ الطوارئ |
| 106) Gynaecology & Obstetrics | 71890 | 94865 | 106995 | 85050 | 66725 | 71114 | 75411 | 77698 | ١٠٦ أمراض نسائية ورعاية الحوامل |
| 107) Neonatology | 18828 | 11062 | 7600 | 7076 | 7642 | 9572 | 8145 | 7431 | ١٠٧ الأطفال الخدج |
| 108) Assisted Conception Unit | 9409 | 9186 | 9447 | 8627 | 7879 | 6665 | 6572 | 7557 | ١٠٨ وحدة العلاج المساعد للإنباب |
| 109) Infertility | 6076 | 5225 | 8379 | 6154 | 3766 | 4094 | 4379 | 3156 | ١٠٩ العقم |
| 110) Cardiotocomography (C.T.G) | 4615 | 2443 | 4132 | 3584 | 4133 | 7374 | 8418 | 9351 | ١١٠ تخطيط الجنين |
| 111) Gestational Diabetes | 3912 | 3734 | 9413 | 5752 | 3305 | 3306 | 3064 | 2847 | ١١١ أمراض سكري الحمل |
| 112) Feto Maternal Medicine | 3250 | 3419 | 3651 | - | - | - | - | - | ١١٢ وحدة الطب الأم والجنين |
| 113) Dietetics | 2945 | 2695 | 3809 | 3045 | 3470 | 2443 | 2728 | 1985 | ١١٣ التغذية |
| 114) Anesthesia | 2471 | 1860 | 317 | 286 | 258 | * | * | * | ١١٤ التخدير |
| 115) High risk-OBY-GYN | 982 | - | - | - | - | - | - | - | ١١٥ فترة الحمل الحرجة |
| 116) Gyne Oncology | 680 | 847 | 762 | 441 | 243 | * | * | * | ١١٦ أورام الجهاز التناسلي عند النساء |
| 117) Recurrent Preg. Loss(R.P.L) | 444 | 386 | 470 | 425 | 384 | 736 | 1043 | 1130 | ١١٧ الإجهاضات المتكرره |
| 118) Hormonal Replacement Therapy(HRT) | 257 | 329 | - | 324 | 305 | 290 | 103 | * | ١١٨ غرفة الحقن/هرمون |
| 119) Hycosy | 104 | 125 | 603 | 225 | 61 | * | * | * | ١١٩ أشعة تلفزيونية على الرحم بمحلول الملح |

Table No.(27) contd....

| OUTPATIENT CLINIC | NO. OF VISITS عدد الزيارات | | | | | | | | العيادة الخارجية | | | | |
|--|-------------------------------|---------------|---------------|---------------|-------------------------------------|---------------|---------------|---------------|--|--|--|--|---------------------|
| | 2008 | 2007 | 2006 | 2005 | 2004 | 2003 | 2002 | 2001 | | | | | |
| 120) General Medicine | 200 | 182 | 81 | 63 | 177 | 267 | 254 | 291 | ١٢٠) الطب العام | | | | |
| 121) Colposcopy (CLP) | 165 | 10 | 6 | 4 | 4 | 72 | 54 | * | ١٢١) تنظير المهبل | | | | |
| 122) Urology - GYN | 75 | * | * | * | * | * | * | * | ١٢٢) المسالك البولية - النساء | | | | |
| 123) Mental Clinic | 67 | * | * | * | * | * | * | * | ١٢٣) العيادة النفسية | | | | |
| 124) Pre marital | 8 | * | * | * | * | * | * | * | ١٢٤) قبل الزواج | | | | |
| 125) Treatment | - | - | 6442 | 4631 | 3178 | 3837 | 2375 | 2048 | ١٢٥) غرفة العلاج | | | | |
| 126) Cervical Cancer Progam (W.W.C) | - | - | - | - | - | - | 268 | 1973 | ١٢٦) سرطان عنق الرحم | | | | |
| 127) Pre-Operative Assessment | - | - | - | 62 | 47 | 83 | 61 | * | ١٢٧) فحص قبل العملية | | | | |
| TOTAL FOR WOMEN'S HOSP | 193307 | 199558 | 226164 | 190119 | 163672 | 165644 | 166064 | 165570 | المجموع لمستشفى النساء والولادة | | | | |
| V AL AMAL HOSPITAL | 12388 | 11409 | 10988 | 9086 | 5797 | . | . | . | خامسا : مستشفى الأمل | | | | |
| VI. CHILDREN URGENT CARE** | 405964 | 388863 | 358757 | 190596 | 158707 | 79368 | 77850 | 62636 | سادسا: مركز الاطفال للحالات المستعجلة | | | | |
| VII. AI KHOR HOSPITAL | | | | | | | | | سابعا : مستشفى الخور | | | | |
| 128) Accident & Emergency | 88946 | 63921 | 63160 | 42044 | AL KHOR HOSPITAL WAS OPENED IN 2005 | | | | ١٢٨) الحوادث والطوارئ | | | | |
| MEDICAL CLINICS | | | | | | | | | | | | | العيادات الباطنية |
| 129) General Medicine | 3712 | 5188 | 6456 | | | | | | | | | | ١٢٩) الطب العام |
| 130) Dermatology | 3696 | 3344 | 5807 | | | | | | | | | | ١٣٠) أمراض جلدية |
| 131) Cardiology | 2560 | 2209 | 2720 | | | | | | | | | | ١٣١) أمراض القلب |
| 132) Staff Clinic | 2121 | 1882 | - | | | | | | | | | | ١٣٢) عيادة الموظفين |
| 133) Dietetics | 1183 | 1083 | 2137 | | | | | | ١٣٣) التغذية | | | | |

Table No.(27) contd....

تابع جدول رقم (٢٧)

| OUTPATIENT CLINIC | NO. OF VISITS عدد الزيارات | | | | | | | | العيادة الخارجية | | | | | |
|---------------------------------------|-------------------------------|---------------|--------------|-------------------------------------|------|------|------|------|----------------------------|----------------------|--|--|--|------------------------------------|
| | 2008 | 2007 | 2006 | 2005 | 2004 | 2003 | 2002 | 2001 | | | | | | |
| 134) Diabetics | 1513 | with medicine | 1378 | AL KHOR HOSPITAL WAS OPENED IN 2005 | | | | | ١٣٤) أمراض السكري | | | | | |
| 135) Psychiatry | 859 | 739 | * | | | | | | ١٣٥) العيادة النفسية | | | | | |
| 136) Podiatry | 709 | 580 | 892 | | | | | | ١٣٦) العناية بالقدم | | | | | |
| 137) Chest disease | 586 | * | * | | | | | | ١٣٧) الأمراض الصدرية | | | | | |
| 138) Rheumatology | 681 | 419 | 25 | | | | | | ١٣٨) الروماتيزم | | | | | |
| 139) Gastroenterology | 478 | with medicine | 854 | | | | | | ١٣٩) أمراض المعدة والأمعاء | | | | | |
| 140) Infectious diseases | 363 | 336 | 7 | | | | | | ١٤٠) الأمراض المعدية | | | | | |
| 141) Prosthetics | 252 | 283 | 186 | | | | | | ١٤١) الأطراف الصناعية | | | | | |
| 142) Neurology | 334 | 257 | 289 | | | | | | ١٤٢) الأعصاب | | | | | |
| 143) Pulmonology Function Test | 122 | * | * | | | | | | ١٤٣) قياس التنفس | | | | | |
| 144) Warfarrin - Medicine | 110 | * | * | | | | | | ١٤٤) سيولة الدم - الطب | | | | | |
| 145) Anti smoking | 31 | 62 | 41 | | | | | | ١٤٥) مكافحة التدخين | | | | | |
| 146) Rehabilitation/Physical medicine | 13 | 33 | 86 | | | | | | ١٤٦) إعادة التأهيل | | | | | |
| 147) Nephrology | 249 | 24 | * | | | | | | ١٤٧) الكلى | | | | | |
| SUB TOTAL FOR MEDICINE | 19572 | 16439 | 20878 | | | | | | | | | | | المجموع الفرعي للطب الباطني |
| SURGICAL CLINICS | | | | | | | | | | | | | | |
| 148) Orthopedics | 8180 | 6666 | 8314 | | | | | | | | | | | عيادات الجراحة |
| 149) Ophthalmology | 5666 | 4236 | 3367 | | | | | | ١٤٨) العظام | | | | | |
| 150) General Surgery | 5363 | 4004 | 4123 | | | | | | ١٤٩) أمراض العيون | | | | | |
| 151) E.N.T | 3567 | 3416 | 4622 | | | | | | ١٥٠) جراحة عامة | | | | | |
| | | | | | | | | | | ١٥١) أنف وأذن وحنجرة | | | | |

| OUTPATIENT CLINIC | NO. OF VISITS | | | | | عدد الزيارات | | | العيادة الخارجية |
|---------------------------------|---------------|--------------|--------------|--------------------------------------|------|--------------|------|------|---------------------------------|
| | 2008 | 2007 | 2006 | 2005 | 2004 | 2003 | 2002 | 2001 | |
| 152) Urology | 3402 | 2374 | 3722 | AL KHOR HOSPITAL WAS OPENED IN 2005 | | | | | ١٥٢) المسالك البولية |
| 153) Plastic Surgery | 2212 | 1308 | 1740 | | | | | | ١٥٣) جراحة التجميل |
| 154) Anesthesia | 770 | * | * | | | | | | ١٥٤) التخدير |
| 155) Audiology | 768 | 939 | 554 | | | | | | ١٥٥) السمع |
| 156) Neurosurgery | - | - | 379 | | | | | | ١٥٦) جراحة الأعصاب |
| 157) Urodynamic clinic | 23 | * | * | | | | | | ١٥٧) ديناميكية الجهاز البولي |
| 158) Pediatric Surgery | - | - | 75 | | | | | | ١٥٨) جراحة الأطفال |
| SUB TOTAL FOR SURGERY | 29951 | 22943 | 26896 | | | | | | المجموع الفرعي للجراحة |
| <u>PEDIATRIC CLINICS</u> | | | | | | | | | عيادة الأطفال |
| 159) General Medicine | 1164 | 1040 | 2031 | | | | | | ١٥٩) طب عام |
| 160) Pulmonology | 40 | 784 | 925 | | | | | | ١٦٠) أمراض الرئة |
| SUB TOTAL FOR PEDIATRICS | 1204 | 1824 | 2956 | | | | | | المجموع الفرعي (الأطفال) |
| <u>SUB CLINIC SERVICES</u> | | | | | | | | | العيادات الفرعية |
| 161) ECG Cardiology | 4527 | 3177 | * | | | | | | ١٦١) تخطيط القلب |
| 162) Treatment/dressing | 3327 | 3294 | * | | | | | | ١٦٢) العلاج/الغيار |
| 163) Echo Cardiology | 1290 | 1024 | 387 | ١٦٣) فحص القلب بالموجات فوق الصوتية | | | | | |
| 164) Ped. Endo Insulin Pumph | 348 | * | * | ١٦٤) مضخة الأنسولين في عيادة الأطفال | | | | | |
| 165) Holter Cardiology | 259 | 192 | * | ١٦٥) تسجيل الموجات الصوتية للقلب | | | | | |
| 166) Stress Cardiology | 65 | 187 | * | ١٦٦) أجهاد القلب | | | | | |
| SUB TOTAL | 9816 | 7874 | 387 | المجموع الفرعي | | | | | |

| OUTPATIENT CLINIC | NO. OF VISITS | | | | | | | | العيادة الخارجية |
|------------------------------------|----------------|----------------|----------------|-------------------------------------|----------------|----------------|----------------|-----------------------|-------------------------|
| | 2008 | 2007 | 2006 | 2005 | 2004 | 2003 | 2002 | 2001 | |
| OBSTETRICS & GYNAECOLOGY | | | | AL KHOR HOSPITAL WAS OPENED IN 2005 | | | | | امراض نسائية وتوليد |
| 167) Emergency | 5344 | 4709 | - | | | | | | ١٦٧) الطوارئ |
| 168) Obstetrics | 5188 | 4390 | 5165 | | | | | | ١٦٨) رعاية الحوامل |
| 169) Gynaecology | 1246 | 1077 | 1522 | | | | | | ١٦٩) أمراض نسائية |
| 170) Infertility | 307 | 191 | 207 | | | | | | ١٧٠) العقم |
| 171) Maternity & Child Health | 33 | 48 | 82 | | | | | | ١٧١) امومة وطفولة |
| 172) Recurrent Pregnancy Loss | - | 10 | 4 | | | | | | ١٧٢) الإجهاضات المتكرره |
| 173) Hormon Replacement Therapy | - | 1 | 10 | | | | | | ١٧٣) غرفة الحقن/هرمون |
| 174) Cervical Cancer Program(WWC) | - | - | 23 | | | | | | ١٧٤) سرطان عنق الرحم |
| SUB TOTAL FOR OBY & GYN | 12118 | 10426 | 7013 | | | | | | |
| 175) Dental | 2673 | 2556 | 2283 | | | | | ١٧٥) الأسنان | |
| TOTAL FOR AL KHOR HOSPITAL | 164280 | 125983 | 123573 | 68830 | | | | المجموع لمستشفى الخور | |
| GRAND TOTAL | 2091719 | 1812979 | 1868846 | 1564641 | 1404430 | 1265106 | 1253576 | 1186290 | المجموع الكلي |

*No clinic

*لا يوجد عيادة

**includes visits to PEC in health centers since 2001.

**تتضمن زيارات الأطفال لعيادات العناية المستعجلة بالمراكز الصحية .

عدد الزيارات الى العيادات الخارجية الخاصة التخصصية

بمستشفيات مؤسسة حمد الطبية لعام ٢٠٠٨م

NUMBER OF VISITS TO PRIVATE SPECIALIZED OUTPATIENT CLINICS OF
THE HAMAD MEDICAL CORPORATION DURING THE YEAR 2008

Table No. (28)

جدول رقم (٢٨)

| OUTPATIENT CLINIC | المجموع الكلي Total | غير قطري Non-Qatari | | قطري Qatari | | العيادة الخارجية |
|-----------------------------|------------------------|------------------------|------|----------------|------|---------------------------|
| | | Female | Male | Female | Male | |
| | | | | | | |
| I. HAMAD GENERAL HOSPITAL | | | | | | أولاً: مستشفى حمد العام |
| 1) Cardiology | 3700 | 580 | 1714 | 757 | 649 | ١) أمراض القلب |
| 2) Urology | 3351 | 82 | 2124 | 124 | 1021 | ٢) المسالك البولية |
| 3) Endocrinology | 2964 | 594 | 397 | 1559 | 414 | ٣) الغدد الصماء |
| 4) Ophthalmology | 2259 | 258 | 770 | 527 | 704 | ٤) أمراض العيون |
| 5) Orthopedics | 2163 | 477 | 421 | 1006 | 259 | ٥) العظام |
| 6) E.N.T | 1612 | 284 | 365 | 576 | 387 | ٦) أنف وأذن وحنجرة |
| 7) General Medicine | 1683 | 248 | 363 | 710 | 362 | ٧) الطب العام |
| 8) Neurology | 1423 | 369 | 284 | 613 | 157 | ٨) الأعصاب |
| 9) Pediatric General | 1404 | 143 | 166 | 510 | 585 | ٩) أمراض عامة / الاطفال |
| 10) Nephrology | 1159 | 157 | 389 | 341 | 272 | ١٠) أمراض الكلى |
| 11) Gastroenterology | 853 | 198 | 347 | 224 | 84 | ١١) أمراض المعدة والأمعاء |
| 12) Psychiatry | 811 | 101 | 169 | 275 | 266 | ١٢) الأمراض النفسية |
| 13) Pediatric Neurology | 803 | 100 | 194 | 223 | 286 | ١٣) الأعصاب/ الاطفال |
| 14) Rheumatology | 802 | 215 | 94 | 454 | 39 | ١٤) التهاب المفاصل |
| 15) Neurosurgery | 795 | 193 | 194 | 273 | 135 | ١٥) جراحة الأعصاب |
| 16) Pediatric Endocrinology | 644 | 105 | 94 | 209 | 236 | ١٦) الغدد الصماء للاطفال |
| 17) Pediatric Nephrology | 687 | 95 | 80 | 303 | 209 | ١٧) الكلى/ الاطفال |
| 18) Infectious diseases | 678 | 109 | 520 | 26 | 23 | ١٨) الأمراض المعدية |
| 19) General Surgery | 589 | 155 | 79 | 284 | 71 | ١٩) جراحة عامة |
| 20) Diabetics | 553 | 65 | 129 | 257 | 102 | ٢٠) امراض السكري |
| 21) Pediatric Asthma | 478 | 27 | 59 | 144 | 248 | ٢١) الربو للأطفال |
| 22) Hematology/Oncology | 406 | 77 | 66 | 215 | 48 | ٢٢) أمراض الدم/الأورام |
| 23) Pediatric Cardiology | 347 | 76 | 75 | 93 | 103 | ٢٣) أمراض القلب للاطفال |
| 24) Chest - Pulmonary | 345 | 42 | 78 | 148 | 77 | ٢٤) الصدر - الرئة |

Table No. (28)

جدول رقم (٢٨)

| OUTPATIENT CLINIC | المجموع الكلي Total | غير قطري Non-Qatari | | قطري Qatari | | العيادة الخارجية |
|--------------------------------|------------------------|------------------------|-------------|----------------|-------------|--|
| | | Female | Male | Female | Male | |
| 25) Podiatry | 338 | 44 | 71 | 130 | 93 | ٢٥) العناية بالقدم |
| 26) Pediatric Surgery | 316 | 26 | 86 | 41 | 163 | ٢٦) جراحة الأطفال |
| 27) Vascular surgery | 278 | 76 | 87 | 89 | 26 | ٢٧) جراحة الأوعية الدموية |
| 28) Audiology - baby clinic | 228 | 59 | 50 | 68 | 51 | ٢٨) السمع - عيادة الأطفال |
| 29) Retina | 142 | 5 | 87 | 11 | 39 | ٢٩) شبكية العين |
| 30) Pediatric Gastroenterology | 126 | 21 | 20 | 39 | 46 | ٣٠) أمراض المعدة والأمعاء للأطفال |
| 31) Andrology | 25 | 2 | 16 | 1 | 6 | ٣١) أمراض الهرمونات عند الذكور |
| 32) Genetics | 22 | 9 | 2 | 9 | 2 | ٣٢) الأمراض الوراثية |
| TOTAL | 31984 | 4992 | 9590 | 10239 | 7163 | المجموع الكلي |
| II. WOMEN'S HOSPITAL | | | | | | ثانياً : مستشفى النساء والولادة |
| 33) Obstetrics | 8191 | 2190 | - | 6001 | - | ٣٣) رعاية الحوامل |
| 34) Gynaecology | 2054 | 825 | - | 1229 | - | ٣٤) أمراض نسائية |
| 35) Infertility | 274 | 162 | - | 112 | - | ٣٥) العقم |
| 36) Postnatal | 22 | 8 | - | 14 | - | ٣٦) رعاية ما بعد الولادة |
| TOTAL | 10541 | 3185 | - | 7356 | - | المجموع |
| GRAND TOTAL | 42525 | 8177 | 9590 | 17595 | 7163 | المجموع الكلي |

**عدد الطلاب اللذين زاروا عيادات الصحة المدرسية
حسب تشخيص الحالة والجنسية والجنس خلال عام ٢٠٠٨م**

NUMBER OF STUDENTS VISITED TO SCHOOL HEALTH CLINICS BY DIAGNOSIS, NATIONALITY AND SEX
DURING THE YEAR 2008

Table No.(29)

جدول رقم (٢٩)

| ICD 10 | DIAGNOSIS | QATARI | | NON-QATARI | | TOTAL |
|----------------|---|--------|--------|------------|--------|-------|
| | | MALE | FEMALE | MALE | FEMALE | |
| A00-B99 | Infectious and parasitic diseases | | | | | |
| B07 | Viral Wart (Varvucca Vulgaris) | 28 | 25 | 54 | 29 | 136 |
| B08.1 | Mollouscun Contagiosum | 5 | 2 | 3 | 6 | 16 |
| B36.0 | Pityriasis Versicolor | 2 | - | 7 | 1 | 10 |
| A08.4 | Gastroenteritis, Viral | 1 | 2 | 2 | 4 | 9 |
| A71.1 | Trachoma | 2 | - | 4 | 3 | 9 |
| B35.0 | Tinea Capitus | 1 | - | - | 4 | 5 |
| B97.7 | Human papilloma virus hifection | - | 2 | 3 | - | 5 |
| B02.3,H22.0 | Herpes zoster (shingles) | - | 1 | 2 | 1 | 4 |
| B08.4 | Hand,foot& mouth disease | 1 | 1 | 1 | 1 | 4 |
| B26.9 | Viral Parotitis | - | 1 | 2 | 1 | 4 |
| B00.5 | Herpes simplex virus | - | 2 | - | 1 | 3 |
| A28.1 | Cat Scratch Disease | 0 | - | 1 | 1 | 2 |
| B00.8 | Disseminated herpes simplex infection | 1 | - | - | 1 | 2 |
| B35- B49 | Fungal Infection | - | 1 | 1 | - | 2 |
| B35.4 | Tinea corporis | 1 | - | - | 1 | 2 |
| B86 | Scabies | - | - | - | 2 | 2 |
| B00.2 | Herpetic Gingivostomatitis | - | - | 1 | - | 1 |
| B01 | Chicken Pox | - | - | - | 1 | 1 |
| B02.2,G53.0 | Post hepatic neurologia | - | - | 1 | - | 1 |
| B35.1 | Onychmycosis | 1 | - | - | - | 1 |
| B35.3 | Tinea pedis | - | - | - | 1 | 1 |
| B55.1 | Cutaneous leishmaniasis | - | - | 1 | - | 1 |
| B80 | Pinworm | - | - | 1 | - | 1 |
| B85.0 | Pediculosis capitis | - | - | - | 1 | 1 |
| D10-D36 | Benign Neoplasm | | | | | |
| D17.9 | Lipoma | - | - | 1 | - | 1 |
| D50-D89 | Diseases of the Blood & blood forming organs | | | | | |
| D53.9 | Anemia,Nutritional | 12 | 17 | 9 | 10 | 48 |
| D56.0 | Alpha-Thalassemia Trait | 7 | 21 | 5 | 4 | 37 |
| D56.1 | B-Thalassemia Trait | 4 | 12 | 6 | 2 | 24 |
| D50 | Iron Deficiency Anemia | 2 | 6 | 6 | 1 | 15 |
| D55.0 | Glucose-6-Phosphate Dehydrogenase (G6PD) | 7 | - | 4 | 1 | 12 |
| D56.3 | Thalassemia Trait | - | 3 | - | 1 | 4 |
| D57.3 | Sickl Cell Trait | 1 | - | - | 2 | 3 |
| D80.2 | IG A defeciency | - | 1 | - | - | 1 |

| ICD 10 | DIAGNOSIS | QATARI | | NON-QATARI | | TOTAL |
|----------------|---|--------|--------|------------|--------|-------|
| | | MALE | FEMALE | MALE | FEMALE | |
| E00-E90 | Endocrine,nutritional & metabolic diseases | | | | | |
| E66.9 | Obesity | 16 | 9 | 13 | 19 | 57 |
| E55.9 | Vitamin D Deficiency | 8 | 21 | 3 | 14 | 46 |
| E03.9 | Hypothyroidism | 2 | 1 | 1 | 3 | 7 |
| E78.0 | Hypercholesteremia | 4 | 1 | - | 1 | 6 |
| E25.0 | Congenital Adrenal Hyperplasia | 2 | - | 2 | 1 | 5 |
| E78.1 | hypertriglyceridemia | 2 | - | 1 | 1 | 4 |
| E05.9 | Hyperthyroidism | - | - | 1 | - | 1 |
| F00-F99 | Mental & Behaviural Disorders | | | | | |
| F90.0 | Attention Deficit,with Hyperactivity (ADHD) | 114 | 37 | 118 | 22 | 291 |
| F81 | Disorders of scholastic skills | 52 | 70 | 48 | 59 | 229 |
| F80 | Speech and language disorders | 35 | 31 | 18 | 19 | 103 |
| F70-F79 | Mental retardation | 14 | 11 | 21 | 6 | 52 |
| F81.9 | Learning Problem, Developmental | 16 | 7 | 10 | 11 | 44 |
| F98.0 | Nonorganic Nocturnal enuresis | 8 | 6 | 18 | 5 | 37 |
| F32 | Depressive episode | 4 | 4 | 5 | 4 | 17 |
| F43 | Stress and adjustment disorders | 6 | 2 | 4 | 3 | 15 |
| F80.9 | Speech Delay | 4 | 2 | 8 | 1 | 15 |
| F91.3 | Oppositional defiant disorder | 3 | 2 | 3 | 4 | 12 |
| F94.0 | Elective mutism | 4 | 3 | - | 3 | 10 |
| F41 | Other anxiety disorders | 3 | 2 | 1 | 2 | 8 |
| F98.1 | Nonorganic Encopresis | 2 | 1 | 5 | - | 8 |
| F39.0 | Separation anxiety disorder. of childhood | 3 | 2 | 1 | 1 | 7 |
| F80.0 | Specific speech articulation disorder | 3 | - | 2 | 1 | 6 |
| F42 | Obsessive compulsive disorder | 2 | - | - | 3 | 5 |
| F80.1 | Expressive language disorder | 4 | - | - | 1 | 5 |
| F41.0 | Panic disorder | 3 | - | - | 1 | 4 |
| F63.3 | alopecia trichotelomenia | 1 | 1 | 1 | 1 | 4 |
| F39.1 | Phobic anxiety disorder of childhood | 1 | 1 | - | 1 | 3 |
| F41.1 | Generalized anxiety disorder | 2 | - | - | 1 | 3 |
| F60 | Paranoid personality disorder | - | 1 | - | 2 | 3 |
| F17-24 | Tobacco Dependence | 2 | - | - | - | 2 |
| F40.1 | Social phobia | 1 | - | 1 | - | 2 |
| F44 | Conversion disorder | 1 | - | - | 1 | 2 |
| F98.5 | Stuttering | 2 | - | - | - | 2 |
| F34.1 | Dysthymia | - | - | - | 1 | 1 |
| F43.9 | Acute stress reaction | 1 | - | - | - | 1 |
| F45.0 | Somatization disorder | - | - | - | 1 | 1 |
| F91.9 | Conduct disorder | 1 | - | - | - | 1 |
| F95.1 | Chronic motor tic disorder | - | - | 1 | - | 1 |
| F98.8 | Thumb Sucking | - | - | - | 1 | 1 |

| ICD 10 | DIAGNOSIS | QATARI | | NON-QATARI | | TOTAL |
|----------------|---------------------------------------|--------|--------|------------|--------|-------|
| | | MALE | FEMALE | MALE | FEMALE | |
| G00-G99 | Diseases of Nervous System | | | | | |
| G44 | Headache | 7 | 2 | 2 | 4 | 15 |
| G43.9 | Headache,Migraine type | 1 | 1 | 1 | 4 | 7 |
| G47.3 | Sleep Apnea Obstructive | - | 1 | - | - | 1 |
| G70.0 | Myasthenia Gravis | - | 1 | - | - | 1 |
| G93.9 | Cerebral Pulsy | - | - | 1 | - | 1 |
| H00-H59 | Diseases of the eye and adnexa | | | | | |
| H52.2 | Astigmatism | 298 | 274 | 368 | 392 | 1332 |
| H52.1 | Myopia | 202 | 285 | 280 | 337 | 1104 |
| H52.1,H52.2 | Myopic Astigmatism | 205 | 251 | 299 | 321 | 1076 |
| H52.0,H52.2 | Hypermetropic Astigmatism | 140 | 127 | 188 | 186 | 641 |
| H01.0 | Blepharitis | 84 | 106 | 94 | 114 | 398 |
| H52 | Hypermetropia | 117 | 79 | 118 | 27 | 341 |
| H00 | Chalazion | 18 | 35 | 35 | 31 | 119 |
| H53.0 | Amblyopia | 15 | 16 | 33 | 36 | 100 |
| H11 | Vernal Kerato Conjunctivitis(V.K.C.) | 20 | 11 | 16 | 5 | 52 |
| H52.3 | Anisometropia | 12 | 14 | 21 | 4 | 51 |
| H13.1 | Viral Conjunctivitis | 7 | 11 | 13 | 8 | 39 |
| H10.0 | Mucopurulent Conjunctivitis | 8 | 13 | 7 | 8 | 36 |
| H50.0 | Convergent(Esotropia) | 5 | 2 | 12 | 7 | 26 |
| H50.1 | Divergent(Exotropia) | 2 | 4 | 7 | 6 | 19 |
| H16.2 | Phlyctenular Conjunctivitis | 6 | 3 | 5 | 4 | 18 |
| H11.3 | Subconjunctival haemorrhage | 3 | 1 | 6 | 5 | 15 |
| H26.9 | Cataract | 1 | 2 | 2 | 8 | 13 |
| H51 | Ocular Motility disorder | 3 | 2 | 2 | 6 | 13 |
| H10.8 | Papillary Conjunctivitis | - | 2 | 5 | 4 | 11 |
| H81.8,H55 | Nystagmus | 3 | 2 | 2 | 3 | 10 |
| H02.4 | Lid Ptosis | 5 | - | 2 | 2 | 9 |
| H17.9 | Corneal opacity | - | 4 | 3 | 1 | 8 |
| H35.0 | Retinopathy | - | - | 5 | 3 | 8 |
| H16 | Keratitis | 3 | - | 1 | 3 | 7 |
| H50.3 | Intermittent Squint | 1 | 1 | 1 | 4 | 7 |
| H11.1 | Conjunctival Pigmentation | 2 | 1 | 3 | - | 6 |
| H22 | Iritis | 3 | - | 1 | 1 | 5 |
| H18.6 | Keratocouns | - | - | 2 | 2 | 4 |
| H10.1 | Allergic Conjunctivitis | 1 | - | 2 | - | 3 |
| H35.5 | Maculopathy | 1 | - | 1 | 1 | 3 |
| H01.1 | Lid Dermatitis | - | 1 | - | 1 | 2 |
| H02.8 | Lid Cyst | 1 | - | - | 1 | 2 |
| H04.2 | Epiphora / Tearing | 1 | 1 | - | - | 2 |
| H05.2 | Proptosis | - | 1 | - | 1 | 2 |

| ICD 10 | DIAGNOSIS | QATARI | | NON-QATARI | | TOTAL |
|----------------|--|--------|--------|------------|--------|-------|
| | | MALE | FEMALE | MALE | FEMALE | |
| H03.1 | Herpetic Eruption of Lids | - | - | 2 | - | 2 |
| H00.0 | Stye | - | - | 1 | 1 | 2 |
| H19.1 | Dendritic ulcer | 1 | 1 | - | - | 2 |
| H40-H42 | Glaucoma | - | 1 | 1 | - | 2 |
| H47.2 | Optic Atrophy | - | 1 | 1 | - | 2 |
| H11.0 | Pterygium | - | 1 | - | - | 1 |
| H15.0 | Scleritis/episcleritis | - | - | 1 | - | 1 |
| H33.2 | Retinal Detachment | 1 | - | - | - | 1 |
| H57.0 | Traumatic Mydriasis | - | - | - | 1 | 1 |
| H60-H95 | Diseases of the ear and mastoid process | | | | | |
| H65&H66 | Otitis Media | 247 | 123 | 271 | 160 | 801 |
| H61.2 | Ear Wax (Impacted cerumen) | 80 | 89 | 113 | 76 | 358 |
| H90 | Sensory neural deafness | 22 | 8 | 44 | 4 | 78 |
| H81 | Vertigo | 5 | 17 | 31 | 19 | 72 |
| H68.0 | Eustachian tube dysfunction | 10 | 15 | 25 | 15 | 65 |
| H60 | Otitis Externa | 7 | 23 | 14 | 13 | 57 |
| H62.2 | Otomycosis | 1 | 4 | 15 | 4 | 24 |
| H72 | Traumatic perforation ear drum | 3 | - | 8 | 5 | 16 |
| H91.3 | Deaf Mutism | 1 | - | - | 1 | 2 |
| H93.1 | Tinnitus | - | - | 1 | 1 | 2 |
| H70.1 | Post-Auricular fistula | - | - | 1 | - | 1 |
| J00-J99 | Diseases of the respiratory systems | | | | | |
| J30 | Allergic Rhinitis | 298 | 149 | 269 | 191 | 907 |
| J35 | Adenoid | 190 | 94 | 171 | 169 | 624 |
| J03 | Tonsillitis | 144 | 88 | 117 | 117 | 466 |
| J32.9 | Chronic Sinusitis | 103 | 77 | 89 | 65 | 334 |
| J45 | Asthma | 32 | 41 | 53 | 29 | 155 |
| J00 | Common cold | 40 | 37 | 35 | 20 | 132 |
| J02 | Pharyngitis | 22 | 40 | 30 | 24 | 116 |
| J34.2 | Deviated Septum | 37 | 10 | 24 | 4 | 75 |
| J34.8 | Vestibulitis, Nose | 1 | - | 2 | - | 3 |
| J01.9 | Acute Sinusitis | - | - | - | 1 | 1 |
| J33 | Nasal polyp | - | - | 1 | - | 1 |
| K00-K93 | Disease of the Digestive System | | | | | |
| K30 | Dyspepsia | 2 | 14 | 1 | 19 | 36 |
| K59.0 | Constipation | 8 | 8 | 10 | 4 | 30 |
| K27.9 | Peptic Ulcer | - | 4 | 1 | 5 | 10 |
| K50.9 | Crohn's Disease | - | 4 | - | - | 4 |
| K52.9 | Chronic Diarrhea | 1 | - | - | 1 | 2 |
| K90.0 | Celiac Disease | - | 1 | - | - | 1 |
| K58.9 | Irritable Bowel Syndrome (IBS) | 1 | - | - | - | 1 |

| ICD 10 | DIAGNOSIS | QATARI | | NON-QATARI | | TOTAL |
|----------------|---|--------|--------|------------|--------|-------|
| | | MALE | FEMALE | MALE | FEMALE | |
| L00-L99 | Diseases of the skin and Subcutaneous Tissue | | | | | |
| L70 | Acne Vulgaris | 17 | 22 | 29 | 43 | 111 |
| L20.9 | Atopic Dermatitis | 17 | 5 | 14 | 19 | 55 |
| L23 | Contact Dermatitis | 7 | 5 | 9 | 8 | 29 |
| L85.3 | Xerosis | 2 | 6 | 7 | 5 | 20 |
| L50.9 | Urticaria | 2 | 2 | 7 | 8 | 19 |
| L63 | Alopecia Areata | 3 | 4 | 5 | 5 | 17 |
| L20.8 | Eczema | 2 | 4 | 7 | 2 | 15 |
| L40.9 | Psoriasis | - | 2 | 4 | 5 | 11 |
| L80 | Vitiligo | 4 | - | 2 | 5 | 11 |
| L30.0 | Pityriasis Alba | 3 | 2 | 2 | 3 | 10 |
| L73.9 | Folliculitis | 4 | 1 | 3 | 1 | 9 |
| L65.9 | Loss of Hair | 1 | 5 | - | 1 | 7 |
| L71.0 | Perioral dermatitis | 1 | 1 | 1 | 2 | 5 |
| L42 | Pityriasis rosea | - | 2 | 1 | 1 | 4 |
| L81.0 | Post inflammatory hyperpigmentation | 1 | - | 2 | 1 | 4 |
| L03.0 | Nail infections | - | 1 | 2 | - | 3 |
| L01.1 | Impetigo | 1 | - | 1 | - | 2 |
| L21 | Seborrheic Dermatitis | - | - | - | 1 | 1 |
| L28.0 | Lichen simplex chronicus | - | - | 1 | - | 1 |
| L28.2 | Prurigo | - | - | 1 | - | 1 |
| L44.0 | Pityriasis rubra pilaris | - | - | - | 1 | 1 |
| L44.2 | Lichen striatus | - | 1 | - | - | 1 |
| L51.9 | Erythema multiforme | - | - | - | 1 | 1 |
| L81 | Hyper pigmented patches | - | 1 | - | - | 1 |
| L85.9 | Hyperkeratosis | - | - | 1 | - | 1 |
| L91.0 | Keloids | - | - | 1 | - | 1 |
| L91.8 | Skin tags | 1 | - | - | - | 1 |
| L98.0 | Pyogenic granuloma | - | - | - | 1 | 1 |
| M00-M95 | Musculoskeletal system & Connective Tissue | | | | | |
| M34.9 | Scleroderma | 2 | - | 1 | - | 3 |
| M8720/0 | Pigmented nevus | - | 1 | - | - | 1 |
| M79.1 | Myalgia | - | - | 1 | - | 1 |
| N00-N99 | Genitourinary System | | | | | |
| N32.8 | Irritable Bladder | 4 | 1 | 7 | 3 | 15 |
| N39.0 | Urinary Tract Infection(UTI) | 1 | 6 | 2 | 1 | 10 |
| N92.0 | Menorrhagia | - | - | - | 1 | 1 |
| Q00-Q99 | Congenital Malformation | | | | | |
| Q21.0 | Ventricular Septal Defect(VSD) | 1 | 5 | 4 | 1 | 11 |
| Q87.1 | prader willi syndrome | 1 | - | - | - | 1 |
| Q90.9 | Down syndrome | - | - | 1 | - | 1 |

| ICD 10 | DIAGNOSIS | QATARI | | NON-QATARI | | TOTAL |
|----------------|--|-------------|-------------|-------------|-------------|--------------|
| | | MALE | FEMALE | MALE | FEMALE | |
| R00-R99 | Symptoms, Sign and abnormal Clinical findings | | | | | |
| R04.0 | Epistaxis | 64 | 19 | 48 | 33 | 164 |
| R10.4 | Abdominal Pain | 4 | 8 | 6 | 3 | 21 |
| R01.0 | Murmer innoent | 3 | 6 | 3 | 3 | 15 |
| R45.6 | Violence | 6 | 4 | - | 1 | 11 |
| R56.8 | Seizures | 1 | 2 | 1 | 3 | 7 |
| R55 | Vasovagal Attack | 2 | 1 | - | - | 3 |
| R29.8 | Growing Pain | - | 1 | - | 1 | 2 |
| R53 | Fatigue | 2 | - | - | - | 2 |
| R62.8 | Failure to Thrive | 1 | - | 1 | - | 2 |
| S00-T98 | Injury, Poisoning | | | | | |
| S05.8 | Corneal abrasion | 10 | 1 | 3 | 6 | 20 |
| T16 | Foreign body, Ear | 5 | 3 | 6 | 5 | 19 |
| S00.3 | Nasal trauma | 5 | 3 | 4 | - | 12 |
| S05.9 | Trauma, Eye | 3 | - | 1 | 1 | 5 |
| T15.0 | Corneal Foreign body | 1 | - | 1 | - | 2 |
| T74.9 | Child Abuse | 2 | - | - | - | 2 |
| S05.0 | Conjunctival Tear | 1 | - | - | - | 1 |
| S83.0 | Patellar Dislocation | - | - | 1 | - | 1 |
| S95.9 | Soft Tissue Injury of the Foot | - | 1 | - | - | 1 |
| T15.1 | Foreign body sulcus subtarsalis | - | - | 1 | - | 1 |
| T74.2 | Sexual Abuse | 1 | - | - | - | 1 |
| Z00-Z99 | Factors influency Health Status | | | | | |
| Z55.3 | Underachievement in school | 51 | 70 | 47 | 59 | 227 |
| Z71.1 | Normal Eye State(feard complaint unfounded) | 60 | 49 | 52 | 55 | 216 |
| Z71.1 | Anemia, Normal state(feard complaint unfounded) | 12 | 12 | 11 | 9 | 44 |
| Z55.2 | school failure | 4 | 4 | 4 | 2 | 14 |
| Z63.9 | Family Problems | 2 | 5 | 4 | 3 | 14 |
| Z55.4 | Maladjusment,Educational(School Refusal) | 9 | 2 | - | - | 11 |
| Z96.1 | Pseudophakia | 1 | - | 5 | 2 | 8 |
| | TOTAL | 3159 | 2684 | 3586 | 3068 | 12497 |

عدد الطلاب اللذين زاروا عيادات الصحة المدرسية حسب تشخيص الحالة وفئة العمر خلال عام ٢٠٠٨م

NUMBER OF STUDENTS VISITED TO SCHOOL HEALTH CLINICS BY DIAGNOSIS AND AGE GROUP

DURING THE YEAR 2008

Table No.(30)

جدول رقم (٣٠)

| ICD 10 | DIAGNOSIS | AGE GROUP | | | TOTAL |
|----------------|---|------------|------------|---------|-------|
| | | 4-12 years | 13-18 Year | Over 18 | |
| A00-B99 | Infectious and Parasitic diseases | | | | |
| B07 | Viral Wart (Varvucca Vulgaris) | 87 | 43 | 6 | 136 |
| B08.1 | Mollouscun Contagiosum | 12 | 2 | 2 | 16 |
| B36.0 | Pityriasis Versicolor | 3 | 6 | 1 | 10 |
| A08.4 | Gastroenteritis, Viral | 6 | 2 | 1 | 9 |
| A71.1 | Trachoma | - | 2 | 7 | 9 |
| B35.0 | Tinea Capitus | 3 | 2 | - | 5 |
| B97.7 | Human papilloma virus hifection | - | 5 | - | 5 |
| B02.3,H22.0 | Herpes zoster (shingles) | 1 | 3 | - | 4 |
| B08.4 | Hand,foot& mouth disease | 4 | - | - | 4 |
| B26.9 | Viral Parotitis | 2 | 1 | 1 | 4 |
| B00.5 | Herpes simplex virus | 3 | - | - | 3 |
| A28.1 | Cat Scratch Disease | 1 | 1 | - | 2 |
| B00.8 | Disseminated herpes simplex infection | 1 | 1 | - | 2 |
| B35- B49 | Fungal Infection | 1 | 1 | - | 2 |
| B35.4 | Tinea corporis | 2 | - | - | 2 |
| B86 | Scabies | 2 | - | - | 2 |
| B00.2 | Herpetic Gingivostomatitis | 1 | - | - | 1 |
| B01 | Chicken Pox | 1 | - | - | 1 |
| B02.2,G53.0 | Post hepatic neurologia | - | 1 | - | 1 |
| B35.1 | Onychmycosis | - | 1 | - | 1 |
| B35.3 | Tinea pedis | - | 1 | - | 1 |
| B55.1 | Cutaneous leishmaniasis | 1 | - | - | 1 |
| B80 | Pinworm | 1 | - | - | 1 |
| B85.0 | Pediculosis capitis | 1 | - | - | 1 |
| D10-D36 | Benign Neoplasm | | | | |
| D17.9 | Lipoma | - | 1 | - | 1 |
| D50-D89 | Diseases of the Blood & blood forming organs | | | | |
| D53.9 | Anemia,Nutritional | 37 | 8 | 3 | 48 |
| D56.0 | Alpha-Thalassemia Trait | 32 | 3 | 2 | 37 |
| D56.1 | B-Thalassemia Trait | 21 | 1 | 2 | 24 |
| D50 | Iron Deficiency Anemia | 13 | 2 | - | 15 |
| D55.0 | Glucose-6-Phosphate Dehydrogenase (G6PD) | 12 | - | - | 12 |
| D56.3 | Thalassemia Trait | 4 | - | - | 4 |
| D57.3 | Sickl Cell Trait | 3 | - | - | 3 |
| D80.2 | IG A defeciency | 1 | - | - | 1 |

| ICD 10 | DIAGNOSIS | AGE GROUP | | | TOTAL |
|----------------|---|------------|------------|---------|-------|
| | | 4-12 years | 13-18 Year | Over 18 | |
| E00-E90 | Endocrine,nutritional & metabolic diseases | | | | |
| E66.9 | Obesity | 24 | 29 | 4 | 57 |
| E55.9 | Vitamin D Deficiency | 25 | 14 | 7 | 46 |
| E03.9 | Hypothyroidism | 3 | 3 | 1 | 7 |
| E78.0 | Hypercholestermia | 4 | 2 | - | 6 |
| E25.0 | Congenital Adrenal Hyperplasia | 4 | - | 1 | 5 |
| E78.1 | hypertriglyceridemia | 2 | 2 | - | 4 |
| E05.9 | Hyperthyroidism | - | 1 | - | 1 |
| F00-F99 | Mental & Behavioural Disorders | | | | |
| F90.0 | Attention Deficit,with Hyperactivity (ADHD) | 239 | 52 | - | 291 |
| F81 | Disorders of scholastic skills | 207 | 22 | - | 229 |
| F80 | Speech and language disorders | 98 | 5 | - | 103 |
| F70-F79 | Mental retardation | 50 | 2 | - | 52 |
| F81.9 | Learning Problem, Developmental | 40 | 4 | - | 44 |
| F98.0 | Nonorganic Nocturnal enuresis | 36 | 1 | - | 37 |
| F32 | Depressive episode | 11 | 6 | - | 17 |
| F43 | Stress and adjustment disorders | 7 | 8 | - | 15 |
| F80.9 | Speech Delay | 15 | - | - | 15 |
| F91.3 | Oppositional defiant disorder | 9 | 3 | - | 12 |
| F94.0 | Elective mutism | 10 | - | - | 10 |
| F41 | Other anxiety disorders | 7 | 1 | - | 8 |
| F98.1 | Nonorganic Encopresis | 8 | - | - | 8 |
| F39.0 | Separation anxiety disor. of childhood | 7 | - | - | 7 |
| F80.0 | Specific speech articulation disorder | 5 | - | 1 | 6 |
| F42 | Obsessive compulsive disorder | 1 | 4 | - | 5 |
| F80.1 | Expressive language disorder | 5 | - | - | 5 |
| F41.0 | Panic disorder | 3 | 1 | - | 4 |
| F63.3 | alopecia trichotelomenia | 3 | 1 | - | 4 |
| F39.1 | Phobic anxiety disorder of childhood | 3 | - | - | 3 |
| F41.1 | Generalized anxiety disorder | 1 | 2 | - | 3 |
| F60 | Paranoid personality disorder | 2 | 1 | - | 3 |
| F17-24 | Tobacco Dependence | - | 2 | - | 2 |
| F40.1 | Social phobia | 1 | - | 1 | 2 |
| F44 | Conversion disorder | - | 2 | - | 2 |
| F98.5 | Stuttering | 2 | - | - | 2 |
| F34.1 | Dysthymia | - | 1 | - | 1 |
| F43.9 | Acute stress reaction | 1 | - | - | 1 |
| F45.0 | Somatization disorder | - | 1 | - | 1 |
| F91.9 | Conduct disorder | - | 1 | - | 1 |

| ICD 10 | DIAGNOSIS | AGE GROUP | | | TOTAL |
|----------------|---------------------------------------|------------|------------|---------|-------|
| | | 4-12 years | 13-18 Year | Over 18 | |
| F95.1 | Chronic motor tic disorder | - | 1 | - | 1 |
| F98.8 | Thumb Sucking | 1 | - | - | 1 |
| G00-G99 | Diseases of Nervous System | | | | |
| G44 | Headache | 10 | 4 | 1 | 15 |
| G43.9 | Headache,Migraine type | 6 | 1 | - | 7 |
| G47.3 | Sleep Apnea Obstructive | - | 1 | - | 1 |
| G70.0 | Myasthenia Gravis | 1 | - | - | 1 |
| G93.9 | Cerebral Pulsy | 1 | - | - | 1 |
| H00-H99 | Diseases of the eye and adnexa | | | | |
| H52.2 | Astigmatism | 916 | 376 | 40 | 1332 |
| H52.1 | Myopia | 631 | 430 | 43 | 1104 |
| H52.1,H52.2 | Myopic Astigmatism | 653 | 382 | 41 | 1076 |
| H52.0,H52.2 | Hypermetropic Astigmatism | 504 | 121 | 16 | 641 |
| H01.0 | Blepharitis | 221 | 129 | 48 | 398 |
| H52 | Hypermetropia | 244 | 85 | 12 | 341 |
| H00 | Chalazion | 40 | 56 | 23 | 119 |
| H53.0 | Amblyopia | 62 | 34 | 4 | 100 |
| H11 | Vernal Kerato Conjunctivitis(V.K.C.) | 31 | 19 | 2 | 52 |
| H52.3 | Anisometropia | 26 | 17 | 8 | 51 |
| H13.1 | Viral Conjunctivitis | 18 | 8 | 13 | 39 |
| H10.0 | Mucopurulent Conjunctivitis | 26 | 8 | 2 | 36 |
| H50.0 | Convergent(Esotropia) | 22 | 4 | - | 26 |
| H50.1 | Divergent(Exotropia) | 12 | 7 | - | 19 |
| H16.2 | Phlyctenular Conjunctivitis | 12 | 4 | 2 | 18 |
| H11.3 | Subconjunctival haemorrhage | 9 | 4 | 2 | 15 |
| H26.9 | Cataract | 5 | 3 | 5 | 13 |
| H51 | Ocular Motility disorder | 12 | 1 | - | 13 |
| H10.8 | Papillary Conjunctivitis | 2 | 7 | 2 | 11 |
| H81.8,H55 | Nystagmus | 8 | 2 | - | 10 |
| H02.4 | Lid Ptosis | 7 | 2 | - | 9 |
| H17.9 | Corneal opacity | 3 | 3 | 2 | 8 |
| H35.0 | Retinopathy | 3 | 2 | 3 | 8 |
| H16 | Keratitis | 1 | 4 | 2 | 7 |
| H50.3 | Intermittent Squint | 7 | - | - | 7 |
| H11.1 | Conjunctival Pigmentation | 5 | 1 | - | 6 |
| H22 | Iritis | 2 | 2 | 1 | 5 |
| H18.6 | Keratocouns | - | 4 | - | 4 |
| H10.1 | Allergic Conjunctivitis | 2 | 1 | - | 3 |
| H35.5 | Maculopathy | 1 | 1 | 1 | 3 |

| ICD 10 | DIAGNOSIS | AGE GROUP | | | TOTAL |
|----------------|--|------------|------------|---------|-------|
| | | 4-12 years | 13-18 Year | Over 18 | |
| H00.0 | Stye | 1 | 1 | - | 2 |
| H01.1 | Lid Dermatitis | 2 | - | - | 2 |
| H02.8 | Lid Cyst | 1 | 1 | - | 2 |
| H03.1 | Herpetic Eruption of Lids | 2 | - | - | 2 |
| H04.2 | Epiphora / Tearing | - | - | 2 | 2 |
| H05.2 | Proptosis | 1 | 1 | - | 2 |
| H19.1 | Dendritic ulcer | 2 | - | - | 2 |
| H40-H42 | Glaucoma | - | 2 | - | 2 |
| H47.2 | Optic Atrophy | 2 | - | - | 2 |
| H11.0 | Pterygium | 1 | - | - | 1 |
| H15.0 | Scleritis/episcleritis | - | 1 | - | 1 |
| H33.2 | Retinal Detachment | - | 1 | - | 1 |
| H57.0 | Traumatic Mydriasis | - | - | 1 | 1 |
| H60-H95 | Diseases of the ear and mastoid process | | | | |
| H65&H66 | Otitis Media | 600 | 154 | 47 | 801 |
| H61.2 | Ear Wax (Impacted cerumen) | 202 | 93 | 63 | 358 |
| H90 | Sensory neural deafness | 27 | 24 | 27 | 78 |
| H81 | Vertigo | 5 | 13 | 54 | 72 |
| H68.0 | Eustachian tube dysfunction | 40 | 16 | 9 | 65 |
| H60 | Otitis Externa | 13 | 21 | 23 | 57 |
| H62.2 | Otomycosis | 5 | 7 | 12 | 24 |
| H72 | Traumatic perforation ear drum | 12 | 4 | - | 16 |
| H93.1 | Tinnitus | - | - | 2 | 2 |
| H91.3 | Deaf Mutism | 2 | - | - | 2 |
| H70.1 | Post-Auricular fistula | - | 1 | - | 1 |
| J00-J99 | Diseases of the respiratory system | | | | |
| J30 | Allergic Rhinitis | 408 | 346 | 153 | 907 |
| J35 | Adenoid | 560 | 63 | 1 | 624 |
| J03 | Tonsillitis | 394 | 64 | 8 | 466 |
| J32.9 | Chronic Sinusitis | 34 | 199 | 101 | 334 |
| J45 | Asthma | 94 | 34 | 27 | 155 |
| J00 | Common cold | 69 | 32 | 31 | 132 |
| J02 | Pharyngitis | 38 | 30 | 48 | 116 |
| J34.2 | Deviated Septum | 32 | 29 | 14 | 75 |
| J34.8 | Vestibulitis, Nose | 2 | 1 | - | 3 |
| J01.9 | Acute Sinusitis | - | - | 1 | 1 |
| J33 | Nasal polyp | - | - | 1 | 1 |
| K00-K93 | Disease of the Digestive System | | | | |
| K30 | Dyspepsia | 1 | 2 | 33 | 36 |

| ICD 10 | DIAGNOSIS | AGE GROUP | | | TOTAL |
|----------------|---|------------|------------|---------|-------|
| | | 4-12 years | 13-18 Year | Over 18 | |
| K59.0 | Constipation | 29 | 1 | - | 30 |
| K27.9 | Peptic Ulcer | 6 | 3 | 1 | 10 |
| K50.9 | Crohn's Disease | 1 | 3 | - | 4 |
| K52.9 | Chronic Diarrhea | - | 1 | 1 | 2 |
| K90.0 | Celiac Disease | 1 | - | - | 1 |
| K58.9 | Irritable Bowel Syndrome (IBS) | - | - | 1 | 1 |
| L00-L99 | Diseases of the skin and Subcutaneous Tissue | | | | |
| L70 | Acne Vulgaris | 17 | 68 | 26 | 111 |
| L20.9 | Atopic Dermatitis | 36 | 18 | 1 | 55 |
| L23 | Contact Dermatitis | 17 | 9 | 3 | 29 |
| L85.3 | Xerosis | 15 | 2 | 3 | 20 |
| L50.9 | Urticaria | 10 | 7 | 2 | 19 |
| L63 | Alopecia Areata | 13 | 2 | 2 | 17 |
| L20.8 | Eczema | 9 | 4 | 2 | 15 |
| L40.9 | Psoriasis | 7 | 4 | - | 11 |
| L80 | Vitiligo | 11 | - | - | 11 |
| L30.0 | Pityriasis Alba | 10 | - | - | 10 |
| L73.9 | Folliculitis | 2 | 4 | 3 | 9 |
| L65.9 | Loss of Hair | 4 | 2 | 1 | 7 |
| L71.0 | Perioral dermatitis | 3 | 2 | - | 5 |
| L42 | Pityriasis rosea | 3 | - | 1 | 4 |
| L81.0 | Post inflammatory hyperpigmentation | 2 | 2 | - | 4 |
| L03.0 | Nail infections | 1 | 2 | - | 3 |
| L01.1 | Impetigo | 1 | 1 | - | 2 |
| L21 | Seborrheic Dermatitis | - | 1 | - | 1 |
| L28.0 | Lichen simplex chronicus | 1 | - | - | 1 |
| L28.2 | Prurigo | - | 1 | - | 1 |
| L44.0 | Pityriasis rubra pilaris | 1 | - | - | 1 |
| L44.2 | Lichen striatus | - | 1 | - | 1 |
| L51.9 | Erythema multiforme | 1 | - | - | 1 |
| L81 | Hyper pigmented patches | 1 | - | - | 1 |
| L85.9 | Hyperkeratosis | - | 1 | - | 1 |
| L91.0 | Keloids | - | 1 | - | 1 |
| L91.8 | Skin tags | - | 1 | - | 1 |
| L98.0 | Pyogenic granuloma | 1 | - | - | 1 |
| M00-M95 | Musculoskeletal system & Connective Tissue | | | | |
| M34.9 | Scleroderma | - | 2 | 1 | 3 |
| M8720/0 | Pigmented nevus | - | 1 | - | 1 |
| M79.1 | Myalgia | 1 | - | - | 1 |

| ICD 10 | DIAGNOSIS | AGE GROUP | | | TOTAL |
|----------------|---|-------------|-------------|-------------|--------------|
| | | 4-12 years | 13-18 Year | Over 18 | |
| N00-N99 | Genitourinary System | | | | |
| N32.8 | Irritable Bladder | 11 | 4 | - | 15 |
| N39.0 | Urinary Tract Infection(UTI) | 6 | 1 | 3 | 10 |
| N92.0 | Menorrhagia | - | 1 | - | 1 |
| Q00-Q99 | Congenital Malformation | | | | |
| Q21.0 | Ventricular Septal Defect(VSD) | 11 | - | - | 11 |
| Q87.1 | prader willi syndrome | 1 | - | - | 1 |
| Q90.9 | Down syndrome | 1 | - | - | 1 |
| R00-R99 | Symptoms, Sign and abnormal clinical | | | | |
| R04.0 | Epistaxis | 111 | 46 | 7 | 164 |
| R10.4 | Abdominal Pain | 19 | 2 | - | 21 |
| R01.0 | Murmer innoent | 13 | 2 | - | 15 |
| R45.6 | Violence | 8 | 3 | - | 11 |
| R56.8 | Seizures | 6 | 1 | - | 7 |
| R55 | Vasovagal Attack | 1 | 2 | - | 3 |
| R29.8 | Growing Pain | 2 | - | - | 2 |
| R53 | Fatigue | 2 | - | - | 2 |
| R62.8 | Failure to Thrive | 2 | - | - | 2 |
| S00-T98 | Injury, Poisoning | | | | |
| S05.8 | Corneal abrasion | 18 | - | 2 | 20 |
| T16 | Foreign body, Ear | 14 | 3 | 2 | 19 |
| S00.3 | Nasal trauma | 9 | 3 | - | 12 |
| S05.9 | Trauma, Eye | 4 | 1 | - | 5 |
| T74.9 | Child Abuse | 2 | - | - | 2 |
| T15.0 | Corneal Foreign body | 2 | - | - | 2 |
| T74.2 | Sexual Abuse | 1 | - | - | 1 |
| T15.1 | Foreign body sulcus subtarsalis | - | 1 | - | 1 |
| S95.9 | Soft Tissue Injury of the Foot | 1 | - | - | 1 |
| S83.0 | Patellar Dislocation | 1 | - | - | 1 |
| S05.0 | Conjunctival Tear | 1 | - | - | 1 |
| Z00-Z99 | Factors influency health Status | | | | |
| Z55.3 | Underachievement in school | 206 | 21 | - | 227 |
| Z71.1 | Normal Eye State(feard complaint unfounded) | 171 | 42 | 3 | 216 |
| Z71.1 | Anemia, Normal state(feard complaint unfounded) | 29 | 12 | 3 | 44 |
| Z55.2 | school failure | 10 | 2 | 2 | 14 |
| Z63.9 | Family Problems | 14 | - | - | 14 |
| Z55.4 | Maladusment,Educational(School Refusal) | 11 | - | - | 11 |
| Z96.1 | Pseudophakia | 1 | 2 | 5 | 8 |
| | TOTAL | 8036 | 3415 | 1046 | 12497 |

عدد الزيارات الى قسم الحوادث والطوارئ بمستشفى حمد العام ومستشفى الخور

حسب الجنسية والجنس

لعام ٢٠٠٨

NUMBER OF VISITS TO THE ACCIDENT AND EMERGENCY SECTION
OF THE HAMAD GENERAL HOSPITAL AND AL-KHOR HOSPITAL
DURING THE YEAR 2008

Table No. (31)

جدول رقم (٣١)

| MONTH | المجموع الكلي | المجموع Total | غير قطري Non Qatari | | المجموع Total | قطري Qatari | | الشهر |
|-------------------------------|---------------|---------------|---------------------|---------------|---------------|--------------|--------------|-------------------------|
| | Grand Total | | اناث Female | ذكور Male | | اناث Female | ذكور Male | |
| <u>HAMAD GENERAL HOSPITAL</u> | | | | | | | | |
| | | | | | | | | <u>مستشفى حمد العام</u> |
| January | 33962 | 25011 | 5632 | 19379 | 8951 | 4009 | 4942 | يناير |
| February | 33323 | 25312 | 5551 | 19761 | 8011 | 3604 | 4407 | فبراير |
| March | 38639 | 29307 | 6354 | 22953 | 9332 | 4265 | 5067 | مارس |
| April | 36509 | 27401 | 6141 | 21260 | 9108 | 4104 | 5004 | ابريل |
| May | 37140 | 28456 | 5894 | 22562 | 8684 | 4077 | 4607 | مايو |
| June | 34248 | 26279 | 5243 | 21036 | 7969 | 3676 | 4293 | يونيو |
| July | 35239 | 27791 | 5074 | 22717 | 7448 | 3376 | 4072 | يوليو |
| August | 37109 | 29679 | 5408 | 24271 | 7430 | 3304 | 4126 | اغسطس |
| September | 34092 | 25959 | 5778 | 20181 | 8133 | 3446 | 4687 | سبتمبر |
| October | 38945 | 29687 | 6894 | 22793 | 9258 | 4083 | 5175 | اكتوبر |
| November | 37372 | 28212 | 6409 | 21803 | 9160 | 3999 | 5161 | نوفمبر |
| December | 39061 | 29478 | 6703 | 22775 | 9583 | 4218 | 5365 | ديسمبر |
| TOTAL | 435639 | 332572 | 71081 | 261491 | 103067 | 46161 | 56906 | المجموع |
| <u>AL KHOR HOSPITAL</u> | | | | | | | | |
| | | | | | | | | <u>مستشفى الخور</u> |
| January | 5479 | 4580 | 328 | 4252 | 899 | 442 | 457 | يناير |
| February | 5407 | 4618 | 358 | 4260 | 789 | 376 | 413 | فبراير |
| March | 7074 | 5989 | 383 | 5606 | 1085 | 473 | 612 | مارس |
| April | 7462 | 6304 | 383 | 5921 | 1158 | 526 | 632 | ابريل |
| May | 7297 | 6128 | 409 | 5719 | 1169 | 529 | 640 | مايو |
| June | 7221 | 6186 | 402 | 5784 | 1035 | 486 | 549 | يونيو |
| July | 7901 | 6871 | 382 | 6489 | 1030 | 504 | 526 | يوليو |
| August | 8281 | 7351 | 395 | 6956 | 930 | 402 | 528 | اغسطس |

Table No. (31) contd....

تابع جدول رقم (٣١)

| MONTH | المجموع الكلي Grand Total | المجموع Total | غير قطري Non Qatari | | المجموع Total | قطري Qatari | | الشهر |
|--------------------|------------------------------|------------------|------------------------|---------------|------------------|----------------|--------------|----------------------|
| | | | اناث Female | ذكور Male | | اناث Female | ذكور Male | |
| September | 7825 | 6761 | 483 | 6278 | 1064 | 452 | 612 | سبتمبر |
| October | 8549 | 7264 | 497 | 6767 | 1285 | 538 | 747 | اكتوبر |
| November | 8386 | 7103 | 490 | 6613 | 1283 | 528 | 755 | نوفمبر |
| December | 8064 | 6703 | 550 | 6153 | 1361 | 584 | 777 | ديسمبر |
| Total | 88946 | 75858 | 5060 | 70798 | 13088 | 5840 | 7248 | المجموع |
| Grand Total | 524585 | 408430 | 76141 | 332289 | 116155 | 52001 | 64154 | المجموع الكلي |

عدد حالات الخروج من المستشفيات وعدد الوفيات حسب الوحدة الطبية والمستشفى

خلال الفترة (٢٠٠٢ - ٢٠٠٨)

NUMBER OF DISCHARGED CASES FROM HOSPITALS AND NUMBER OF DEATHS BY MEDICAL UNIT & HOSPITAL
DURING THE PERIOD (2002 - 2008)

Table No. (32)

جدول رقم (٣٢)

| MEDICAL UNIT | 2008 | | 2007 | | 2006 | | 2005 | | 2004 | | 2003 | | 2002 | | الوحدات الطبية |
|---------------------------------------|-------------------|-------------------------------|-------------------|-------------------------------|-------------------|-------------------------------|-------------------|-------------------------------|-------------------|-------------------------------|-------------------|-------------------------------|-------------------|-------------------------------|--------------------------------------|
| | الوفيات Deaths | حالات الخروج Discharged | الوفيات Deaths | حالات الخروج Discharged | الوفيات Deaths | حالات الخروج Discharged | الوفيات Deaths | حالات الخروج Discharged | الوفيات Deaths | حالات الخروج Discharged | الوفيات Deaths | حالات الخروج Discharged | الوفيات Deaths | حالات الخروج Discharged | |
| FIRST : HAMAD GENERAL HOSPITAL | | | | | | | | | | | | | | | أولاً : مستشفى حمد العام |
| 1) Pediatric | 7 | 4401 | 15 | 5823 | 12 | 5603 | 6 | 5368 | 8 | 5872 | 10 | 5856 | 5 | 5351 | ١) وحدة الأطفال |
| 2) Surgery | 12 | 10260 | 14 | 9614 | 100 | 12084 | 76 | 12124 | 58 | 12248 | 65 | 12051 | 49 | 12059 | ٢) وحدة الجراحة |
| 3) Medical | 115 | 7066 | 104 | 6791 | 107 | 6439 | 141 | 6407 | 152 | 7183 | 160 | 6973 | 157 | 6508 | ٣) وحدة الباطنية |
| 4) Intensive Care Unit | 498 | 1794 | 468 | 1863 | 418 | 648 | 374 | 651 | 338 | 601 | 349 | 406 | 354 | 369 | ٤) وحدة العناية المركزة |
| SUB TOTAL | 632 | 23521 | 601 | 24091 | 637 | 24774 | 597 | 24550 | 556 | 25904 | 584 | 25286 | 565 | 24287 | المجموع الفرعي |
| SECOND : RUMAIIAH HOSPITAL | | | | | | | | | | | | | | | ثانياً : مستشفى الرميلة |
| MEDICAL UNITS | | | | | | | | | | | | | | | الوحدات الباطنية |
| 5) Male Rehab/Geriatric | 8 | 15 | 9 | 32 | 12 | 27 | 17 | 23 | 14 | 35 | 8 | 57 | 25 | 75 | ٥) وحدة التأهيل والعجزة/رجال |
| 6) Female Rehab/Geriatric | 17 | 49 | 12 | 36 | 16 | 31 | 5 | 25 | 21 | 49 | 35 | 57 | 16 | 53 | ٦) وحدة التأهيل والعجزة/نساء |
| 7) Male/Female Rehab & Geriatric | 5 | 6 | 4 | 9 | 6 | 12 | 13 | 22 | - | - | - | - | - | - | ٧) وحدة التأهيل والعجزة (رجال ونساء) |
| 8) Long Term Care Unit | - | 1 | 2 | 1 | - | - | - | - | - | - | 4 | - | 4 | 3 | ٨) وحدة العناية /الطويلة |
| 9) T.B Unit | - | 166 | - | 122 | 0 | 125 | - | 117 | - | 85 | - | 97 | 1 | 68 | ٩) وحدة الدرن |

| MEDICAL UNIT | 2008 | | 2007 | | 2006 | | 2005 | | 2004 | | 2003 | | 2002 | | الوحدات الطبية |
|---------------------------------------|-----------|--------------|-----------|--------------|-----------|--------------|-----------|--------------|-----------|--------------|-----------|--------------|-----------|--------------|--|
| | الوفيات | حالات الخروج | الوفيات | حالات الخروج | الوفيات | حالات الخروج | الوفيات | حالات الخروج | الوفيات | حالات الخروج | الوفيات | حالات الخروج | الوفيات | حالات الخروج | |
| | Deaths | Discharged | Deaths | Discharged | Deaths | Discharged | Deaths | Discharged | Deaths | Discharged | Deaths | Discharged | Deaths | Discharged | |
| 10) Stroke | - | 194 | - | 130 | 0 | 127 | 1 | 105 | 1 | 77 | 2 | 64 | - | 68 | ١٠ وحدة جلطة الدماغ |
| 11) Social Baby Unit | - | - | - | - | - | - | - | - | - | - | - | - | - | 1 | ١١ وحدة الأطفال للقطاء |
| 12) Male Psychiatry Unit | - | 451 | - | 433 | 0 | 510 | - | 519 | - | 461 | - | 492 | - | 408 | ١٢ وحدة الطب النفسي/رجال |
| 13) Female Psychiatry Unit | - | 247 | - | 223 | 0 | 169 | - | 198 | - | 218 | - | 228 | - | 176 | ١٣ وحدة الطب النفسي/نساء |
| <u>SURGICAL UNITS</u> | | | | | | | | | | | | | | | |
| 14) Burns Unit | 0 | 216 | 0 | 198 | 3 | 196 | - | 234 | - | 204 | 1 | 188 | - | 169 | ١٤ وحدة الحروق |
| 15) Plastic Surgery/Male | - | 1164 | - | 879 | 1 | 827 | - | 770 | - | 780 | - | 665 | - | 671 | ١٥ جراحة تجميل/ذكور |
| 16) Plastic Surgery/Female | - | 784 | - | 786 | 0 | 726 | - | 697 | 2 | 703 | - | 656 | - | 616 | ١٦ جراحة تجميل/إناث |
| 17) Male Ophthalmology/E.N.T | - | 777 | - | 800 | 0 | 627 | - | 1740 | - | 1717 | - | 993 | 1 | 456 | ١٧ العيون لالانف والاذن والحنجرة (ذكور) |
| 18) Female Ophthalmology/E.N.T | - | 1028 | - | 1290 | 0 | 1130 | - | 1717 | - | 1717 | - | 265 | - | 558 | ١٨ العيون لالانف والاذن والحنجرة (إناث) |
| 19) Ped. Ophthalmology/E.N.T | - | - | - | - | - | - | - | - | - | - | - | 185 | - | 305 | ١٩ العيون لالانف والاذن والحنجرة (الأطفال) |
| 20) Intensive Care Unit (observation) | 1 | 131 | 1 | 103 | 0 | 24 | -- | -- | - | 12 | -- | -- | -- | -- | ٢٠ وحدة العناية المركزة |
| <u>PEDIATRIC</u> | | | | | | | | | | | | | | | |
| 21) Children Rehab Unit | 2 | 48 | 2 | 44 | 2 | 36 | - | 34 | 2 | 38 | 3 | 44 | 2 | 41 | ٢١ وحدة التأهيل/أطفال |
| SUB TOTAL | 33 | 5277 | 30 | 5086 | 40 | 4567 | 36 | 4484 | 40 | 4379 | 53 | 3991 | 49 | 3668 | المجموع الفرعي |

Table No.(32) contd...

| MEDICAL UNIT | 2008 | | 2007 | | 2006 | | 2005 | | 2004 | | 2003 | | 2002 | | الوحدات الطبية |
|--|-----------|--------------|-----------|--------------|-----------|--------------|-----------|--------------|-----------|--------------|-----------|--------------|-----------|--------------|--|
| | الوفيات | حالات الخروج | الوفيات | حالات الخروج | الوفيات | حالات الخروج | الوفيات | حالات الخروج | الوفيات | حالات الخروج | الوفيات | حالات الخروج | الوفيات | حالات الخروج | |
| | Deaths | Discharged | Deaths | Discharged | Deaths | Discharged | Deaths | Discharged | Deaths | Discharged | Deaths | Discharged | Deaths | Discharged | |
| THIRD: WOMEN'S HOSPITAL | | | | | | | | | | | | | | | ثالثاً : مستشفى النساء والولادة |
| 22) High Dependency | - | 12 | - | 27 | - | 18 | - | 21 | - | 27 | - | 28 | - | 19 | ٢٢) الإعتماد الكلي |
| 23) Antenatal | - | 5429 | - | 5595 | - | 4951 | - | 4802 | - | 4586 | - | 4122 | - | 4486 | ٢٣) قبل الولادة |
| 24) Postnatal | - | 7913 | - | 7391 | - | 7675 | - | 7418 | - | 7646 | - | 7206 | - | 6918 | ٢٤) بعد الولادة |
| 25) Day care Surgery | - | 1081 | - | 1030 | - | 982 | - | 845 | 1 | 661 | - | 569 | - | 579 | ٢٥) جراحة العناية اليومية |
| 26) Gynaecology | - | 2883 | - | 2864 | - | 2603 | - | 2676 | - | 2685 | 1 | 2461 | - | 2321 | ٢٦) أمراض النساء |
| 27) Antenatal & Postnatal | - | 2883 | - | 2883 | - | 3025 | - | 3000 | - | 3048 | - | 3093 | - | 3015 | ٢٧) قبل الولادة وبعد الولادة |
| 28) Private Rooms (Antenatal, Postnatal&GYN) | - | 3304 | 1** | 3301 | - | 3327 | - | 3101 | - | 2711 | - | 2808 | - | 2554 | ٢٨) غرفة خاصة (قبل وبعد الولادة وأمراض النساء) |
| 29) Labour Room* | - | 177 | 9 | 95 | - | 90 | - | 96 | - | 86 | - | 165 | - | 111 | ٢٩) غرفة الولادة* |
| 30) Neonatal Intensive Care | 83 | 1576 | 71 | 1776 | 65 | 1782 | 66 | 1644 | 78 | 1489 | 84 | 1538 | 69 | 1267 | ٣٠) العناية المركزة للأطفال |
| SUB TOTAL | 83 | 25258 | 81 | 24962 | 65 | 24453 | 66 | 23603 | 79 | 22939 | 85 | 21990 | 69 | 21270 | المجموع الفرعي |

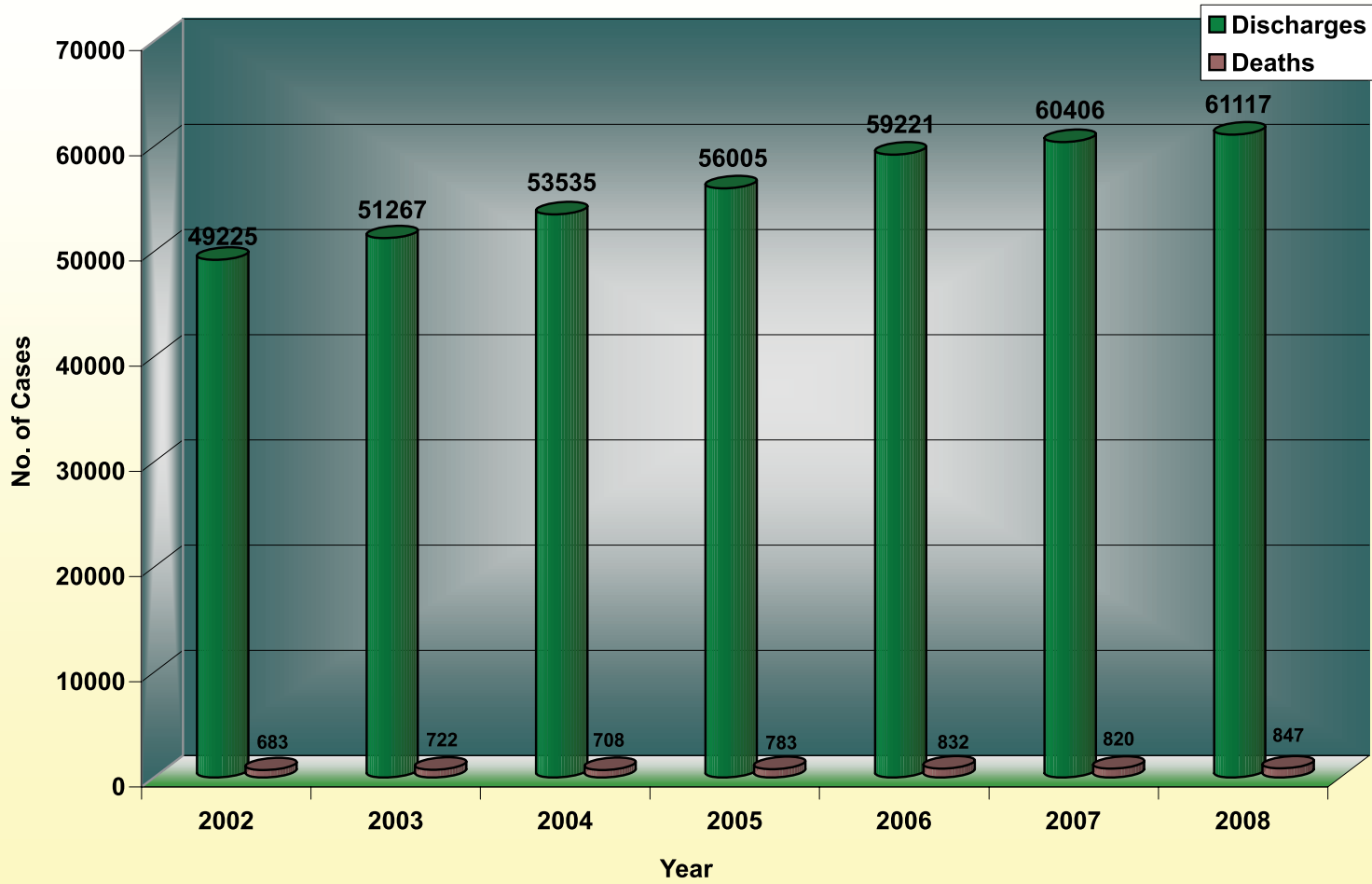
* Discharged directly home from Labour room.

** post natal death

الخروج المباشر الى البيت.*

| MEDICAL UNIT | 2008 | | 2007 | | 2006 | | 2005 | | 2004 | | 2003 | | 2002 | | الوحدات الطبية | | |
|----------------------------------|-------------------|-------------------------------|-------------------|-------------------------------|-------------------|-------------------------------|-------------------|-------------------------------|-------------------------|-------------------------------|-------------------|-------------------------------|-------------------|-------------------------------|-----------------------|--|---|
| | الوفيات Deaths | حالات الخروج Discharged | الوفيات Deaths | حالات الخروج Discharged | الوفيات Deaths | حالات الخروج Discharged | الوفيات Deaths | حالات الخروج Discharged | الوفيات Deaths | حالات الخروج Discharged | الوفيات Deaths | حالات الخروج Discharged | الوفيات Deaths | حالات الخروج Discharged | | | |
| FOURTH : AL AMAL HOSPITAL | 71 | 1401 | 89 | 1356 | 76 | 1079 | 79 | 968 | 33 | 313 | | | | | رابعاً : مستشفى الأمل | | |
| FIFTH : AL KHOR HOSPITAL | | | | | | | | | Opened in the year 2005 | | | | | | خامساً : مستشفى الخور | | |
| 31) Medical (Pediatrics) | - | 1221 | 0 | 939 | 0 | 667 | 0 | 248 | | | | | | | | | (٣١) الباطنية للأطفال |
| 32) Medical (Male and Female) | 5 | 892 | 2 | 847 | 1 | 932 | 1 | 588 | | | | | | | | | (٣٢) الباطنية (رجال ونساء) |
| 33) Surgical Unit | 1 | 1857 | 0 | 1723 | 0 | 1448 | 0 | 934 | | | | | | | | | (٣٣) وحدة الجراحة |
| 34) Medical Intensive Care Unit | 21 | 345 | 17 | 339 | 12 | 329 | 4 | 175 | | | | | | | | | (٣٤) وحدة العناية المركزة الطبية |
| 35) Obstetrics & Gynaecology | - | 1118 | 0 | 872 | 0 | 804 | 0 | 413 | | | | | | | | | (٣٥) أمراض النساء والتوليد |
| 36) Labour and delivery unit | - | 8 | 0 | 8 | 0 | 5 | 0 | 2 | | | | | | | | | (٣٦) مرحلة ما بعد العناية المركزة |
| 37) Neonatology Intensive Care | 1 | 219 | 0 | 183 | 1 | 163 | 0 | 40 | | | | | | | | | (٣٧) وحدة العناية المركزة (الاطفال الخدج) |
| SUB TOTAL | 28 | 5660 | 19 | 4911 | 14 | 4348 | 5 | 2400 | | | | | | | المجموع الفرعي | | |
| GRAND TOTAL | 847 | 61117 | 820 | 60406 | 832 | 59221 | 783 | 56005 | 708 | 53535 | 722 | 51267 | 683 | 49225 | المجموع الكلي | | |

NUMBER OF DISCHARGED CASES FROM HOSPITALS OF HAMAD MEDICAL CORPORATION
AND NUMBER OF DEATHS DURING THE PERIOD (2002 - 2008)



عدد الإصابات بالدرن المسجلة * حسب فئة العمر
(خلال عام ٢٠٠٨)

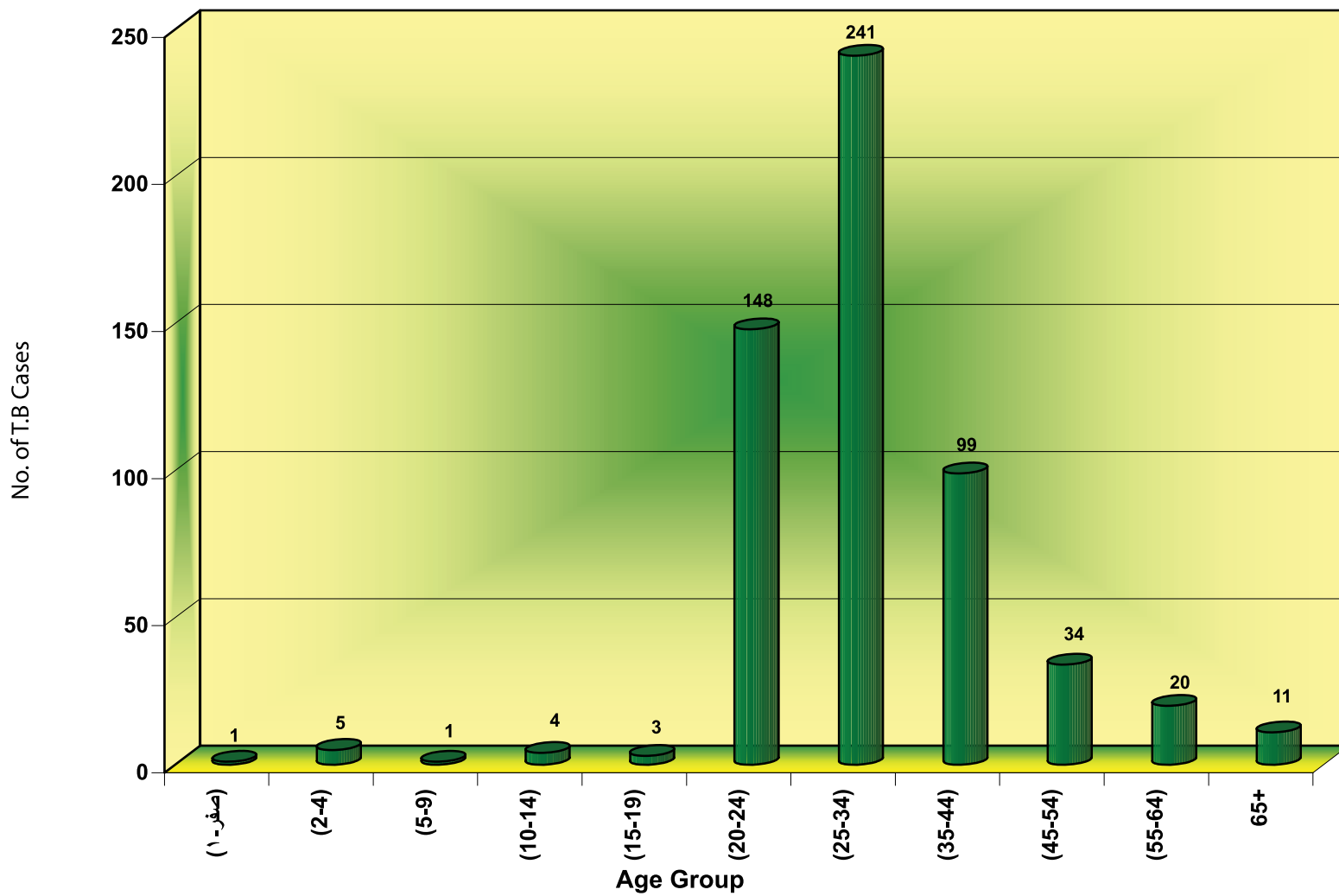
NUMBER OF REGISTERED T.B CASES
BY AGE GROUP
(DURING THE YEAR 2008)

Table No. (33)

جدول رقم (٣٣)

| AGE GROUP | TOTAL | | EXTRA PULMONARY TB | PULMONARY TB | فئة العمر |
|--------------|--------------|-----------------|-----------------------|---------------|----------------|
| | % | العدد NUMBER | التدرن غير الرنوى | التدرن الرنوى | |
| (0 – 1) | 0.2 | 1 | 1 | - | (صفر-١) |
| (2 – 4) | 0.9 | 5 | 2 | 3 | (٢-٤) |
| (5 – 9) | 0.2 | 1 | 1 | - | (٥-٩) |
| (10 – 14) | 0.7 | 4 | 2 | 2 | (١٠-١٤) |
| (15 – 19) | 0.5 | 3 | 1 | 2 | (١٥-١٩) |
| (20 – 24) | 26.1 | 148 | 64 | 84 | (٢٠-٢٤) |
| (25 – 34) | 42.5 | 241 | 117 | 124 | (٢٥-٣٤) |
| (35 – 44) | 17.5 | 99 | 49 | 50 | (٣٥-٤٤) |
| (45 – 54) | 6.0 | 34 | 8 | 26 | (٤٥-٥٤) |
| (55 – 64) | 3.5 | 20 | 5 | 15 | (٥٥-٦٤) |
| 65 + | 1.9 | 11 | 4 | 7 | ٦٥ سنة فاكثر |
| TOTAL | 100.0 | 567 | 254 | 313 | المجموع |

NUMBER OF REGISTERED T.B CASES BY AGE GROUP DURING THE YEAR 2008



عدد الإصابات بالدرن* المسجلة حسب الجنسية

خلال الفترة (٢٠٠٨ - ٢٠٠١)

NUMBER OF REGISTERED T.B* CASES BY NATIONALITY

DURING THE PERIOD (2001 - 2008)

Table No. (34)

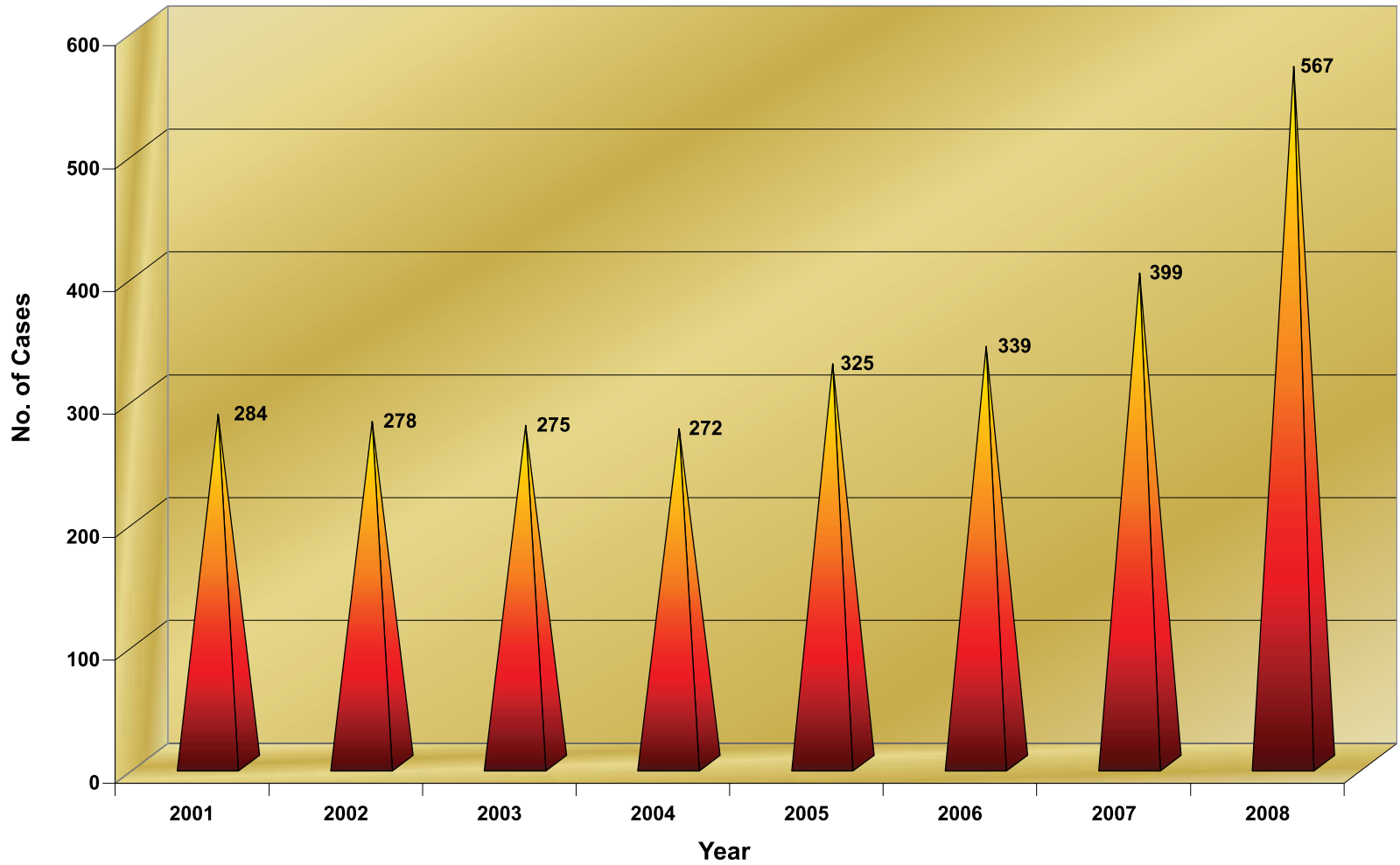
جدول رقم (٣٤)

| NATIONALITY | No. of cases | | | | | | | | الجنسية |
|----------------|--------------|------------|------------|------------|------------|------------|------------|------------|------------------|
| | 2008 | 2007 | 2006 | 2005 | 2004 | 2003 | 2002 | 2001 | |
| 1) Nepali | 221 | 164 | 95 | 98 | 63 | 63 | 55 | 37 | (١) نيبالي |
| 2) Indian | 149 | 87 | 83 | 75 | 57 | 54 | 75 | 70 | (٢) هندي |
| 3) Philipinos | 49 | 33 | 25 | 14 | 20 | 18 | 18 | 15 | (٣) فلبيني |
| 4) Qatari | 24 | 17 | 31 | 35 | 30 | 48 | 36 | 49 | (٤) قطري |
| 5) Indonesian | 17 | 16 | 19 | 17 | 24 | 18 | 14 | 14 | (٥) اندونيسي |
| 6) Ethiopians | 15 | 16 | 10 | 7 | 3 | - | 8 | 3 | (٦) اثيوبي |
| 7) Bangladeshi | 19 | 14 | 20 | 23 | 21 | 25 | 19 | 23 | (٧) بنغالي |
| 8) Pakistani | 24 | 14 | 12 | 14 | 19 | 18 | 23 | 29 | (٨) باكستاني |
| 9) Srilankan | 9 | 9 | 9 | 10 | 9 | 8 | 5 | 4 | (٩) سريلانكي |
| 10) Iranian | 2 | 2 | 9 | 2 | 3 | 5 | 3 | 3 | (١٠) ايراني |
| 11) Sudanese | 8 | 6 | 1 | 7 | 4 | 5 | 5 | 15 | (١١) سوداني |
| 12) Somalian | 1 | 2 | 4 | 3 | 4 | 1 | - | 2 | (١٢) صومالي |
| 13) Egyptian | 2 | 1 | 5 | 3 | 1 | 1 | 5 | 2 | (١٣) مصري |
| 14) Yemani | 4 | - | 5 | - | - | - | - | - | (١٤) يمني |
| 15) Saudi | 1 | - | - | 1 | 1 | 4 | 2 | 1 | (١٥) سعودي |
| 16) Others | 22 | 18 | 11 | 16 | 13 | 7 | 10 | 17 | (١٦) جنسيات اخرى |
| TOTAL | 567 | 399 | 339 | 325 | 272 | 275 | 278 | 284 | المجموع |

* includes pulmonary and extra pulmonary cases

*رئوي وغير رئوي

NUMBER OF REGISTERED T.B CASES BY YEAR DURING THE PERIOD (2001 - 2008)



عدد العمليات الجراحية التي أجريت (في غرف العمليات) بمؤسسة حمد الطبية حسب المستشفى ونوع العملية لعام ٢٠٠٨م

NUMBER OF SURGICAL OPERATIONS CARRIED OUT IN THE OPERATION THEATRE

OF HAMAD MEDICAL CORPORATION BY HOSPITAL & TYPE OF OPERATION DURING THE YEAR 2008

Table No. (35)

جدول رقم (٣٥)

| Type of Surgery | المجموع TOTAL | غير قطري Non-Qatari | | قطري Qatari | | مستعجلة EMER | غير مستعجلة ELEC | نوع العملية |
|----------------------------|------------------|------------------------|--------------|----------------|--------------|-----------------|---------------------|-------------------------|
| | | اناث Female | ذكور Male | اناث Female | ذكور Male | | | |
| (A) HAMAD GENERAL HOSPITAL | | | | | | | | أولا : مستشفى حمد العام |
| 1) General Surgery | 6265 | 1137 | 3613 | 845 | 670 | 3125 | 3140 | (١) جراحة عامة |
| 2) Orthopedic | 2427 | 324 | 1601 | 163 | 339 | 1741 | 686 | (٢) عظام |
| 3) Pediatric | 1578 | 194 | 860 | 105 | 419 | 371 | 1207 | (٣) أطفال |
| 4) Urology | 1563 | 113 | 1233 | 56 | 161 | 335 | 1228 | (٤) مسالك بولية |
| 5) Cardiology | 785 | 167 | 448 | 88 | 82 | 169 | 616 | (٥) القلب |
| 6) Neurosurgery | 656 | 103 | 454 | 54 | 45 | 308 | 348 | (٦) أعصاب |
| 7) Maxillo Facial Surgery | 220 | 30 | 130 | 27 | 33 | 71 | 149 | (٧) جراحة الوجه والفك |
| 8) Others | 13 | 6 | 0 | 5 | 2 | 7 | 6 | (٨) أخرى |
| Total | 13507 | 2074 | 8339 | 1343 | 1751 | 6127 | 7380 | المجموع |

Table No.(35) contd...

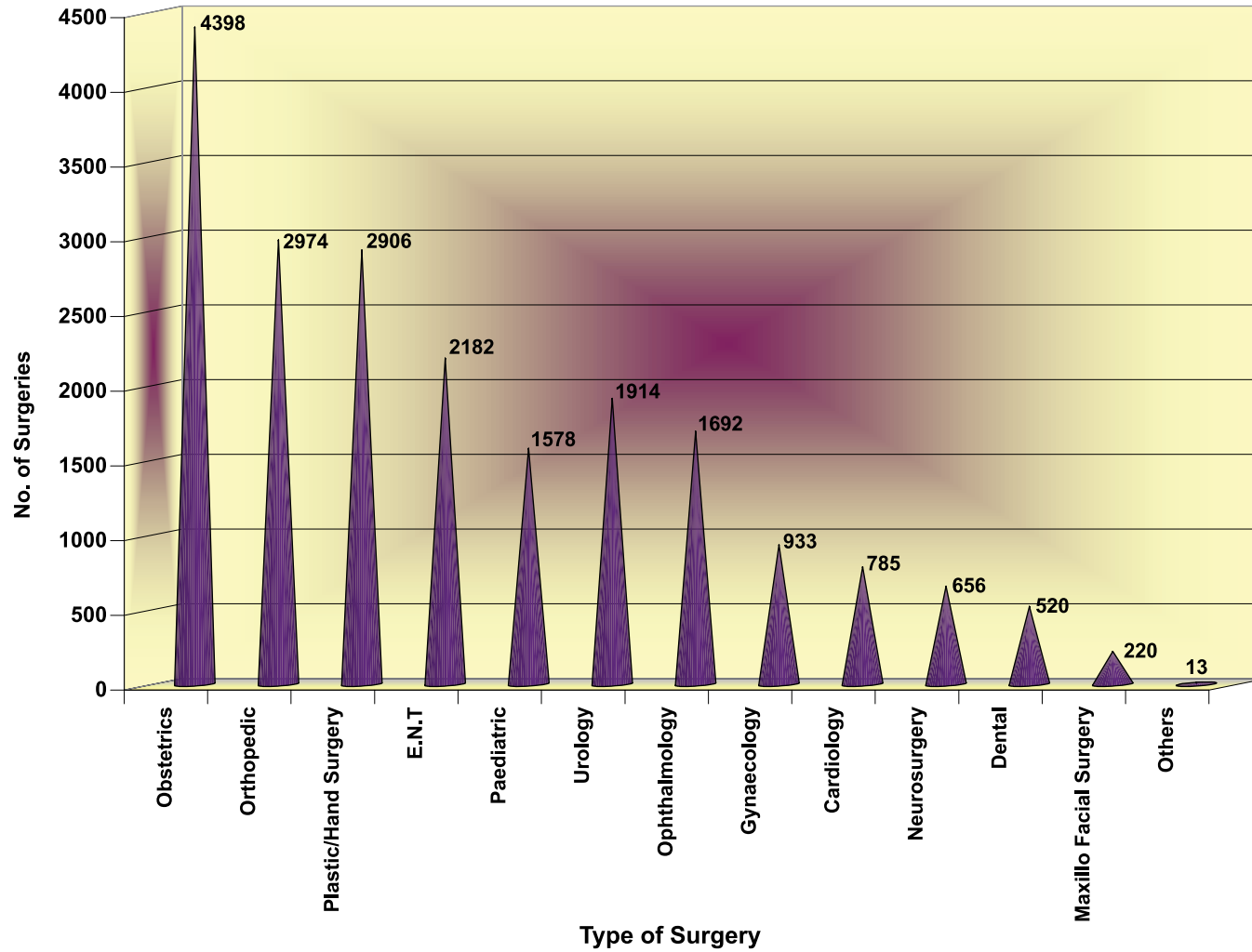
تابع جدول رقم (٣٥)

| Type of Surgery | المجموع TOTAL | غير قطري Non-Qatari | | قطري Qatari | | مستعجلة EMER | غير مستعجلة ELEC | نوع العملية |
|-------------------------------|------------------|---------------------|--------------|----------------|--------------|-----------------|---------------------|--|
| | | اناث Female | ذكور Male | اناث Female | ذكور Male | | | |
| <u>(B) WOMEN'S HOSPITAL</u> | | | | | | | | |
| 9) Obstetrics | | | | | | | | <u>ثانياً: مستشفى النساء والولادة</u> ٩) حالات الولادة |
| Major | 3182 | 1879 | - | 1303 | - | 2045 | 1137 | العمليات الكبرى |
| Minor | 1051 | 673 | - | 378 | - | 966 | 85 | العمليات الصغرى |
| 10) Gynaecology | | | | | | | | <u>١٠) حالات الأمراض النسائية</u> |
| Major | 461 | 291 | - | 170 | - | 127 | 334 | العمليات الكبرى |
| Minor | 401 | 245 | - | 156 | - | 61 | 340 | العمليات الصغرى |
| Total | 5095 | 3088 | - | 2007 | - | 3199 | 1896 | المجموع |
| <u>(C) RUMAILLAH HOSPITAL</u> | | | | | | | | |
| 11) E.N.T | 1931 | 365 | 729 | 343 | 494 | 217 | 1714 | <u>ثالثاً: مستشفى الرميلة</u> ١١) الانف والأذن والحنجرة |
| 12) Plastic/Hand Surgery | 2691 | 410 | 1426 | 568 | 287 | 949 | 1742 | ١٢) تجميل |
| 13) Ophthalmology | 1651 | 314 | 826 | 232 | 279 | 250 | 1401 | ١٣) عيون |
| 14) Oral | 520 | 91 | 81 | 170 | 178 | - | 520 | ١٤) الأسنان |
| Total | 6793 | 1180 | 3062 | 1313 | 1238 | 1416 | 5377 | المجموع |

Table No.(35) contd...

| Type of Surgery | المجموع TOTAL | غير قطري Non-Qatari | | قطري Qatari | | مستعجلة EMER | غير مستعجلة ELEC | نوع العملية |
|------------------------------|------------------|---------------------|--------------|----------------|--------------|-----------------|---------------------|---------------------------|
| | | اناث Female | ذكور Male | اناث Female | ذكور Male | | | |
| (D) AL KHOR HOSPITAL | | | | | | | | رابعاً : مستشفى الخور |
| 15) General Surgery | 1071 | 77 | 812 | 101 | 81 | 593 | 478 | ١٥) جراحة عامة |
| 16) Orthopedics | 547 | 54 | 423 | 21 | 49 | 197 | 350 | ١٦) عظام |
| 17) Urology | 351 | 54 | 235 | 10 | 52 | 48 | 303 | ١٧) المسالك البولية |
| 18) E.N.T | 251 | 46 | 137 | 26 | 42 | 53 | 198 | ١٨) الأنف والأذن والحنجرة |
| 19) Plastic Surgery | 215 | 31 | 103 | 63 | 18 | 69 | 146 | ١٩) جراحة تجميلية |
| 20) Obstetrics & Gynaecology | 236 | 158 | 3 | 73 | 2 | 157 | 79 | ٢٠) النساء والولادة |
| 21) Ophthalmology | 41 | 3 | 37 | - | 1 | 16 | 25 | ٢١) عيون |
| Total | 2712 | 423 | 1750 | 294 | 245 | 1133 | 1579 | المجموع |
| GRAND TOTAL | 28107 | 6765 | 13151 | 4957 | 3234 | 11875 | 16232 | المجموع الكلي |

**NUMBER OF SURGICAL OPERATIONS CARRIED OUT IN THE OPERATION THEATRES OF
HAMAD MEDICAL CORPORATION BY TYPE OF SURGERY DURING THE YEAR 2008**



**عدد العمليات الجراحية التي أجريت (فى غرف العمليات) بمؤسسة حمد الطبية حسب نوع العملية
خلال الفترة (٢٠٠١ - ٢٠٠٨ م)**

**NUMBER OF SURGICAL OPERATIONS CARRIED OUT IN THE OPERATION THEATRE
OF THE HAMAD MEDICAL CORPORATION BY TYPE OF OPERATION
DURING THE PERIOD (2001 - 2008)**

Table No. (36)

جدول رقم (٣٦)

| TYPE OF SURGERY | No. of Surgeries | | | | | | | | نوع العملية |
|----------------------------|------------------|--------------|-------------|-------------|-------------|-------------|-------------|-------------|-----------------------|
| | 2008 | 2007 | 2006 | 2005 | 2004 | 2003 | 2002 | 2001 | |
| (A) HAMAD GENERAL HOSPITAL | | | | | | | | | (أ) مستشفى حمد العام |
| 1) General Surgery | 6265 | 6110 | 4500 | 3751 | 3561 | 3809 | 3355 | 3218 | (١) جراحة عامة |
| 2) Orthopedics | 2427 | 2506 | 2241 | 2106 | 2139 | 2294 | 2261 | 2115 | (٢) عظام |
| 3) Pediatrics | 1578 | 1684 | 795 | 538 | 522 | 602 | 644 | 638 | (٣) أطفال |
| 4) Urology | 1563 | 1388 | 1144 | 1121 | 1086 | 1038 | 950 | 880 | (٤) مسالك بولية |
| 5) Cardiology | 785 | 721 | 572 | 460 | 1067 | 647 | 566 | 623 | (٥) القلب |
| 6) Neurosurgery | 656 | 575 | 486 | 468 | 455 | 420 | 407 | 402 | (٦) جراحة الأعصاب |
| 7) Maxillo facial Surgery | 220 | 204 | 192 | 184 | 196 | 155 | - | - | (٧) جراحة الوجه والفك |
| 8) Endoscopy | - | - | - | 1 | 2 | ** | ** | ** | (٨) منظار المعدة |
| 9) Others | 13 | 18 | 5 | 4 | 6 | 9 | 5 | 23 | (٩) أخرى |
| TOTAL | 13507 | 13206 | 9935 | 8633 | 9034 | 8974 | 8188 | 7899 | المجموع |

**No endoscopy during this period.

** لا يوجد منظار خلال تلك الفترة .

Table No. (36) contd...

تابع جدول رقم (٣٦)

| TYPE OF SURGERY | No. of Surgeries | | | | | | | | نوع العملية | |
|-------------------------------|------------------|-------------|-------------|-------------|-------------|-------------|-------------|-------------|-------------|-----------------------------------|
| | 2008 | 2007 | 2006 | 2005 | 2004 | 2003 | 2002 | 2001 | | |
| <u>(B) WOMEN'S HOSPITAL</u> | | | | | | | | | | <u>(ب) مستشفى النساء والولادة</u> |
| 10) Obstetrics | 4233 | 3866 | 3863 | 4040 | 3895 | 3979 | 4014 | 3700 | | ١٠ توليد |
| 11) Gynaecology | 862 | 876 | 1015 | 1186 | 1211 | 1201 | 1077 | 896 | | ١١ نسائية |
| TOTAL | 5095 | 4742 | 4878 | 5226 | 5106 | 5180 | 5091 | 4596 | | المجموع |
| <u>(C) RUMAILLAH HOSPITAL</u> | | | | | | | | | | <u>(ج) مستشفى الرميله</u> |
| 12) E.N.T | 1931 | 2150 | 1926 | 1837 | 1821 | 1570 | 1510 | 1459 | | ١٢ أنف وأذن وحنجرة |
| 13) Plastic/hand Surgery | 2691 | 2441 | 2183 | 1993 | 2160 | 1999 | 1692 | 1656 | | ١٣ جراحة تجميلية |
| 14) Ophthalmology | 1651 | 1533 | 1293 | 1443 | 1364 | 1346 | 1421 | 1354 | | ١٤ عيون |
| 15) Dental | 520 | 505 | 466 | 480 | 539 | 525 | 636 | 594 | | ١٥ أسنان |
| TOTAL | 6793 | 6629 | 5868 | 5753 | 5884 | 5440 | 5259 | 5063 | | المجموع |

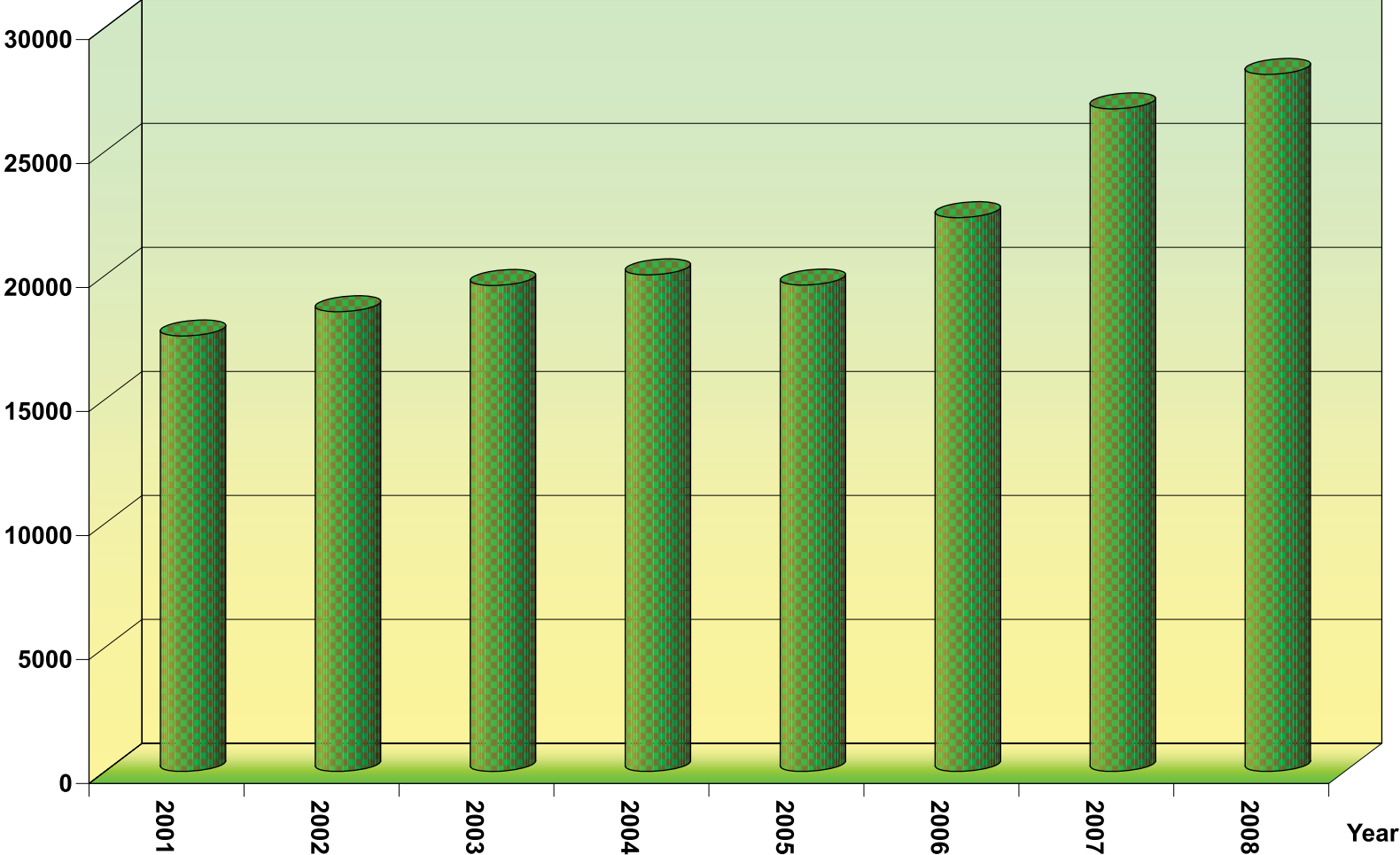
Table No. (36) contd...

تابع جدول رقم (٣٦)

| TYPE OF SURGERY | No. of Surgeries | | | | | | | | نوع العملية | |
|------------------------------|------------------|-------|-------|-------|-------|-------|-------|-------|-------------|---------------------------|
| | 2008 | 2007 | 2006 | 2005 | 2004 | 2003 | 2002 | 2001 | | |
| (D) AI-KHOR HOSPITAL | | | | | | | | | | (د) مستشفى الخور |
| 16) General Surgery | 1071 | 871 | 641 | - | - | - | - | - | - | ١٦) جراحة عامة |
| 17) Orthopedics | 547 | 491 | 414 | - | - | - | - | - | - | ١٧) عظام |
| 18) Urology | 351 | 242 | 187 | - | - | - | - | - | - | ١٨) المسالك البولية |
| 19) Plastic Surgery | 215 | 157 | 118 | - | - | - | - | - | - | ١٩) جراحة تجميلية |
| 20) E.N.T | 251 | 227 | 133 | - | - | - | - | - | - | ٢٠) الأنف والاذن والحنجرة |
| 21) Obstetrics & Gynaecology | 236 | 122 | 2 | - | - | - | - | - | - | ٢١) النساء والولادة |
| 22) Ophthalmology | 41 | 31 | 28 | - | - | - | - | - | - | ٢٢) عيون |
| 23) Neuro Surgery | - | - | 126 | - | - | - | - | - | - | ٢٣) جراحة الأعصاب |
| TOTAL | 2712 | 2141 | 1649 | - | - | - | - | - | - | المجموع |
| GRAND TOTAL | 28107 | 26718 | 22330 | 19612 | 20024 | 19594 | 18538 | 17558 | | المجموع الكلي |

**NUMBER OF SURGERIES DONE IN THE OPERATION THEATRES
OF THE HAMAD MEDICAL CORPORATION DURING THE PERIOD (2001 - 2008) BY YEAR**

Number of surgeries



عدد الحالات بوحدة العناية اليومية بمؤسسة حمد الطبية

حسب الجنسية ونوع الحالات لعام ٢٠٠٨م

NUMBER OF CASES ATTENDED IN DAY CARE UNITS OF HAMAD MEDICAL CORPORATION

BY NATIONALITY AND TYPE OF CASES DURING THE YEAR 2008

Table No.(37)

جدول رقم (٣٧)

| Type of Cases | المجموع TOTAL | الجنسية NATIONALITY | | نوع الحالات |
|-----------------------------------|------------------|------------------------|----------------|-----------------------------|
| | | غير قطري NON QATARI | قطري QATARI | |
| <u>(A) HAMAD GENERAL HOSPITAL</u> | | | | <u>(أ) مستشفى حمد العام</u> |
| 1) General Surgery | 1221 | 988 | 233 | ١) جراحة عامة |
| 2) Cath lab (Card. Angio) | 717 | 658 | 59 | ٢) قسطرة القلب |
| 3) Urology | 554 | 496 | 58 | ٣) مسالك بولية |
| 4) Circumcision (pediatric) | 541 | 343 | 198 | ٤) الختان (أطفال) |
| 5) I & D Cases | 528 | 432 | 96 | ٥) فتح وتصريف الخراج |
| 6) Pediatric Surgery | 268 | 151 | 117 | ٦) جراحة الأطفال |
| 7) Orthopedics | 180 | 149 | 31 | ٧) جراحة العظام |
| 8) Radiology | 88 | 72 | 16 | ٨) الأشعة |
| 9) Cardiac surgery | 70 | 58 | 12 | ٩) جراحة القلب |
| 10) Vascular Surgery | 57 | 43 | 14 | ١٠) جراحة الأوعية الدموية |
| 11) Neuro-surgery | 38 | 26 | 12 | ١١) جراحة الأعصاب |
| 12) Circumcision (adult) | 34 | 33 | 1 | ١٢) الختان (كبار) |
| 13) Pain clinic | 8 | 3 | 5 | ١٣) عيادة الآلام |
| 14) Neurology | 2 | 1 | 1 | ١٤) الأعصاب |
| 15) Anaesthesia | 1 | 0 | 1 | ١٥) التخدير |
| TOTAL | 4307 | 3453 | 854 | المجموع |
| <u>(B) WOMEN'S HOSPITAL</u> | | | | <u>(ب) مستشفى النساء</u> |
| 16) Baby Circumcision | 6240 | 3614 | 2626 | ١٦) الختان (أطفال) |
| 17) Hysteroscopy D & C | 141 | 79 | 62 | ١٧) منظار الرحم |
| 18) Laparoscopy | 55 | 42 | 13 | ١٨) منظار البطن |
| 19) Posterior Repair | 28 | 5 | 23 | ١٩) إصلاح خلفي |
| 20) Removal of loop | 19 | 14 | 5 | ٢٠) إزالة اللولب |

Table No. (37) contd....

تابع جدول رقم (٣٧)

| Type of Cases | المجموع TOTAL | الجنسية NATIONALITY | | نوع الحالات |
|---|------------------|------------------------|----------------|--------------------------------|
| | | غير قطري NON QATARI | قطري QATARI | |
| 21) Laproscopy, Ovarian Cystectomy | 18 | 10 | 8 | ٢١) كي المبايض بالمنظار |
| 22) Murspolozation | 17 | 10 | 7 | ٢٢) عمل جيببي |
| 23) Insertion of loop | 14 | 4 | 10 | ٢٣) إدخال اللولب |
| 24) Dilation & Currettage | 11 | 8 | 3 | ٢٤) توسيع مع الكحت |
| 25) Hysteroscopy, endometrial | 10 | 5 | 5 | ٢٥) إستئصال الرحم |
| 26) Laproscopy & dye test | 8 | 5 | 3 | ٢٦) منظار البطن |
| 27) Laproscopy & hysteroscopy | 4 | 2 | 2 | ٢٧) منظار البطن والرحم |
| 28) Coloposcopy | 3 | 1 | 2 | ٢٨) تنظيف المهبل |
| 29) Hysteroscopy , Myomectomy | 3 | 2 | 1 | ٢٩) استئصال رحم ليفي في الرحم |
| 30) EUA (Examination under anaesthesia) | 3 | 2 | 1 | ٣٠) تحت التخدير |
| 31) Excision of Labial Swelling | 2 | 2 | - | ٣١) الإستئصال |
| 32) I & D of Hymen Cyst | 2 | 2 | - | ٣٢) فتح وتنظيف كيسه بالمهبل |
| 33) Endometrial Resection | 2 | 1 | 1 | ٣٣) إستئصال جزء من بطانة الرحم |
| 34) Cryocautery | 1 | 1 | - | ٣٤) كي عنق الرحم بالتبريد |
| 35) Others | 45 | 28 | 17 | ٣٥) غيرهم |
| GRAND TOTAL | 6626 | 3837 | 2789 | المجموع |
| (C) RUMAILLAH HOSPITAL | | | | (ج) مستشفى الرميله |
| 36) Ophthalmology | 1330 | 814 | 516 | ٣٦) جراحة العيون |
| 37) Plastic Surgery | 1003 | 638 | 365 | ٣٧) جراحة تجميلية |
| 38) E.N.T | 822 | 437 | 385 | ٣٨) أنف وأذن وحنجرة |
| 39) Dental* | 514 | 249 | 265 | ٣٩) جراحة الأسنان |
| TOTAL | 3669 | 2138 | 1531 | المجموع |

* includes maxillofacial surgery

*يشمل جراحة الوجه والفك

Table No. (37) contd....

تابع جدول رقم (٣٧)

| Type of Cases | المجموع TOTAL | NATIONALITY الجنسية | | نوع الحالات |
|------------------------------|------------------|------------------------|----------------|---------------------------|
| | | غير قطري NON QATARI | قطري QATARI | |
| <u>(D) AL KHOR HOSPITAL</u> | | | | <u>(د) مستشفى الخور</u> |
| 40) Orthopedics | 177 | 147 | 30 | ٤٠) جراحة العظام |
| 41) General surgery | 270 | 251 | 19 | ٤١) جراحة عامة |
| 42) Plastic Surgery | 152 | 133 | 19 | ٤٢) جراحة تجميلية |
| 43) Urology | 89 | 85 | 4 | ٤٣) مسالك بولية |
| 44) E.N.T | 8 | 4 | 4 | ٤٤) الانف والاذن والحنجرة |
| 45) Radiology | 8 | 6 | 2 | ٤٥) الاشعة |
| 46) Ophthalmology | 3 | 2 | 1 | ٤٦) جراحة العيون |
| 47) Gynaecology & Obstetrics | 1 | 1 | - | ٤٧) أمراض النساء والولادة |
| TOTAL | 708 | 629 | 79 | المجموع |
| GRAND TOTAL | 15310 | 10057 | 5253 | المجموع الكلي |

عدد الحالات بوحدة العناية اليومية بمؤسسة حمد الطبية
حسب نوع الحالات خلال الفترة (٢٠٠١- ٢٠٠٨)

NUMBER OF CASES ATTENDED IN DAY CARE UNITS OF THE HAMAD MEDICAL CORPORATION

BY TYPE OF CASES DURING THE PERIOD(2001 - 2008)

Table No.(38)

جدول رقم (٣٨)

| Type of Cases | No. of Cases | | | | | | | | نوع الحالات |
|-----------------------------|--------------|------|------|------|------|------|------|------|----------------------------|
| | 2008 | 2007 | 2006 | 2005 | 2004 | 2003 | 2002 | 2001 | |
| (A) HAMAD GENERAL HOSPITAL | | | | | | | | | (١) مستشفى حمد العام |
| 1) General Surgery | 1221 | 1336 | 1372 | 1322 | 1481 | 1383 | 1078 | 985 | (١) جراحة عامة |
| 2) Cath lab | 717 | 711 | 689 | 634 | 601 | 559 | 487 | 253 | (٢) قسطرة القلب |
| 3) Urology | 554 | 479 | 550 | 520 | 611 | 547 | 519 | 386 | (٣) مسالك بولية |
| 4) Circumcision (pediatric) | 541 | 608 | 474 | 586 | 599 | 727 | 649 | 622 | (٤) الختان (أطفال) |
| 5) I & D Cases | 528 | 396 | 562 | 910 | 964 | 954 | 721 | 585 | (٥) فتح وتصريف الخراج |
| 6) Pediatric Surgery | 268 | 360 | 342 | 398 | 419 | 598 | 343 | 331 | (٦) جراحة الأطفال |
| 7) Orthopedics | 180 | 178 | 303 | 321 | 431 | 473 | 449 | 398 | (٧) جراحة العظام |
| 8) Radiology | 88 | 138 | 107 | 112 | 106 | 75 | 75 | - | (٨) الأشعة |
| 9) Cardiac surgery | 70 | 58 | 48 | 89 | 54 | 78 | 24 | 33 | (٩) جراحة القلب |
| 10) Vascular surgery | 57 | - | - | - | - | - | - | - | (١٠) جراحة الأوعية الدموية |
| 11) Neuro-surgery | 38 | 17 | 15 | 14 | 18 | 19 | 18 | 23 | (١١) جراحة الأعصاب |
| 12) Circumcision (adult) | 34 | 33 | 57 | 37 | 78 | 58 | 58 | 62 | (١٢) الختان (كبار) |
| 13) Pain clinic | 8 | 9 | 15 | 20 | 23 | 45 | 52 | 42 | (١٣) عيادة الآلام |
| 14) Neurology | 2 | 11 | 6 | 13 | 19 | 19 | - | - | (١٤) الأعصاب |

| Type of Cases | No. of Cases | | | | | | | | نوع الحالات |
|------------------------------------|--------------|-------------|-------------|-------------|-------------|-------------|-------------|-------------|-----------------------------------|
| | 2008 | 2007 | 2006 | 2005 | 2004 | 2003 | 2002 | 2001 | |
| 15) Anesthesia | 1 | 2 | 2 | 13 | 31 | 16 | 32 | - | (١٥) التخدير |
| 16) Kidney transplant | - | 5 | - | - | - | - | - | - | (١٦) زراعة الكلى |
| 17) Endocrinology | - | 2 | 5 | 8 | 7 | 2 | 4 | 22 | (١٧) أمراض الغدد الصماء |
| 18) Dermatology | - | 1 | 5 | 5 | 8 | 5 | 1 | 2 | (١٨) الجلد |
| 19) Maxillo facial Surgery | - | - | 1 | 7 | 11 | - | - | - | (١٩) جراحة الوجه والفك |
| 20) Dental* | - | - | - | 1 | - | 4 | - | 2 | (٢٠) الأسنان * |
| 21) Renal Dialysis | - | - | - | - | 1 | - | 16 | 15 | (٢١) غسيل الكلى |
| 22) Plastic Surgery* | - | - | - | - | - | 1 | - | - | (٢٢) جراحة تجميلية* |
| 23) Echo Lab | - | - | - | - | - | 1 | - | - | (٢٣) مختبرات فحص صوتيات القلب |
| 24) E.N.T* | - | - | - | - | - | - | 1 | - | (٢٤) الأنف والأذن والحنجرة* |
| 25) Others | - | - | - | - | - | 1 | 2 | 57 | (٢٥) أخرى |
| TOTAL | 4307 | 4344 | 4553 | 5010 | 5462 | 5565 | 4529 | 3818 | المجموع |
| (B) WOMEN'S HOSPITAL | | | | | | | | | (ب) مستشفى النساء والولادة |
| 26) Baby Circumscision | 6240 | 6036 | 5810 | 5699 | 5741 | 5572 | 5206 | 5127 | (٢٦) الختان (الاطفال) |
| 27) Hysteroscopy and D&C | 141 | 207 | 164 | 136 | 166 | 150 | 94 | 42 | (٢٧) تنظيف الرحم مع توسيع الكحت |
| 28) Laproscopy | 55 | 66 | 39 | 120 | 108 | 109 | 45 | 57 | (٢٨) منظار البطن |
| 29) Posterior Repair | 28 | 49 | 6 | - | - | - | - | - | (٢٩) اصلاح خلفي |
| 30) Laproscopy, ovarian cystectomy | 18 | 80 | 19 | - | - | - | - | - | (٣٠) المنظار, ازاله تكيس المبايض |

* transferred to Rumallah Hospital

* انتقلت الى مستشفى الرميلة

Table No. (38) contd....

تابع جدول رقم (٣٨)

| Type of Cases | No. of Cases عدد الحالات | | | | | | | | نوع الحالات |
|---|-----------------------------|------|------|------|------|------|------|------|--------------------------------|
| | 2008 | 2007 | 2006 | 2005 | 2004 | 2003 | 2002 | 2001 | |
| 31) Removal of loop | 19 | 20 | 19 | 22 | 12 | 9 | 20 | 12 | ٣١) إزالة لولب |
| 32) Murspolozation | 17 | 27 | 7 | 11 | 13 | 9 | 12 | 7 | ٣٢) عمل جبيبي |
| 33) Insertion of loop | 14 | 14 | 9 | 12 | 11 | 7 | 3 | 2 | ٣٣) وضع اللولب |
| 34) Dilatation & Curretage | 11 | 15 | 4 | 1 | 3 | 11 | 26 | 19 | ٣٤) التوسيع و الكحت |
| 35) Hysteroscopy, endometrial | 10 | 5 | 13 | - | - | - | - | - | ٣٥) إستئصال الرحم |
| 36) Laproscopy & dye test | 8 | 30 | 21 | - | - | - | - | - | ٣٦) منظار البطن |
| 37) Laproscopy & Hysteroscopy | 4 | 10 | 35 | - | - | - | - | - | ٣٧) منظار البطن والرحم |
| 38) Hysteroscopy, Myomectomy | 3 | 4 | - | - | - | - | - | - | ٣٨) استئصال رحم ليفي في الرحم |
| 39) EUA (Examination under anaesthesia) | 3 | 2 | - | - | - | - | - | - | ٣٩) تحت التخدير |
| 40) Colposcopy | 3 | 1 | - | 4 | 5 | 11 | 11 | 9 | ٤٠) تنظيف المهبل |
| 41) Endometrial Resection | 2 | 7 | 2 | - | - | - | - | - | ٤١) إستئصال جزء من بطانة الرحم |
| 42) Excision | 2 | 7 | 9 | 9 | 4 | 12 | 5 | 5 | ٤٢) الإستئصال |
| 43) I & D of hymen Cyst | 2 | 2 | - | - | - | - | - | - | ٤٣) فتح وتنظيف كيسه بالمهبل |
| 44) Cryocautery | 1 | 1 | 5 | - | - | - | - | - | ٤٤) كي عنق الرحم بالتبريد |
| 45) Laproscopy Sterilization | - | 55 | 40 | - | - | - | - | - | ٤٥) التعقيم بالمنظار |

Table No. (38) contd....

تابع جدول رقم (٣٨)

| Type of Cases | No. of Cases عدد الحالات | | | | | | | | نوع الحالات |
|----------------------------------|-----------------------------|------|------|------|------|------|------|------|---------------------------|
| | 2008 | 2007 | 2006 | 2005 | 2004 | 2003 | 2002 | 2001 | |
| 46) Excision of Vaginal Warts | - | 1 | - | - | - | - | - | - | ٤٦) ازالة شالول من المهبل |
| 47) Cervical Biopsy | - | 1 | 1 | - | - | 1 | 4 | 8 | ٤٧) خزعة من عنق الرحم |
| 48) Hymenectomy | - | 2 | 3 | - | - | - | - | - | ٤٨) ازاله غشاء البكارة |
| 49) Post normal delivery | - | - | 12 | - | - | - | - | - | ٤٩) بعد الولادة الطبيعیه |
| 50) Iron I.V. Therapy | - | - | 362 | 456 | 395 | 261 | 310 | 316 | ٥٠) العلاج بالحديد |
| 51) CTG Monitoring | - | - | 6 | 6 | - | - | - | - | ٥١) تخطيط قلب الجنين |
| 52) Endometrial Ablasion/Thermo | - | - | 5 | - | - | - | - | - | ٥٢) كي بطانة الرحم |
| 53) Laproscopy, Ovarian drilling | - | - | 4 | - | - | - | - | - | ٥٣) كي المبايض بالمنظار |
| 54) D & C Punch Biopsy | - | - | 4 | - | 2 | - | 2 | - | ٥٤) عينة من الرحم |
| 55) Antenatal in labour | - | - | 3 | - | - | - | - | - | ٥٥) متابعة ما قبل الولادة |
| 56) Antenatal in induction | - | - | 2 | - | - | - | - | - | ٥٦) تحضير للطلق الصناعي |
| 57) Evacuation | - | - | 2 | 2 | - | 1 | 5 | 1 | ٥٧) التفريغ |
| 58) Hypertensive disorders | - | - | 2 | - | - | - | - | - | ٥٨) مشاكل ضغط الدم |
| 59) Dilation of Vaginal | - | - | 1 | - | - | 1 | 3 | 1 | ٥٩) توسيع المهبل |

Table No. (38) contd....

تابع جدول رقم (٣٨)

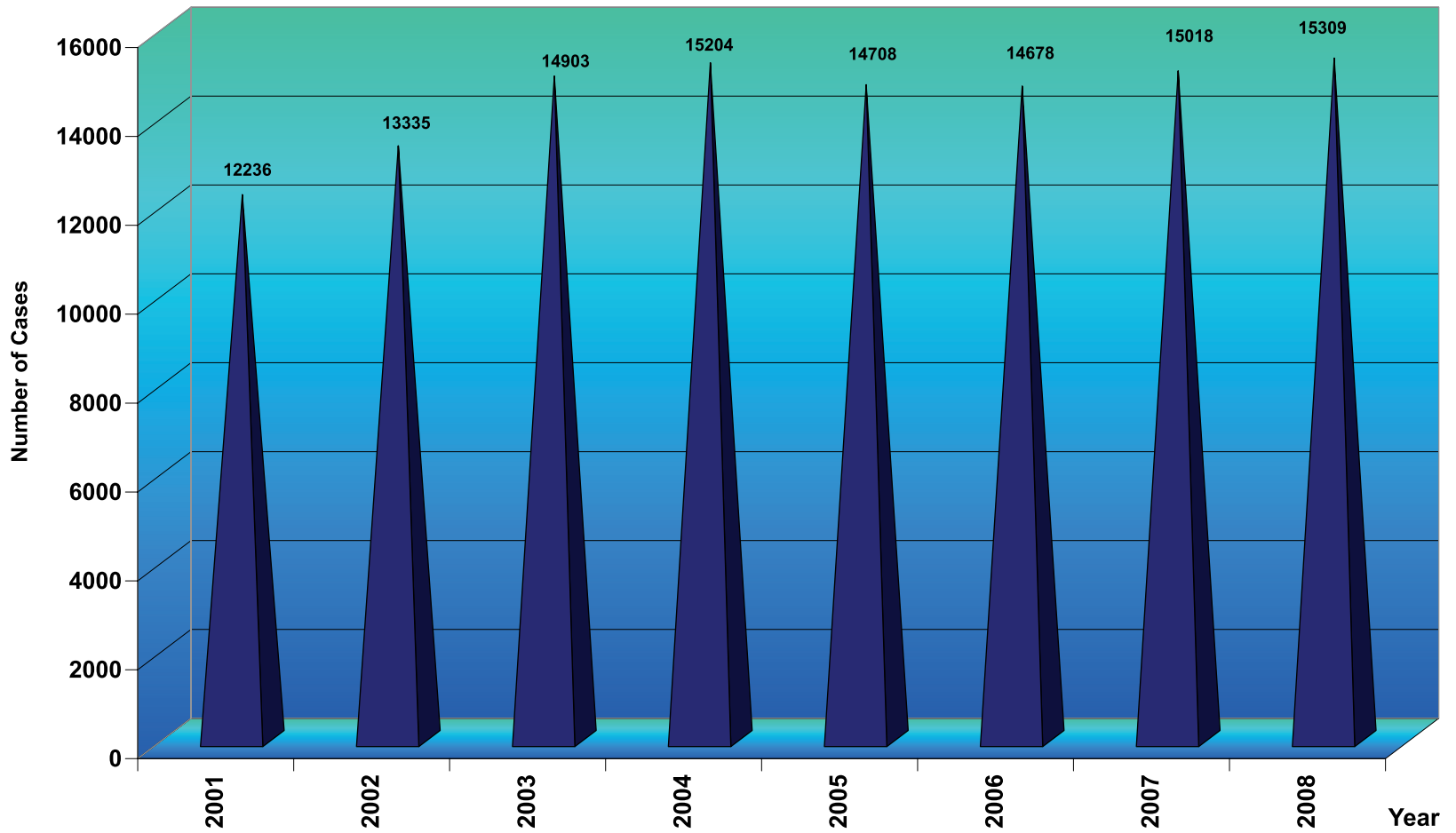
| Type of Cases | No. of Cases | | | | | | | | نوع الحالات |
|----------------------------------|--------------|-------------|-------------|-------------|-------------|-------------|-------------|-------------|---------------------------------|
| | 2008 | 2007 | 2006 | 2005 | 2004 | 2003 | 2002 | 2001 | |
| 60) Hysteroscopy | - | - | - | 53 | 45 | 43 | 23 | 7 | ٦٠) منظار الرحم |
| 61) D & C Polypectomy | - | - | - | 5 | 1 | 3 | 16 | 9 | ٦١) إستئصال بوليبيد (السلييه) |
| 62) Gestational Diabetes for BSS | - | - | 35 | 6 | - | - | - | - | ٦٢) سكر الحمل |
| 63) Hyperemesis Gravidarum | - | - | 19 | 4 | - | - | - | - | ٦٣) الوحم المصاحب بالقيء |
| 64) Hymener | - | - | - | 2 | 1 | 4 | 3 | 1 | ٦٤) غشاء البكارة |
| 65) Cryocautery of Cervix | - | - | - | 1 | 1 | 3 | 10 | 3 | ٦٥) كي عنق الرحم |
| 66) Colposcopy Punch Biopsy | - | - | - | - | 1 | 9 | 6 | 8 | ٦٦) تنظير عنق الرحم مع أخذ عينه |
| 67) D & C Laproscopy | - | - | - | - | 1 | - | - | - | ٦٧) توسيع وكي وتنظير عنق الرحم |
| 68) Colposcopy Cryocautary | - | - | - | - | 1 | 3 | 2 | 4 | ٦٨) تنظير وكي الرحم |
| 69) Cautery | - | - | - | - | 8 | 16 | 4 | 3 | ٦٩) مبضع الكحي |
| 70) Paternal Cell Transfusion | - | - | - | - | - | - | 2 | 2 | ٧٠) تحويل الجينات الأبويه |
| 71) Immunoglobulin Transfusion | - | - | - | - | - | 3 | 6 | 11 | ٧١) نقل المصل المضاد |
| 72) D & C Cryocautery | - | - | - | - | - | - | 1 | 4 | ٧٢) توسيع مع الكي المبرد |
| 73) Post Ovum Pick Up TVT | - | - | - | - | - | 13 | - | - | ٧٣) العلاج بعد مشاهدة البويضة |
| 74) Others | 45 | - | 40 | 51 | 34 | 58 | 42 | 23 | ٧٤) الأخرى |
| TOTAL | 6626 | 6642 | 6703 | 6600 | 6553 | 6309 | 5861 | 5681 | المجموع |

Table No. (38) contd....

تابع جدول رقم (٣٨)

| Type of Cases | No. of Cases | | | | | | | | نوع الحالات |
|-------------------------------|--------------|--------------|--------------|--------------|--------------|--------------|--------------|--------------|---------------------------|
| | 2008 | 2007 | 2006 | 2005 | 2004 | 2003 | 2002 | 2001 | |
| <u>(C) RUMAILLAH HOSPITAL</u> | | | | | | | | | <u>(ج) مستشفى الرمييه</u> |
| 75) Ophthalmology | 1330 | 1224 | 1046 | 1184 | 1109 | 1076 | 1158 | 1073 | ٧٥) جراحة العيون |
| 76) Plastic Surgery | 1003 | 975 | 981 | 923 | 976 | 989 | 853 | 764 | ٧٦) جراحة تجميلية |
| 77) E.N.T | 822 | 743 | 480 | 518 | 567 | 428 | 441 | 414 | ٧٧) أنف وأذن وحنجرة |
| 78) Dental | 514 | 497 | 575 | 473 | 537 | 536 | 493 | 486 | ٧٨) جراحة الأسنان |
| TOTAL | 3669 | 3439 | 3082 | 3098 | 3189 | 3029 | 2945 | 2737 | المجموع |
| <u>(D) AL KHOR HOSPITAL</u> | | | | | | | | | <u>(ج) مستشفى الخور</u> |
| 79) General Surgery | 269 | 162 | 109 | - | - | - | - | - | ٧٩) الجراحة العامة |
| 80) Orthopedics | 177 | 177 | 89 | - | - | - | - | - | ٨٠) جراحة العظام |
| 81) Plastic Surgery | 152 | 119 | 71 | - | - | - | - | - | ٨١) جراحة تجميلية |
| 82) ENT | 8 | 60 | - | - | - | - | - | - | ٨٢) الأنف والأذن والحنجرة |
| 83) Urology | 89 | 54 | 34 | - | - | - | - | - | ٨٣) مسالك بولية |
| 84) Ophthalmology | 2 | 15 | 10 | - | - | - | - | - | ٨٤) جراحة العيون |
| 85) Dentistry | - | 3 | - | - | - | - | - | - | ٨٥) الأسنان |
| 86) Gynaecology & Obstetrics | 1 | 3 | - | - | - | - | - | - | ٨٦) النساء والولادة |
| 87) Radiology | 9 | - | - | - | - | - | - | - | ٨٧) الأشعة |
| 88) Pediatrics | - | - | 27 | - | - | - | - | - | ٨٨) امراض الاطفال |
| TOTAL | 707 | 593 | 340 | - | - | - | - | - | المجموع |
| GRAND TOTAL | 15309 | 15018 | 14678 | 14708 | 15204 | 14903 | 13335 | 12236 | المجموع الكلي |

**NUMBER OF CASES ATTENDED IN THE DAY CARE UNITS
OF THE HAMAD MEDICAL CORPORATION DURING THE PERIOD (2001 - 2008) BY YEAR**



عدد المرضى وفحوصات الأشعة في الهيئة الوطنية للصحة ومؤسسة حمد الطبية
حسب موقع وحدة الأشعة خلال الفترة (٢٠٠٢ - ٢٠٠٨م)

NUMBER OF PATIENTS & X-RAY EXAMINATIONS DONE IN THE NATIONAL HEALTH AUTHORITY & HAMAD MEDICAL CORPORATION
BY THE LOCATION OF THE X-RAY UNIT DURING THE PERIOD (2002 - 2008)

Table No. (39)

جدول رقم (٣٩)

| LOCATION | 2008 | | 2007 | | 2006 | | 2005 | | 2004 | | 2003 | | 2002 | | المكان |
|--------------------------------|----------------|-----------------|---------------|-----------------|---------------|-----------------|---------------|-----------------|---------------|-----------------|---------------|-----------------|---------------|-----------------|-----------------------------------|
| | عدد الفحوصات | عدد المرضى | عدد الفحوصات | عدد المرضى | عدد الفحوصات | عدد المرضى | عدد الفحوصات | عدد المرضى | عدد الفحوصات | عدد المرضى | عدد الفحوصات | عدد المرضى | عدد الفحوصات | عدد المرضى | |
| | NO. OF EXAMS | NO. OF PATIENTS | NO. OF EXAMS | NO. OF PATIENTS | NO. OF EXAMS | NO. OF PATIENTS | NO. OF EXAMS | NO. OF PATIENTS | NO. OF EXAMS | NO. OF PATIENTS | NO. OF EXAMS | NO. OF PATIENTS | NO. OF EXAMS | NO. OF PATIENTS | |
| 1) Hamad General Hospital | 237658 | 206530 | 230709 | 197055 | 244205 | 218660 | 239655 | 210064 | 221816 | 207429 | 213817 | 198945 | 201103 | 184338 | ١) مستشفى حمد العام |
| 2) Rumailah Hospital | 12723 | 11776 | 11301 | 10893 | 10815 | 10299 | 14857 | 14593 | 30343 | 29366 | 34560 | 32536 | 35886 | 33790 | ٢) مستشفى الرميلة |
| 3) Women's Hospital | 57819 | 56536 | 51476 | 51449 | 43588 | 43568 | 46147 | 46132 | 50327 | 50307 | 50927 | 50905 | 51173 | 51133 | ٣) مستشفى النساء والولادة |
| 4) Al Khor hospital | 47924 | 42949 | 42545 | 42527 | 36441 | 30438 | - | - | - | - | - | - | - | - | ٤) مستشفى الخور |
| 5) Al Amal Hospital | 7781 | 4854 | - | - | - | - | - | - | - | - | - | - | - | - | ٥) مستشفى الأمل |
| 6) Out Patient Clinics (Annex) | 27033 | 21433 | 21866 | 18104 | 18857 | 15856 | 17830 | 15096 | 17787 | 14898 | 19425 | 15555 | 17515 | 17515 | ٦) ملحق العيادة الخارجية |
| 7) Pediatric Emergency Center | 10187 | 9965 | 13165 | 12807 | 17120 | 16574 | 14018 | 12976 | 14541 | 13166 | 12921 | 11539 | 14819 | 14819 | ٧) مركز الاطفال للحالات المستعجلة |
| 8) Medical Commission* | 589842 | 589842 | 461929 | 461929 | 348141 | 348141 | 275826 | 272500 | 147813 | 147813 | 121505 | 121505 | 111240 | 111240 | ٨) القومسيون الطبي* |
| 9) Health Centers* | 13878 | 11565 | - | - | - | - | - | - | - | - | - | - | - | - | ٩) المراكز الصحية* |
| TOTAL | 1004845 | 955450 | 832991 | 794764 | 719167 | 683536 | 608333 | 571361 | 482627 | 462979 | 453155 | 430985 | 431736 | 412835 | المجموع |

* Under Supreme Council of Health

*تحت المجلس الأعلى للصحة

عدد فحوصات الأشعة في الهيئة الوطنية للصحة ومؤسسة حمد الطبية

حسب المستشفى والجنسية والجنس لعام ٢٠٠٨م

NUMBER OF X-RAY EXAMINATIONS DONE IN THE NATIONAL HEALTH AUTHORITY & HAMAD

MEDICAL CORPORATION BY HOSPITAL, SEX AND NATIONALITY DURING THE YEAR 2008

Table No. (40)

جدول رقم (٤٠)

| ACTIVITIES | المجموع TOTAL | غير قطري Non-Qatari | | قطري Qatari | | النشاطات |
|---------------------------------|------------------|---|---------------|----------------|---------------|-------------------------------|
| | | اناث Female | ذكور Male | اناث Female | ذكور Male | |
| HAMAD GENERAL HOSPITAL | | By sex & nationality not available حسب الجنس والجنسية غير متوفرة | | | | مستشفى حمد العام |
| Routine Exams | 32216 | | | | | إختبارات عادية/ روتينية |
| Contrast Studies | 4924 | 1128 | 2004 | 1231 | 561 | دراسة مقارنة |
| Special Procedures | 876 | 122 | 520 | 122 | 112 | الإجراءات الخاصة |
| Total Special Techniques | | | | | | مجموع الإجراءات الفنية |
| - Ultrasound | 34490 | 9428 | 13380 | 7383 | 4299 | الأشعة فوق الصوتية |
| - Portable | 25268 | 3055 | 12554 | 4095 | 5564 | - محمول |
| - C.T.Scan | 30558 | 4388 | 18090 | 3542 | 4538 | الإشعة الطبقيّة المحورية |
| - M.R.I. | 8194 | 1895 | 3372 | 1644 | 1283 | التصوير بالطنين المغناطيسي |
| - Nuc.Med.Studies | 4037 | 988 | 1737 | 721 | 591 | الطب النووي |
| - Mammography | 3464 | 2106 | 1 | 1357 | - | تصوير الثدي |
| - O.R Procedure | 2889 | 403 | 1973 | 224 | 289 | الإجراءات في غرفة العملية |
| - Fluoroscopy | 36 | 7 | 21 | 4 | 4 | - تنظير ومضاني بالفلور |
| TOTAL | 146952 | 23520* | 53652* | 20323* | 17241* | المجموع |
| Accident & Emergency(HGH) | | By sex & nationality not available حسب الجنس والجنسية غير متوفرة | | | | حوادث والطوارئ (مستشفى حمد) |
| Routine Exams | 82534 | | | | | إختبارات عادية/ روتينية* |
| Total Special Techniques | | | | | | مجموع الإجراءات الفنية |
| - Portable | 8172 | 825 | 4691 | 1044 | 1612 | - محمول |
| TOTAL | 90706 | 825* | 4691* | 1044* | 1612* | المجموع |
| TOTAL FOR HGH | 237658 | 24345* | 58343* | 21367* | 18853* | مجموع لمستشفى حمد |
| WOMEN'S HOSPITAL | | By sex & nationality not available حسب الجنس والجنسية غير متوفرة | | | | مستشفى النساء |
| Routine Exams | 641 | | | | | إختبارات عادية/ روتينية |
| Contrast Studies‡ | 37 | 24 | 1 | 12 | - | دراسة مقارنة‡ |
| Total Special Techniques | | | | | | مجموع الإجراءات الفنية |
| ' - Ultrasound | 50688 | 30782 | - | 19906 | - | الأشعة فوق الصوتية |
| - Portable | 6453 | 1591 | 1909 | 1279 | 1674 | - محمول |
| TOTAL | 57819 | 32397* | 1910* | 21197* | 1674* | المجموع |
| RUMAILLAH HOSPITAL | | By sex & nationality not available حسب الجنس والجنسية غير متوفرة | | | | مستشفى الرميّة |
| Routine Exams | 6894 | | | | | إختبارات عادية/ روتينية |
| Total Special Techniques | | | | | | مجموع الإجراءات الفنية |
| - M.R.I. | 3842 | 1109 | 1457 | 818 | 458 | - التصوير بالطنين المغناطيسي |
| - Bone densitometry | 1894 | 645 | 244 | 833 | 172 | - كثافة العظام |
| - Portable | 93 | 19 | 26 | 20 | 28 | - محمول |
| TOTAL | 12723 | 1773* | 1727* | 1671* | 658* | المجموع |

| ACTIVITIES | المجموع TOTAL | غير قطري Non-Qatari | | قطري Qatari | | النشاطات |
|---------------------------------|------------------|---|---------------|----------------|---------------|-------------------------------|
| | | اناث Female | ذكور Male | اناث Female | ذكور Male | |
| <u>AL-KHOR HOSPITAL</u> | | | | | | <u>مستشفى الخور</u> |
| Routine Exams | 30214 | 2189 | 22271 | 2350 | 3404 | أختبارات عادية/ روتينية |
| Special Procedures | 1287 | 106 | 923 | 151 | 107 | الإجراءات الخاصة |
| Total Special Techniques | | | | | | مجموع الإجراءات الفنية |
| - Ultrasound | 8310 | 3178 | 2590 | 2173 | 369 | -الإشعة فوق الصوتية |
| - Portable | 2167 | 188 | 1209 | 399 | 371 | - محمول |
| - M.R.I. | 2870 | 542 | 1411 | 520 | 397 | - التصوير بالطنين المغناطيسي |
| - CT | 3076 | 210 | 2372 | 204 | 290 | الإشعة الطبقيّة المحورية |
| TOTAL | 47924 | 6413 | 30776 | 5797 | 4938 | المجموع |
| <u>AL-AMAL HOSPITAL</u> | | By sex & nationality not available حسب الجنس والجنسية غير متوفرة | | | | <u>مستشفى الأمل</u> |
| - Routine exams | 3201 | | | | | أختبارات عادية/ روتينية |
| - Ultrasound | 1454 | | | | | -الإشعة فوق الصوتية |
| - CT | 3126 | | | | | الإشعة الطبقيّة المحورية |
| TOTAL | 7781 | | | | | المجموع |
| <u>Routine Exams</u> | | By sex & nationality not available حسب الجنس والجنسية غير متوفرة | | | | <u>أختبارات عادية</u> |
| - P.E.C. | 10187 | | | | | مركز الاطفال للطوارئ |
| - ANNEX | 27033 | | | | | ملحق العيادات الخارجية |
| - Medical Commission** | 589842 | | | | | - القومسيون الطبي** |
| - Health Centers** | 13878 | | | | | - المراكز الصحية** |
| TOTAL | 640940 | | | | | المجموع |
| GRAND TOTAL | 1004845 | 64928* | 92756* | 50032* | 26123* | المجموع الكلي |

‡ started in December, 2008

‡ بداية في ديسمبر ٢٠٠٨م

* does not include X-ray exams that are not available by sex & nationality.

* لا تشمل الفحوصات العادية لعدم توفر الجنس والجنسية.

** under Supreme Council for Health

** تحت المجلس الأعلى للصحة

عدد العينات والفحوصات المختبرية التي أجريت بمؤسسة حمد الطبية*

حسب نوع المختبر لعام ٢٠٠٨

NUMBER OF SPECIMENS & LABORATORY TESTS CONDUCTED

IN HAMAD MEDICAL CORPORATION*

BY TYPE OF LAB DURING THE YEAR 2008

Table No. (41)

جدول رقم (٤١)

| TYPE OF LAB | عدد الفحوصات No. of Tests | عدد العينات Specimens | نوع المختبر |
|---|------------------------------|--------------------------|--|
| <u>ANATOMIC PATHOLOGY TESTS</u> | | | <u>فحص علم الأمراض التشريحية</u> |
| 1) Histopathology | 45838 | 16681 | (١) أمراض الأنسجة |
| 2) Cytopathology | 33357 | 12816 | (٢) أمراض الخلايا |
| <u>CHEMICAL PATHOLOGY TESTS</u> | | | <u>فحص علم الأمراض الكيميائية</u> |
| 3) Clinical Chemistry | 5043346 | 632906 | (٣) الكيمياء السريرية |
| 4) Endocrinology | 413676 | 155008 | (٤) الغدد الصماء |
| <u>MICROBIOLOGY TESTS</u> | | | <u>فحص علم الأحياء الدقيقة</u> |
| 5) Bacteriology/ Parasitology | 898957 | 183811 | (٥) البكتيريا/ الطفيليات |
| 6) Immunology | 160433 | 27988 | (٦) علم المناعة |
| 7) Molecular biology | 165246 | 61131 | (٧) مختبر الحيوية الجزيئية |
| <u>HEMATOLOGY & CYTOGENETICS TESTS</u> | | | <u>فحص أمراض الدم والوراثة</u> |
| 8) Hematology | 826128 | 457676 | (٨) أمراض الدم |
| 9) Cytogenetics | 12839 | 1315 | (٩) أمراض الوراثة الخلوية |
| <u>TRANSFUSION MEDICINE TESTS</u> | | | <u>(هـ) فحص طب نقل الدم</u> |
| 10) Blood Bank – Donor Unit | 466358 | 99784 | (١٠) بنك الدم – وحدة التبرع |
| <u>MOLECULAR GENETICS</u> | 1008 | 814 | <u>مختبر الوراثة الجزيئية</u> |
| <u>OTHERS</u> | 1237 | 1118 | <u>أخرى</u> |
| TOTAL | 8068423 | 1651048 | المجموع |

* includes all the hospitals

*يشمل جميع المستشفيات

**عدد الفحوصات المخبرية التي أجريت بمؤسسة حمد الطبية حسب نوع المختبر
خلال الفترة (٢٠٠١ - ٢٠٠٨)**

**NUMBER OF LABORATORY TESTS CONDUCTED IN THE HAMAD MEDICAL CORPORATION
BY TYPE OF LAB DURING THE PERIOD (2001 - 2008)**

Table No. (42)

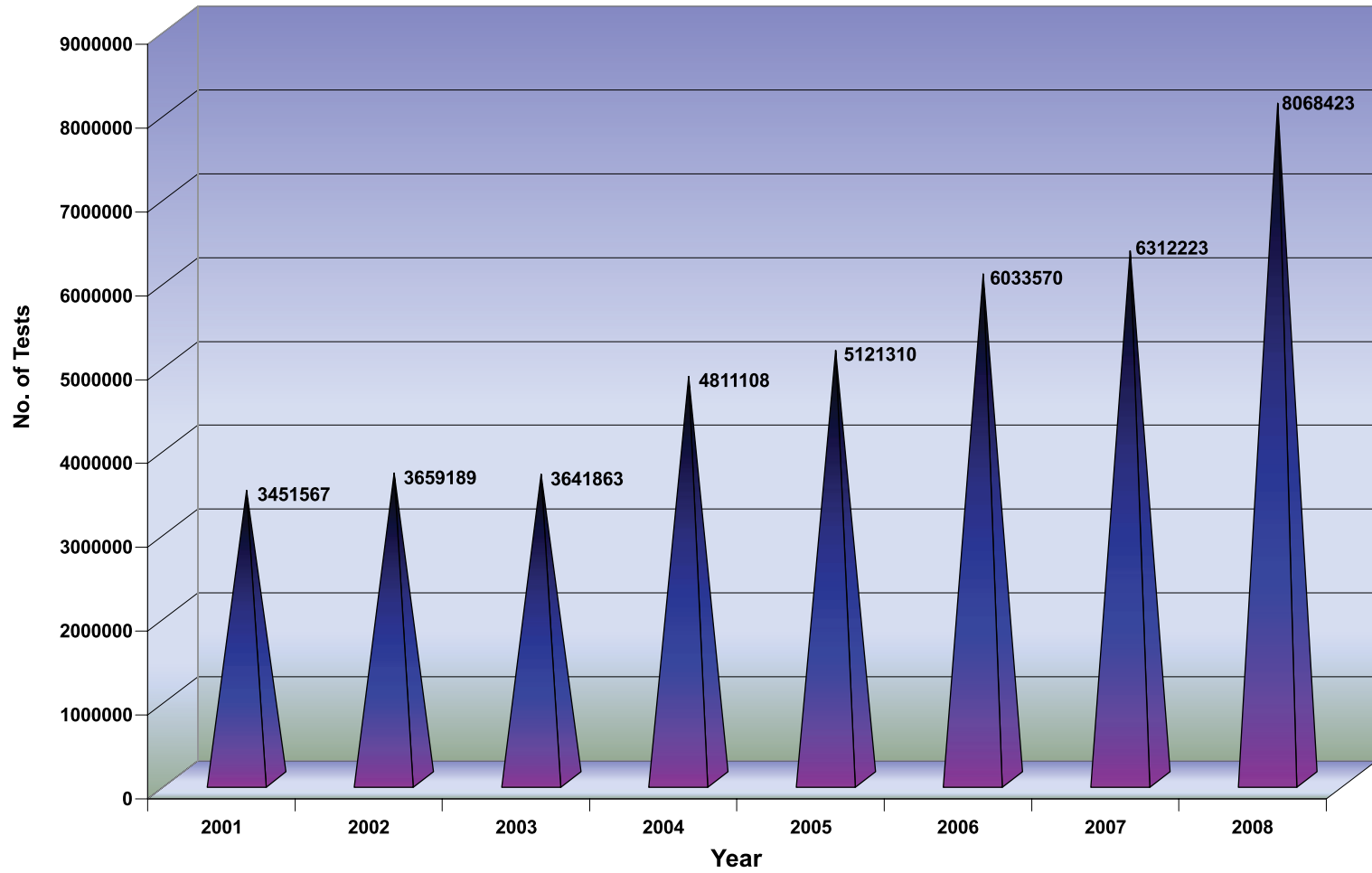
جدول رقم (٤٢)

| TYPE OF LAB | عدد الفحوصات | | | | | | | | نوع المختبر |
|-------------------------------------|--------------|---------|---------|---------|---------|---------|---------|---------|--|
| | 2008 | 2007 | 2006 | 2005 | 2004 | 2003 | 2002 | 2001 | |
| <u>(A) ANATOMIC PATHOLOGY TESTS</u> | | | | | | | | | <u>(أ) فحص علم الأمراض التشريحي</u> |
| 1) Histopathology | 45838 | 57873 | 60157 | 59460 | 55980 | 55706 | 54801 | 47683 | (١) أمراض الأنسجة |
| 2) Cytopathology | 33357 | 31229 | 29447 | 28382 | 27228 | 29669 | 30566 | 26332 | (٢) أمراض الخلايا |
| <u>(B) CHEMICAL PATHOLOGY TESTS</u> | | | | | | | | | <u>(ب) فحص علم الأمراض الكيميائية</u> |
| 3) Clinical Chemistry | 5043346 | 4151311 | 4055770 | 2830395 | 2716503 | 1714515 | 2205075 | 2163398 | (٣) الكيمياء السريرية |
| 4) Endocrinology | 413676 | 301303 | 267200 | 230316 | 193040 | 115603 | 166799 | 124718 | (٤) الغدد الصماء |
| <u>(C) MICROBIOLOGY TESTS</u> | | | | | | | | | <u>(ج) فحص علم الأحياء الدقيقة</u> |
| 5) Bacteriology/ Parasitology | 898957 | 308472 | 333472 | 267581 | 295374 | 197153 | 275138 | 246863 | (٥) البكتيريا/الطفيليات |
| 6) Immunology | 160433 | 228639 | 189182 | 188115 | 160627 | 102874 | 126510 | 95322 | (٦) علم المناعة |
| 7) Molecular biology | 165246 | 8761 | 6271 | - | - | - | - | - | (٧) مختبر الحيوية الجزيئية |

Table No. (42) contd..

| TYPE OF LAB | عدد الفحوصات | | | | | | | | نوع المختبر | |
|--|----------------|----------------|----------------|----------------|----------------|----------------|-----------------|----------------|-------------|------------------------------------|
| | 2008 | 2007 | 2006 | 2005 | 2004 | 2003 | 2002 | 2001 | | |
| <u>(D) HEMATOLOGY & CYTOGENETICS TESTS</u> | | | | | | | | | | (د) فحص أمراض الدم والوراثة |
| 8) Hematology | 826128 | 526301 | 596963 | 477894 | 306319 | 371967 | 296751 | 322400 | | ٨) أمراض الدم |
| 9) Cytogenetics | 12839 | 6934 | 5194 | 3989 | 4027 | 4328 | 4320 | 4033 | | ٩) أمراض الوراثة الخلوية |
| <u>(E) TRANSFUSION MEDICINE TESTS</u> | | | | | | | | | | (هـ) فحص طب نقل الدم |
| 10) Blood Bank – Donor Unit | 466358 | 324565 | 240112 | 216458 | 238092 | 161795 | 286428 | 261356 | | ١٠) بنك الدم – وحدة التبرع |
| <u>(F) MOLECULAR GENETICS</u> | 1008 | 1057 | 655 | 718 | 539 | 919 | started in 2002 | | | (و) مختبر الوراثة الجزيئية |
| <u>(G) OTHERS</u> | 1237 | 365778 | 249147 | 818002 | 813379 | 887334 | 212801 | 159462 | | (ي) أخرى |
| TOTAL | 8068423 | 6312223 | 6033570 | 5121310 | 4811108 | 3641863 | 3659189 | 3451567 | | المجموع |

NUMBER OF LABORATORY TESTS CONDUCTED IN THE HAMAD MEDICAL CORPORATION
BY YEAR DURING THE PERIOD (2001 - 2008)



عدد المرضى لوحدة منظار الجهاز الهضمي حسب الجنسية والجنس خلال الفترة (٢٠٠٦ - ٢٠٠٨)

NUMBER OF PATIENTS TO ENDOSCOPY UNIT BY NATIONALITY AND SEX DURING THE PERIOD (2006 - 2008)

Table No.(43)

جدول رقم (٤٣)

| YEAR | PROCEDURE | المجموع TOTAL | المرضى الداخليين INPATIENTS | | | | العيادة الخارجية OUT-PATIENTS | | | | الإجراءات | السنة |
|--------------|----------------------------|------------------|--------------------------------|------------|----------------|------------|----------------------------------|------------|----------------|-------------------|-----------------------------------|----------------|
| | | | غير قطري NON-QAT | | قطري QATARI | | غير قطري NON-QAT | | قطري QATARI | | | |
| | | | إناث F | ذكور M | إناث F | ذكور M | إناث F | ذكور M | إناث F | ذكور M | | |
| 2006 | (A) HAMAD GENERAL HOSPITAL | | | | | | | | | | | |
| | Gastroscopy | 2560 | 65 | 218 | 81 | 102 | 465 | 921 | 466 | 242 | منظار المعدة | أ - مستشفى حمد |
| | Colonoscopy | 771 | 27 | 55 | 25 | 33 | 115 | 284 | 118 | 114 | منظار القولون | |
| | Sigmoidoscopy | 448 | 6 | 21 | 17 | 21 | 72 | 207 | 52 | 52 | منظار المستقيم | |
| | Biofeed back | 371 | 0 | 2 | 0 | 1 | 78 | 160 | 62 | 68 | | |
| | Liver Biopsy | 257 | 2 | 0 | 0 | 2 | 45 | 166 | 18 | 24 | خزعة من الكبد | |
| | PEG | 104 | 7 | 17 | 24 | 18 | 6 | 9 | 8 | 15 | انبوب تغذية في البطن | |
| | Review (with procedure) | 101 | 0 | 0 | 0 | 0 | 28 | 30 | 9 | 34 | متابعه | |
| | Injection of piles | 90 | 0 | 0 | 0 | 0 | 7 | 27 | 28 | 28 | حقن البواسير | |
| | Motility study | 79 | 0 | 0 | 1 | 0 | 22 | 28 | 19 | 9 | قياس حركة المريء | |
| | E.R.C.P. | 79 | 20 | 21 | 13 | 6 | 2 | 10 | 3 | 4 | تنظير القنوات الصفراوية | |
| | PH. Manometry | 78 | 0 | 0 | 0 | 0 | 22 | 21 | 24 | 11 | قياس حموضة المعدة | |
| | EUS | 62 | 3 | 7 | 1 | 3 | 13 | 27 | 4 | 4 | منظار عن طريق الموجات فوق الصوتية | |
| TOTAL | 5000 | 130 | 341 | 162 | 186 | 875 | 1890 | 811 | 605 | المجموع | | |
| 2007 | Gastroscopy | 2602 | 82 | 273 | 85 | 106 | 470 | 924 | 413 | 249 | منظار المعدة | ب - مستشفى حمد |
| | Colonoscopy | 952 | 38 | 76 | 29 | 38 | 193 | 336 | 119 | 123 | منظار القولون | |
| | Sigmoidoscopy | 513 | 10 | 41 | 20 | 13 | 79 | 231 | 54 | 65 | منظار المستقيم | |
| | Review (with procedure) | 435 | 0 | 1 | 0 | 0 | 96 | 188 | 75 | 75 | مراجعة (مع الاجراء) | |
| | Liver Biopsy | 284 | 0 | 1 | 0 | 1 | 46 | 192 | 21 | 23 | خزعة من الكبد | |
| | PEG | 100 | 6 | 28 | 10 | 14 | 11 | 6 | 8 | 17 | انبوب تغذية في البطن | |
| | PH. Manometry | 93 | 0 | 1 | 0 | 1 | 12 | 33 | 23 | 23 | قياس حموضة المعدة | |
| | E.R.C.P. | 92 | 18 | 37 | 8 | 7 | 4 | 15 | 3 | 0 | تنظير القنوات الصفراوية | |
| | EUS | 85 | 2 | 10 | 3 | 0 | 12 | 38 | 12 | 8 | منظار عن طريق الموجات فوق الصوتية | |
| | Motility study | 63 | 0 | 1 | 0 | 0 | 13 | 29 | 13 | 7 | قياس حركة المريء | |
| | Injection of piles | 60 | 0 | 0 | 0 | 0 | 12 | 18 | 9 | 21 | حقن البواسير | |
| | Biofeed back | 39 | 0 | 0 | 0 | 1 | 9 | 10 | 16 | 3 | | |
| | Breath test | 12 | 0 | 0 | 0 | 0 | 1 | 4 | 6 | 1 | فحص البكتيريا عن طريق النفس | |
| EGG | 1 | 0 | 0 | 0 | 0 | 0 | 0 | 0 | 1 | تخطيط حركة المعدة | | |
| TOTAL | 5331 | 156 | 469 | 155 | 181 | 958 | 2024 | 772 | 616 | المجموع | | |

Table No.(43)

| YEAR | PROCEDURE | المجموع TOTAL | المرضى الداخليين INPATIENTS | | | | العيادة الخارجية OUT-PATIENTS | | | | الاجراءات | السنة |
|----------------------|-------------------------|------------------|-----------------------------|------------|-------------|-------------|-------------------------------|------------|-------------|-------------------------|-----------------------------------|----------------------|
| | | | غير قطري NON-QAT | | قطري QATARI | | غير قطري NON-QAT | | قطري QATARI | | | |
| | | | F أناث | M ذكور | F أناث | M ذكور | F أناث | M ذكور | F أناث | M ذكور | | |
| 2008 | Gastroscopy | 2725 | 77 | 265 | 88 | 94 | 533 | 1031 | 416 | 221 | منظار المعدة | ٢٠٠٨ |
| | Colonoscopy | 1173 | 26 | 80 | 28 | 35 | 203 | 512 | 158 | 131 | منظار القولون | |
| | Sigmoidoscopy | 535 | 17 | 52 | 25 | 23 | 72 | 245 | 48 | 53 | منظار المستقيم | |
| | Review (with procedure) | 378 | 0 | 0 | 0 | 1 | 86 | 191 | 56 | 44 | مراجعة (مع الاجراء) | |
| | Liver Biopsy | 410 | 1 | 4 | 1 | 0 | 53 | 302 | 23 | 26 | خزعة من الكبد | |
| | PEG | 94 | 12 | 22 | 5 | 11 | 15 | 8 | 16 | 5 | انبوب تغذية في البطن | |
| | PH. Manometry | 49 | 0 | 1 | 0 | 1 | 13 | 22 | 7 | 5 | قياس حموضة المعدة | |
| | E.R.C.P. | 125 | 30 | 42 | 9 | 6 | 12 | 18 | 4 | 4 | تنظير القنوات الصفراوية | |
| | EUS | 88 | 2 | 9 | 2 | 2 | 23 | 39 | 6 | 5 | منظار عن طريق الموجات فوق الصوتية | |
| | Motility study | 37 | 0 | 0 | 0 | 0 | 8 | 15 | 10 | 4 | قياس حركة المريء | |
| | Injection of piles | 45 | 0 | 1 | 0 | 1 | 3 | 19 | 6 | 15 | حقن البواسير | |
| | Biofeed back | 38 | 0 | 0 | 0 | 0 | 5 | 20 | 13 | 0 | | |
| | Breath test | 132 | 1 | 1 | 0 | 3 | 34 | 39 | 34 | 20 | فحص البكتيريا عن طريق النفس | |
| | Argon Plasma | 7 | 0 | 0 | 0 | 0 | 0 | 1 | 4 | 2 | تخطيط حركة المعدة | |
| TOTAL | 5836 | 166 | 477 | 158 | 177 | 1060 | 2462 | 801 | 535 | المجموع | | |
| (B) AL-KHOR HOSPITAL | | | | | | | | | | ب - مستشفى الخور | ٢٠٠٨ | |
| 2008 | Gastroscopy | 442 | 8 | 27 | 7 | 1 | 80 | 139 | 124 | 56 | | منظار المعدة |
| | Sigmoidoscopy | 95 | 2 | 9 | 1 | 2 | 6 | 55 | 11 | 9 | | منظار المستقيم |
| | Colonoscopy | 82 | 3 | 17 | 1 | 0 | 12 | 28 | 10 | 11 | | منظار القولون |
| | Injection of piles | 7 | 0 | 0 | 0 | 0 | 0 | 5 | 0 | 2 | | حقن البواسير |
| | PEG Insertion | 2 | 0 | 0 | 1 | 0 | 0 | 0 | 1 | 0 | | انبوب تغذية في البطن |
| | Saline supposcopy | 1 | 0 | 0 | 0 | 0 | 1 | 0 | 0 | 0 | | |
| TOTAL | 629 | 13 | 53 | 10 | 3 | 99 | 227 | 146 | 78 | المجموع | | |
| GRAND TOTAL | 6465 | 179 | 530 | 168 | 180 | 1159 | 2689 | 947 | 613 | مجموع الكلي | | |

عدد المرضى لوحدة غسيل الكلى حسب الجنسية والجنس خلال الفترة (٢٠٠١ - ٢٠٠٨)

NUMBER OF PATIENTS ATTENDED IN RENAL DIALYSIS UNIT * BY NATIONALITY & SEX
DURING THE PERIOD (2001 - 2008)

Table No. (44)

جدول رقم (٤٤)

| NATIONALITY & SEX | No. of Patients عدد المرضى | | | | | | | | الجنسية والجنس |
|----------------------------------|-------------------------------|--------------|--------------|--------------|--------------|--------------|--------------|--------------|-----------------------|
| | 2008 | 2007 | 2006 | 2005 | 2004 | 2003 | 2002 | 2001 | |
| QATARI | | | | | | | | | قطري |
| Male | 158 | 155 | 145 | 147 | 143 | 119 | 104 | 94 | ذكور |
| Female | 181 | 189 | 156 | 162 | 142 | 121 | 105 | 121 | اناث |
| Total | 339 | 344 | 301 | 309 | 285 | 240 | 209 | 215 | المجموع |
| NON-QATARI | | | | | | | | | غير قطري |
| Male | 304 | 203 | 235 | 197 | 189 | 168 | 109 | 109 | ذكور |
| Female | 138 | 79 | 90 | 89 | 83 | 78 | 39 | 55 | اناث |
| Total | 442 | 282 | 325 | 286 | 272 | 246 | 148 | 164 | المجموع |
| TOTAL PATIENTS | 781 | 626 | 626 | 595 | 557 | 486 | 357 | 379 | مجموع المرضى |
| Total treatments | 48061 | 45408 | 39099 | 40957 | 38491 | 34634 | 30195 | 29410 | مجموع العلاجات |
| No. of treatments/patient | 61.5 | 73 | 62 | 69 | 69 | 71 | 85 | 78 | عدد العلاجات / المرضى |

* includes Renal Dialysis Unit of Al-Wakhra, Al-Khor, Rumaillah and GHG.

يشمل وحدة غسيل الكلى في مستشفى الوكرة، الخور، الرمييه وحمد *

عدد المرضى لوحدة تقطيت الحصى - قسم المسالك البولية حسب الجنسية والجنس خلال الفترة (٢٠٠١ - ٢٠٠٨)

NUMBER OF PATIENTS ATTENDED IN LITHOTRIPSY UNIT, UROLOGY SECTION BY NATIONALITY & SEX
DURING THE PERIOD (2001 - 2008)

Table No. (45)

جدول رقم (٤٥)

| NATIONALITY & SEX | NO. OF PATIENTS | | | | | | | | الجنسية والجنس | |
|----------------------|-----------------|------------|------------|------------|------------|------------|------------|------------|----------------------|-----------------|
| | 2008 | 2007 | 2006 | 2005 | 2004 | 2003 | 2002 | 2001 | | |
| QATARI | | | | | | | | | | <u>قطري</u> |
| Male | 44 | 47 | 61 | 61 | 78 | 65 | 62 | 103 | ذكور | |
| Female | 14 | 17 | 47 | 29 | 35 | 13 | 27 | 34 | اناث | |
| TOTAL | <u>58</u> | <u>64</u> | <u>108</u> | <u>90</u> | <u>113</u> | <u>78</u> | <u>89</u> | <u>137</u> | المجموع | |
| NON-QATARI | | | | | | | | | | <u>غير قطري</u> |
| Male | 630 | 608 | 645 | 647 | 698 | 587 | 617 | 625 | ذكور | |
| Female | 40 | 46 | 56 | 43 | 56 | 28 | 22 | 6 | اناث | |
| TOTAL | 670 | 654 | 701 | 690 | 754 | 615 | 639 | 631 | المجموع | |
| GRAND TOTAL | 728 | 718 | 809 | 780 | 867 | 693 | 728 | 768 | المجموع الكلي | |

عدد حالات الولادة والمواليد في مستشفى النساء والولادة ومستشفى الخور حسب الشهر خلال الفترة (٢٠٠٢ - ٢٠٠٨)

NUMBER OF DELIVERIES AND INFANTS BORN IN WOMEN'S HOSPITAL & AI-KHOR HOSPITAL BY MONTH DURING THE PERIOD (2002 - 2008)

Table No. (46)

جدول رقم (٤٦)

| MONTH | 2008 | | 2007 | | 2006 | | 2005 | | 2004 | | 2003 | | 2002 | | الشهر |
|----------------------|-----------------------------|-------------------------------------|-----------------------------|-------------------------------------|-----------------------------|-------------------------------------|-----------------------------|-------------------------------------|-----------------------------|-------------------------------------|-----------------------------|-------------------------------------|-----------------------------|-------------------------------------|-------------------|
| | المواليد Infants Born | حالات الولادة Mother delivery | المواليد Infants Born | حالات الولادة Mother delivery | المواليد Infants Born | حالات الولادة Mother delivery | المواليد Infants Born | حالات الولادة Mother delivery | المواليد Infants Born | حالات الولادة Mother delivery | المواليد Infants Born | حالات الولادة Mother delivery | المواليد Infants Born | حالات الولادة Mother delivery | |
| (1) WOMEN'S HOSPITAL | | | | | | | | | | | | | | | (١) مستشفى النساء |
| January | 1258 | 1226 | 1220 | 1187 | 1132 | 1104 | 1118 | 1092 | 1089 | 1066 | 1070 | 1047 | 1000 | 975 | يناير |
| February | 1142 | 1125 | 1101 | 1076 | 987 | 966 | 1000 | 984 | 1048 | 1027 | 944 | 931 | 824 | 807 | فبراير |
| March | 1130 | 1106 | 1159 | 1128 | 1037 | 1010 | 1155 | 1129 | 1005 | 990 | 1064 | 1054 | 1009 | 986 | مارس |
| April | 1230 | 1198 | 1152 | 1126 | 1054 | 1032 | 1042 | 1017 | 1026 | 1011 | 1017 | 994 | 963 | 940 | أبريل |
| May | 1268 | 1249 | 1314 | 1288 | 1188 | 1167 | 1161 | 1140 | 1140 | 1120 | 1098 | 1072 | 1029 | 1013 | مايو |
| June | 1188 | 1175 | 1112 | 1086 | 1163 | 1139 | 1109 | 1098 | 1090 | 1066 | 1065 | 1032 | 970 | 953 | يونيو |
| July | 1234 | 1218 | 1170 | 1139 | 1115 | 1099 | 1117 | 1097 | 992 | 975 | 1034 | 1016 | 998 | 986 | يوليو |
| August | 1275 | 1241 | 1144 | 1120 | 1210 | 1177 | 1100 | 1075 | 1039 | 1015 | 1074 | 1058 | 951 | 932 | أغسطس |
| September | 1243 | 1219 | 1144 | 1124 | 1175 | 1157 | 1100 | 1069 | 1145 | 1116 | 1064 | 1051 | 1041 | 1026 | سبتمبر |
| October | 1419 | 1380 | 1383 | 1345 | 1278 | 1250 | 1182 | 1160 | 1101 | 1088 | 1104 | 1088 | 1067 | 1048 | أكتوبر |
| November | 1309 | 1284 | 1226 | 1206 | 1269 | 1249 | 1105 | 1081 | 1216 | 1178 | 1132 | 1104 | 1068 | 1051 | نوفمبر |
| December | 1326 | 1293 | 1309 | 1283 | 1243 | 1220 | 1163 | 1134 | 1212 | 1186 | 1162 | 1150 | 1128 | 1104 | ديسمبر |
| TOTAL | 15022 | 14714 | 14434 | 14108 | 13851 | 13570 | 13352 | 13076 | 13103 | 12838 | 12828 | 12597 | 12048 | 11821 | المجموع |

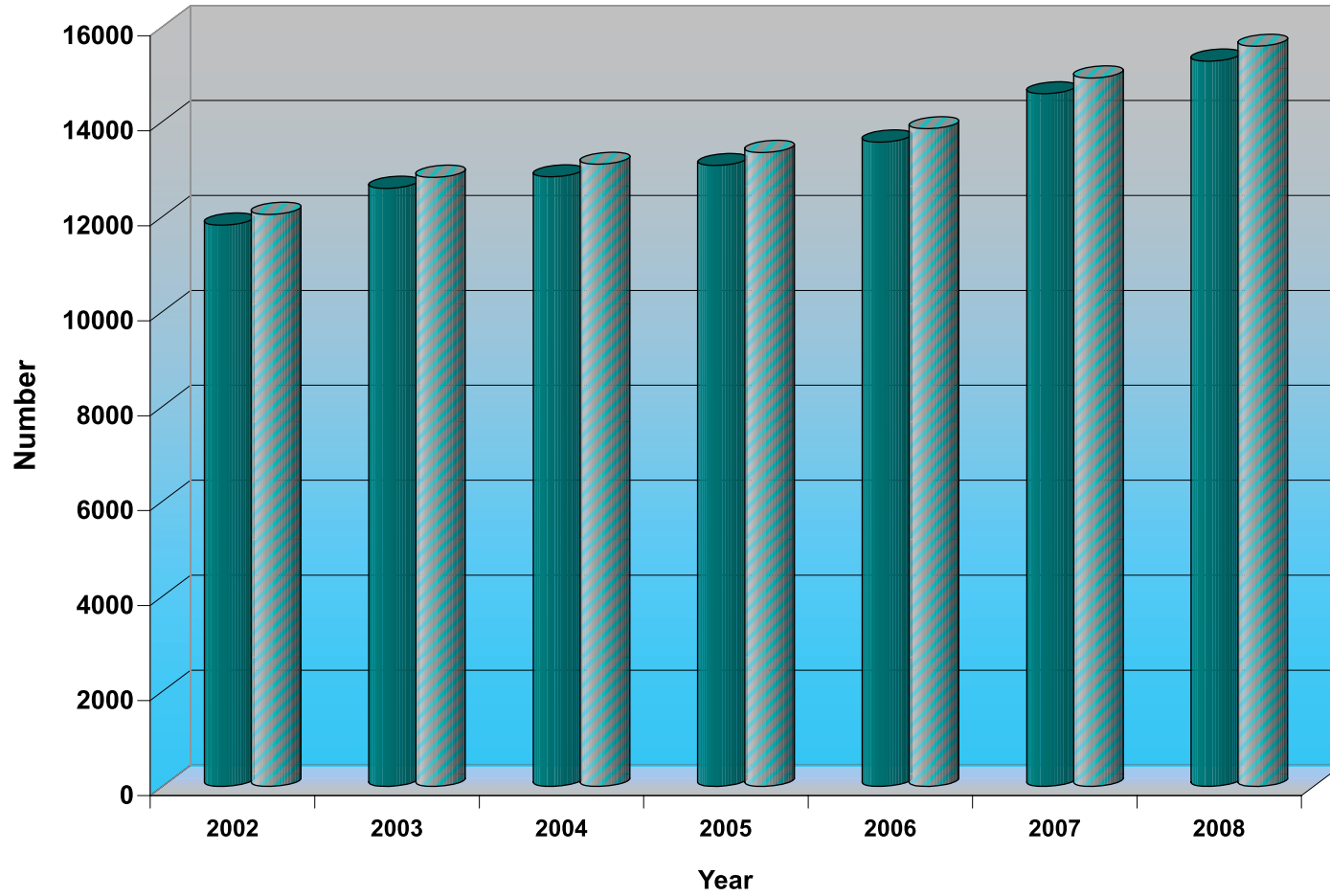
Table No. (46) contd.....

تابع جدول رقم (٤٦)

| MONTH | 2008 | | 2007 | | 2006 | | 2005 | | 2004 | | 2003 | | 2002 | | الشهر |
|----------------------|-----------------------------|-------------------------------------|-----------------------------|-------------------------------------|-----------------------------|-------------------------------------|--|-------------------------------------|-----------------------------|-------------------------------------|-----------------------------|-------------------------------------|-----------------------------|------------------------------------|------------------|
| | المواليد Infants Born | حالات الولادة Mother delivery | المواليد Infants Born | حالات الولادة Mother delivery | المواليد Infants Born | حالات الولادة Mother delivery | المواليد Infants Born | حالات الولادة Mother delivery | المواليد Infants Born | حالات الولادة Mother delivery | المواليد Infants Born | حالات الولادة Mother delivery | المواليد Infants Born | حالات الولاد Mother delivery | |
| (2) AL KHOR HOSPITAL | | | | | | | | | | | | | | | (٢) مستشفى الخور |
| January | 57 | 56 | 35 | 35 | - | - | AL KHOR HOSPITAL WAS OPENED IN THE YEAR 2005 | | | | | | | | يناير |
| February | 37 | 37 | 40 | 40 | - | - | | | | | | | | | فبراير |
| March | 29 | 27 | 27 | 26 | - | - | | | | | | | | | مارس |
| April | 44 | 43 | 43 | 43 | - | - | | | | | | | | | ابريل |
| May | 46 | 45 | 43 | 44 | - | - | | | | | | | | | مايو |
| June | 39 | 39 | 33 | 31 | - | - | | | | | | | | | يونيو |
| July | 44 | 44 | 39 | 39 | - | - | | | | | | | | | يوليو |
| August | 43 | 42 | 37 | 36 | - | - | | | | | | | | | اغسطس |
| September | 42 | 42 | 40 | 40 | - | - | | | | | | | | | سبتمبر |
| October | 69 | 69 | 49 | 47 | - | - | | | | | | | | | اكتوبر |
| November | 57 | 57 | 47 | 47 | - | - | | | | | | | | | نوفمبر |
| December | 59 | 58 | 51 | 51 | - | - | | | | | | | | | ديسمبر |
| TOTAL | 566 | 559 | 484 | 479 | - | - | المجموع | | | | | | | | |
| GRAND TOTAL | 15588 | 15273 | 14918 | 14587 | 13851 | 13570 | 13352 | 13076 | 13103 | 12838 | 12828 | 12597 | 12048 | 11821 | المجموع الكلي |

NUMBER OF DELIVERIES AND INFANTS BORN IN WOMEN'S HOSPITAL
BY YEAR DURING THE PERIOD (2002 - 2008)

■ Deliveries
■ Infants born



عدد حالات الوضع ونوع الولادة في مستشفى النساء والولادة ومستشفى الخور خلال الفترة (٢٠٠٤ - ٢٠٠٨م)

NUMBER AND TYPE OF DELIVERY IN WOMEN'S HOSPITAL AND AL KHOR HOSPITAL DURING THE PERIOD (2004 - 2008)

Table No.(47)

جدول رقم (٤٧)

| DESCRIPTION | 2008 | | | 2007 | | | 2006 | | | 2005 | | | 2004 | | | التفاصيل |
|-------------------------------|---------|----------------|---------------|---------|----------------|---------------|---------|----------------|---------------|---------|----------------|---------------|---------|----------------|---------------|---------------------------------|
| | المجموع | متعددة الولادة | بكرية الولادة | المجموع | متعددة الولادة | بكرية الولادة | المجموع | متعددة الولادة | بكرية الولادة | المجموع | متعددة الولادة | بكرية الولادة | المجموع | متعددة الولادة | بكرية الولادة | |
| | Total | Multi | Primi | Total | Multi | Primi | Total | Multi | Primi | Total | Multi | Primi | Total | Multi | Primi | |
| (A) WOMEN'S HOSPITAL | | | | | | | | | | | | | | | | مستشفى النساء |
| Singleton Vaginal Delivery | 11441 | 8628 | 2813 | 11142 | 8655 | 2487 | 10765 | 8377 | 2388 | 10262 | 8100 | 2162 | 10187 | 8040 | 2147 | الولادة الطبيعية |
| Singleton Caesarean | 2990 | 2279 | 711 | 2676 | 2060 | 616 | 2545 | 2018 | 527 | 2555 | 1993 | 562 | 2407 | 1917 | 490 | الولادة القيصرية |
| Multiple Pregnancy | 282 | 209 | 73 | 290 | 214 | 76 | 260 | 193 | 67 | 259 | 162 | 97 | 244 | 177 | 67 | الولادة لأكثر من مولود |
| Mothers delivered | 14714 | 11116 | 3598 | 14108 | 10929 | 3179 | 13570 | 10588 | 2982 | 13076 | 10255 | 2821 | 12838 | 10134 | 2704 | عدد الامهات اللاتي ولدن |
| Infants born | 15022 | 11348 | 3674 | 14434 | 11171 | 3263 | 13851 | 10797 | 3054 | 13362 | 10434 | 2928 | 13103 | 10324 | 2779 | عدد المواليد |
| I.U.D. A- Fresh | 63 | 49 | 14 | 51 | 34 | 17 | 40 | 26 | 14 | 40 | 29 | 11 | 38 | 28 | 10 | عدد الوفيات داخل الرحم أطرقي |
| B- Macerated | 59 | 46 | 13 | 62 | 44 | 18 | 70 | 54 | 16 | 80 | 61 | 19 | 56 | 42 | 14 | ب- ذبلان |
| Abortion | 66 | 48 | 18 | 70 | 45 | 25 | 54 | 42 | 12 | 71 | 45 | 26 | 66 | 44 | 22 | الاجهاض |
| P.E.T. B.P. 140/90 | 493 | 306 | 187 | 384 | 256 | 128 | 544 | 375 | 169 | 396 | 272 | 124 | 623 | 429 | 194 | تسمم الحمل |
| Antepartum Haemorrhage | 65 | 48 | 17 | 70 | 48 | 22 | 82 | 60 | 22 | 54 | 42 | 12 | 35 | 28 | 7 | التزيف قبل الولادة |
| Diabetic Mother | 79 | 68 | 11 | 448 | 393 | 55 | 68 | 59 | 9 | 326 | 288 | 38 | 494 | 388 | 106 | الامهات المصابيات بالسكري |
| Gestational Diabetic Mother | 1428 | 1177 | 251 | 939 | 784 | 155 | 1372 | 1143 | 229 | 1038 | 872 | 166 | 881 | 689 | 192 | الامهات المصابيات بالسكر الحلمي |
| RH.Incompatibility | 2 | 2 | 0 | - | - | - | 5 | 4 | 1 | 7 | 7 | 0 | 2 | 2 | - | تتأفر زمرة الدم |
| Induced labour | 764 | 459 | 305 | 755 | 477 | 278 | 847 | 541 | 306 | 731 | 481 | 250 | 713 | 483 | 230 | حث الولادة |
| Accelerated labour | 1923 | 1119 | 804 | 1974 | 1190 | 784 | 2508 | 1539 | 969 | 2525 | 1608 | 917 | 2503 | 1614 | 889 | تعجيل الولادة |
| Prolonged Rupture of Membrane | 224 | 130 | 94 | 1704 | 1042 | 662 | 893 | 521 | 372 | 198 | 102 | 96 | 425 | 229 | 196 | طول فترة تمزق اغشية الجنين |
| Preterm labour | 1112 | 773 | 339 | 845 | 581 | 264 | 1127 | 814 | 313 | 716 | 468 | 248 | 1028 | 753 | 275 | الولادة المبكرة |
| Infant weight (< 2500 gm) | 1271 | 873 | 398 | 1217 | 806 | 411 | 1298 | 900 | 398 | 1086 | 698 | 388 | 1155 | 761 | 394 | وزن المولود أقل من ٢٥٠٠ كجم |
| Macrosomic Infant (> 4000 gm) | 780 | 677 | 103 | 783 | 685 | 98 | 803 | 699 | 104 | 691 | 607 | 84 | 774 | 705 | 69 | مولود ضخم البدن أكثر من ٤ كجم |
| Born before arrival | 84 | 79 | 5 | 77 | 74 | 3 | 89 | 79 | 10 | 68 | 61 | 7 | 77 | 68 | 9 | الولادة قبل الوصول الى المستشفى |
| P.P.H. | 299 | 183 | 116 | 173 | 122 | 51 | 201 | 124 | 77 | 165 | 101 | 64 | 165 | 112 | 53 | نزيف بعد الولادة |

| DESCRIPTION | 2008 | | | 2007 | | | 2006 | | | 2005 | | | 2004 | | | التفاصيل |
|--------------------------------|------------------|----------------------------|---------------------------|------------------|----------------------------|---------------------------|------------------|----------------------------|---------------------------|--|----------------------------|---------------------------|------------------|----------------------------|---------------------------|--------------------------------|
| | المجموع Total | متعددة الولادة Multi | بكرية الولادة Primi | المجموع Total | متعددة الولادة Multi | بكرية الولادة Primi | المجموع Total | متعددة الولادة Multi | بكرية الولادة Primi | المجموع Total | متعددة الولادة Multi | بكرية الولادة Primi | المجموع Total | متعددة الولادة Multi | بكرية الولادة Primi | |
| (B) AL-KHOR HOSPITAL | | | | | | | | | | | | | | | | |
| Singleton Vaginal Delivery | 421 | 333 | 88 | 383 | 293 | 90 | 308 | 243 | 65 | AL KHOR HOSPITAL WAS OPENED IN THE YEAR 2005 | | | | | | مستشفى الخور |
| Singleton Caesarean | 131 | 29 | 102 | 89 | 63 | 26 | 71 | 55 | 16 | | | | | | | الولادة الطبيعية |
| Multiple Pregnancy | 7 | 5 | 2 | 7 | 7 | - | 4 | 2 | 2 | | | | | | | الولادة القيصرية |
| Mothers delivered | 559 | 367 | 192 | 479 | 363 | 116 | 383 | 300 | 83 | | | | | | | الولادة لاكثر من مولود |
| Infants born | 566 | 372 | 194 | 483 | 367 | 116 | 387 | 302 | 85 | | | | | | | عدد الامهات اللاتي ولدن |
| I.U.D. A- Fresh | - | - | - | 1 | - | 1 | - | - | - | | | | | | | عدد المواليد |
| B- Macerated | 1 | - | 1 | 2 | 2 | - | 2 | 2 | - | | | | | | | عدد الوفيات داخل الرحم اطرى |
| Abortion | 2 | 2 | - | 2 | 2 | - | 2 | 1 | 1 | | | | | | | ب- ذيلان |
| P.E.T. B.P. 140/90 | 33 | 28 | 5 | 26 | 15 | 11 | 20 | 11 | 9 | | | | | | | الاجهاض |
| Antepartum Haemorrhage | 4 | 1 | 3 | 1 | 1 | - | 4 | - | 4 | | | | | | | تسمم الحمل |
| Diabetic Mother | 1 | 1 | - | 2 | 2 | - | 6 | 6 | - | | | | | | | النزيف قبل الولادة |
| Gestational Diabetic Mother | 69 | 62 | 7 | 68 | 55 | 13 | 44 | 36 | 8 | | | | | | | الامهات المصابات بالسكري |
| RH.Incompatibility | 32 | 24 | 8 | 29 | 20 | 9 | 19 | 13 | 6 | | | | | | | الامهات المصابات بالسكر الحلمي |
| Induced labour | 27 | 14 | 13 | 39 | 28 | 11 | 24 | 13 | 11 | | | | | | | تتأفر زمرة الدم |
| Accelerated labour | 155 | 97 | 58 | 108 | 69 | 39 | 92 | 57 | 35 | | | | | | | حث الولادة |
| Prolonged Rupture of Membrane | 9 | 4 | 5 | 6 | 3 | 3 | 9 | 6 | 3 | | | | | | | تعجيل الولادة |
| Preterm labour | 42 | 27 | 15 | 24 | 15 | 9 | 21 | 15 | 6 | | | | | | | طول فترة تمزق اغشية الجنين |
| Infant weight (< 2500 grm) | 42 | 24 | 18 | 32 | 21 | 11 | 32 | 21 | 11 | | | | | | | الولادة المبكرة |
| Macrosomic Infant (> 4000 grm) | 41 | 37 | 4 | 30 | 25 | 5 | 26 | 23 | 3 | | | | | | | وزن المولود اقل من ٢٥٠٠ كجم |
| Born before arrival | 5 | 4 | 1 | 2 | 2 | - | 3 | 2 | 1 | | | | | | | مولود ضخم البدن اكثر من ٤ كجم |
| P.P.H. | 6 | 3 | 3 | 8 | 8 | - | 2 | 1 | 1 | الولادة قبل الوصول الى المستشفى | | | | | | |
| | | | | | | | | | | | | | | | نزيف بعد الولادة | |

عدد المرضى المعالجين في وحدة العلاج المساعد للانجاب ، ونتائج الحمل ونسبة النجاح خلال العام خلال العام ٢٠٠٨م
NUMBER OF PATIENTS TREATED AND COMPLETED CYCLES IN ASSISTED CONCEPTION UNIT, OUTCOME OF THEIR PREGNANCY
AND THE SUCCESS RATE DURING THE YEAR 2008

Table No. (48)

جدول رقم (٤٨)

| TYPE OF TREATMENT | نسبة الحوامل % | | | نتيجة الحمل PREGNANCY OUTCOME | | | TREATED COMPLETED CYCLES | | | نوع العلاج |
|--|------------------|-------|--------|-------------------------------|----------|------|--------------------------|----------|------|------------------------------------|
| | Success Rate (%) | | | # of Clinical Pregnancy | | | المرضى المعالجين | | | |
| | TOTAL | N-QAT | QATARI | المجموع | غير قطري | قطري | المجموع | غير قطري | قطري | |
| | | | | TOTAL | N-QAT. | QAT | TOTAL | N-QAT. | QAT | |
| WOMEN IN THE AGE GROUP 36 YEARS AND BELOW | | | | | | | | | | |
| Conventional IVF | 0 | 0 | 0 | 0 | 0 | 0 | 0 | 0 | 0 | النساء في الفئة العمرية ٣٦ وما دون |
| Micro-Injection | 39 | 39 | 38 | 200 | 105 | 95 | 519 | 271 | 248 | المساعد على الانجاب التقليدية |
| Frozen Embryo Transfer | 17 | 17 | 16 | 22 | 10 | 12 | 133 | 59 | 74 | الزرق الدقيق |
| TOTAL | * | * | * | 222 | 115 | 107 | 652 | 330 | 322 | نقل الجنين المتجمد |
| WOMEN IN THE AGE GROUP 37 YEARS AND ABOVE | | | | | | | | | | |
| Conventional IVF | 0 | 0 | 0 | 0 | 0 | 0 | 0 | 0 | 0 | النساء في الفئة العمرية ٣٧ وما فوق |
| Micro-Injection | 24 | 25 | 23 | 55 | 26 | 29 | 231 | 105 | 126 | المساعد على الانجاب التقليدية |
| Frozen Embryo Transfer | 10 | 5 | 13 | 5 | 1 | 4 | 51 | 21 | 30 | الزرق الدقيق |
| TOTAL | * | * | * | 60 | 27 | 33 | 282 | 126 | 156 | نقل الجنين المتجمد |
| TOTAL WOMEN (ALL AGE GROUPS) | | | | | | | | | | |
| Conventional IVF | 0 | 0 | 0 | 0 | 0 | 0 | 0 | 0 | 0 | مجموع النساء (جميع الفئات العمرية) |
| Micro-Injection | 34 | 35 | 33 | 255 | 131 | 124 | 750 | 376 | 374 | المساعد على الانجاب التقليدية |
| Frozen Embryo Transfer | 15 | 14 | 15 | 27 | 11 | 16 | 184 | 80 | 104 | الزرق الدقيق |
| TOTAL | * | * | * | 282 | 142 | 140 | 934 | 456 | 478 | نقل الجنين المتجمد |

* Success Rate Percentage (%) does not apply as it has two parameters i.e. MicroInjection & Frozen Embryo Transfer

Although Total CASES for two parameters is okay.

**عدد العمليات الجراحية في وحدة العلاج المساعد للإنباب في مستشفى النساء والولادة
خلال الفترة (٢٠٠٤ - ٢٠٠٨)**

NUMBER OF SURGICAL PROCEDURES DONE IN THE ASSISTED CONCEPTION UNIT OF THE WOMEN'S HOSPITAL
DURING THE PERIOD (2004 - 2008)

Table No.(49)

جدول رقم (٤٩)

| YEARS | SURGICAL PROCEDURES | المجموع الكلي G.TOTAL | غير قطري | | | قطري | | | الاجراءات العملية | السنة |
|-------|------------------------|--------------------------|-----------------|-----------|-------------|---------------|-----------|-------------|--|-------|
| | | | NON-QAT. TOT | M | F | QATARI TOT | M | F | | |
| 2004 | Ass. Conc. Pro. Surg. | 731 | 224 | - | 224 | 507 | - | 507 | الطرق الجراحية المساعدة للانجاب | ٢٠٠٤ |
| | Ass.conc.Non.Surg.Proc | 948 | 338 | - | 338 | 610 | - | 610 | الطرق الغير جراحية المساعدة للانجاب | |
| | Ass.Conc.Rel.Sur.Proc. | 141 | 63 | 20 | 43 | 78 | 24 | 54 | الطرق المتعلقة بالجراحة المساعدة للانجاب | |
| | Emergency cases | 14 | 9 | - | 9 | 5 | - | 5 | اجراءات طارئة مساعدة للانجاب | |
| | TOTAL | 1834 | 634 | 20 | 614 | 1200 | 24 | 1176 | المجموع | |
| 2005 | Ass. Conc. Pro. Surg. | 750 | 249 | - | 249 | 501 | - | 501 | الطرق الجراحية المساعدة للانجاب | ٢٠٠٥ |
| | Ass.conc.Non.Surg.Proc | 1114 | 446 | - | 446 | 668 | - | 668 | الطرق الغير جراحية المساعدة للانجاب | |
| | Ass.Conc.Rel.Sur.Proc. | 128 | 75 | 19 | 56 | 53 | 19 | 34 | الطرق المتعلقة بالجراحة المساعدة للانجاب | |
| | Emergency cases | 3 | 1 | - | 1 | 2 | - | 2 | اجراءات طارئة مساعدة للانجاب | |
| | TOTAL | 1995 | 771 | 19 | 752 | 1224 | 19 | 1205 | المجموع | |
| 2006 | Ass. Conc. Pro. Surg. | 672 | 255 | - | 255 | 417 | - | 417 | الطرق الجراحية المساعدة للانجاب | ٢٠٠٦ |
| | Ass.conc.Non.Surg.Proc | 1072 | 478 | - | 478 | 594 | - | 594 | الطرق الغير جراحية المساعدة للانجاب | |
| | Ass.Conc.Rel.Sur.Proc. | 105 | 64 | 32 | 32 | 41 | 21 | 20 | الطرق المتعلقة بالجراحة المساعدة للانجاب | |
| | Emergency cases | 5 | 1 | - | 1 | 4 | 0 | 4 | اجراءات طارئة مساعدة للانجاب | |
| | TOTAL | 1854 | 798 | 32 | 766 | 1056 | 21 | 1035 | المجموع | |
| 2007 | Ass. Conc. Pro. Surg. | 752 | 338 | - | 338 | 414 | - | 414 | الطرق الجراحية المساعدة للانجاب | ٢٠٠٧ |
| | Ass.conc.Non.Surg.Proc | 833 | 364 | - | 364 | 469 | - | 469 | الطرق الغير جراحية المساعدة للانجاب | |
| | Ass.Conc.Rel.Sur.Proc. | 99 | 56 | 31 | 25 | 43 | 36 | 7 | الطرق المتعلقة بالجراحة المساعدة للانجاب | |
| | Emergency cases | 12 | - | - | - | 12 | - | 12 | اجراءات طارئة مساعدة للانجاب | |
| | Intrauterine (IUI) | 312 | 236 | - | 236 | 76 | - | 76 | | |
| | TOTAL | 2008 | 994 | 31 | 963 | 1014 | 36 | 978 | المجموع | |
| 2008 | Ass. Conc. Pro. Surg. | 805 | 411 | - | 411 | 394 | - | 394 | الطرق الجراحية المساعدة للانجاب | ٢٠٠٨ |
| | Ass.conc.Non.Surg.Proc | 926 | 454 | - | 454 | 472 | - | 472 | الطرق الغير جراحية المساعدة للانجاب | |
| | Ass.Conc.Rel.Sur.Proc. | 83 | 57 | 37 | 20 | 26 | 22 | 4 | الطرق المتعلقة بالجراحة المساعدة للانجاب | |
| | Emergency cases | 5 | 1 | - | 1 | 4 | - | 4 | اجراءات طارئة مساعدة للانجاب | |
| | Intrauterine (IUI) | 340 | 257 | - | 257 | 83 | - | 83 | | |
| | TOTAL | 2159 | 1180 | 37 | 1143 | 979 | 22 | 957 | المجموع | |

عدد المرضى لوحدة العلاج الطبيعي بمؤسسة حمد الطبية حسب المكان
لعام ٢٠٠٨م

NUMBER OF PATIENTS ATTENDED IN PHYSIOTHERAPY UNITS IN HAMAD MEDICAL CORPORATION
BY LOCATION DURING THE YEAR 2008

Table No. (50)

جدول رقم (٥٠)

| LOCATION | GRAND TOTAL | NON-QATARI | | | QATARI | | | المكان |
|--------------------------------|--------------|------------------|----------------|--------------|------------------|----------------|--------------|------------------------------|
| | | المجموع Total | اناث Female | ذكور Male | المجموع Total | اناث Female | ذكور Male | |
| 1) Hamad General Hospital* | 20126 | 11307 | 6205 | 5102 | 8819 | 6567 | 2252 | (١) مستشفى حمد العام* |
| 2) Rumailah Hospital | 6047 | 3429 | 849 | 2580 | 2618 | 891 | 1727 | (٢) مستشفى الرميله |
| 3) Women's Hospital** | 457 | 263 | 133 | 130 | 194 | 105 | 89 | (٣) مستشفى النساء والولادة** |
| 4) Out Patient Clinics (Annex) | 5469 | 4457 | - | 4457 | 1012 | - | 1012 | (٤) ملحق العيادة الخارجية |
| 5) Al Amal Hospital | 723 | 483 | 178 | 305 | 240 | 137 | 103 | (٥) مستشفى الأمل |
| 6) Al-Khor Hospital | 4049 | 2828 | 429 | 2399 | 1221 | 677 | 544 | (٦) مستشفى الخور |
| 7) Al-Wakhra | 1419 | 758 | 373 | 385 | 661 | 394 | 267 | (٧) مستشفى الوكرة |
| TOTAL | 38290 | 23525 | 8167 | 15358 | 14765 | 8771 | 5994 | المجموع |

* includes outpatients of Physiotherapy unit at Bin Omran

** Male patients are from NICU.

*يشمل زيارات الى وحدة العلاج الطبيعي في بن عمران •
** المرضى الذكور من وحدة العناية المركزة للأطفال حديثي الولادة •

عدد جلسات العلاج الطبيعي التي اجريت لوحدة العلاج الطبيعي بمؤسسة حمد الطبية حسب المكان
لعام ٢٠٠٨م

NUMBER OF PHYSIOTHERAPY SESSIONS DONE IN HAMAD MEDICAL CORPORATION
BY LOCATION DURING THE YEAR 2008

Table No. (51)

جدول رقم (٥١)

| LOCATION | المجموع الكلي GRAND TOTAL | NON-QATARI غير قطري | | | QATARI قطري | | | المكان |
|--------------------------------|------------------------------|---------------------|----------------|---------------|------------------|----------------|--------------|-----------------------------|
| | | المجموع Total | اناث Female | ذكور Male | المجموع Total | اناث Female | ذكور Male | |
| 1) Hamad General Hospital* | 216741 | 126414 | 61995 | 64419 | 90327 | 61870 | 28457 | ١) مستشفى حمد العام* |
| 2) Rumailah Hospital | 153796 | 94069 | 25279 | 68790 | 59727 | 22199 | 37528 | ٢) مستشفى الرمييه |
| 3) Women's Hospital** | 7641 | 3804 | 1696 | 2108 | 3837 | 2083 | 1754 | ٣) مستشفى النساء والولادة** |
| 4) Out Patient Clinics (Annex) | 46790 | 38179 | - | 38179 | 8611 | - | 8611 | ٤) ملحق العيادة الخارجية |
| 5) Al Amal Hospital | 11412 | 6476 | 2404 | 4072 | 4936 | 2056 | 2880 | ٥) مستشفى الأمل |
| 6) Al-Khor Hospital | 16222 | 11117 | 1270 | 9847 | 5105 | 2751 | 2354 | ٦) مستشفى الخور |
| 7) Al-Wakhra | 23794 | 12627 | 5197 | 7430 | 11167 | 5991 | 5176 | ٧) الوكرة |
| TOTAL | 476396 | 292686 | 97841 | 194845 | 183710 | 96950 | 86760 | المجموع |

* includes outpatients to Physiotherapy Unit at Bin Omran.

** Male patients are from NICU.

*يشمل زيارات الى وحدة العلاج الطبيعي في بن عمران .
** المرضى الذكور من وحدة العناية المركزة للأطفال حديثي الولادة .

عدد المرضى وجلسات العلاج الطبيعي بمؤسسة حمد الطبية حسب المكان
خلال الفترة (٢٠٠٣-٢٠٠٨)

NUMBER OF PATIENTS & PHYSIOTHERAPY SESSIONS DONE IN HAMAD MEDICAL CORPORATION
BY LOCATION DURING THE PERIOD (2003 - 2008)

Table No. (52)

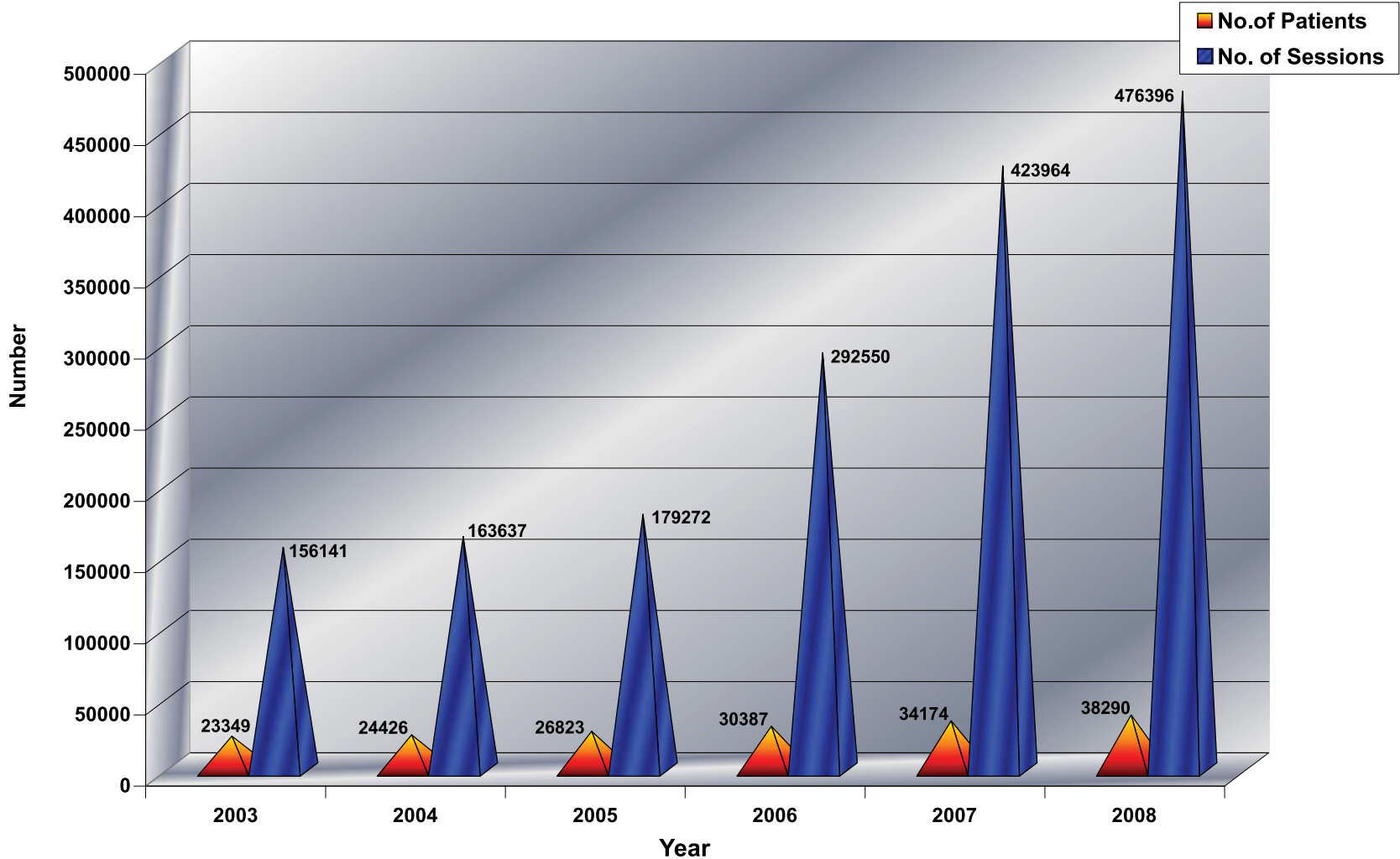
جدول رقم (٥٢)

| LOCATION | 2008 | | 2007 | | 2006 | | 2005 | | 2004 | | 2003 | | المكان |
|--------------------------------|-----------------------------------|----------------------------------|-----------------------------------|----------------------------------|-----------------------------------|----------------------------------|-----------------------------------|----------------------------------|-----------------------------------|----------------------------------|-----------------------------------|----------------------------------|-----------------------------|
| | عدد الجلسات NO. OF SESSIONS | عدد المرضى NO. OF PATIENTS | عدد الجلسات NO. OF SESSIONS | عدد المرضى NO. OF PATIENTS | عدد الجلسات NO. OF SESSIONS | عدد المرضى NO. OF PATIENTS | عدد الجلسات NO. OF SESSIONS | عدد المرضى NO. OF PATIENTS | عدد الجلسات NO. OF SESSIONS | عدد المرضى NO. OF PATIENTS | عدد الجلسات NO. OF SESSIONS | عدد المرضى NO. OF PATIENTS | |
| 1) Hamad General Hospital* | 216741 | 20126 | 183964 | 16112 | 137797 | 14407 | 67302 | 9266 | 59998 | 8828 | 59738 | 9026 | ١) مستشفى حمد العام* |
| 2) Rumailah Hospital | 153796 | 6047 | 137143 | 6072 | 77514 | 5783 | 50560 | 9149 | 50178 | 8540 | 44720 | 8018 | ٢) مستشفى الرميلة |
| 3) Women's Hospital | 7641 | 457 | 6506 | 420 | 7598 | 472 | 4305 | 300 | 2061 | 280 | 1946 | 244 | ٣) مستشفى النساء والولادة |
| 4) Out Patient Clinics (Annex) | 46790 | 5469 | 46134 | 5378 | 38066 | 4373 | 36874 | 4236 | 37606 | 4193 | 37155 | 3609 | ٤) ملحق العيادة الخارجية |
| 5) Al Amal Hospital | 11412 | 723 | 8797 | 420 | 6969 | 413 | 4832 | 566 | 644 | 66 | Started in 2004 | | ٥) مستشفى الأمل |
| 6) Al-Khor Hospital | 16222 | 4049 | 16805 | 4213 | 14271 | 3514 | 8639 | 1782 | 6054 | 1063 | 6198 | 1121 | ٦) الخور |
| 7) Al-Wakhra | 23794 | 1419 | 24615 | 1559 | 10335 | 1425 | 6760 | 1524 | 7096 | 1456 | 6384 | 1331 | ٧) الوكرة |
| TOTAL | 476396 | 38290 | 423964 | 34174 | 292550 | 30387 | 179272 | 26823 | 163637 | 24426 | 156141 | 23349 | المجموع |
| No. of Sessions/Patient | 12.4 | | 12.4 | | 9.6 | | 6.7 | | 6.7 | | 6.7 | | عدد الجلسات لكل مريض |

* includes outpatients of Physiotherapy unit at Bin Omran

*يشمل زيارات الى وحدة العلاج الطبيعي في بن عمران •

**NUMBER OF PATIENTS & PHYSIOTHERAPY SESSIONS DONE
IN HAMAD MEDICAL CORPORATION DURING THE PERIOD (2003 - 2008)**



عدد المرضى وجلسات العلاج في قسم التأهيل المهني بمؤسسة حمد الطبية

حسب الجنسية والجنس لعام ٢٠٠٨م

NUMBER OF PATIENTS AND OCCUPATIONAL THERAPY SESSIONS DONE
IN HAMAD MEDICAL CORPORATION BY NATIONALITY AND SEX DURING THE YEAR 2008

Table No. (53)

جدول رقم (٥٣)

| NAME OF THE HOSPITAL | المجموع TOTAL SESSIONS | عدد الجلسات NO. OF SESSIONS | | | | المجموع TOTAL PATIENTS | عدد المرضى NO. OF PATIENTS | | | | اسم المستشفى |
|------------------------|------------------------------|-----------------------------|-------------|----------------|-------------|------------------------------|----------------------------|-------------|----------------|-------------|--|
| | | غير قطري NON QATARI | | قطري QATARI | | | غير قطري NON QATARI | | قطري QATARI | | |
| | | Female انثى | Male ذكر | Female انثى | Male ذكر | | Female انثى | Male ذكر | Female انثى | Male ذكر | |
| HAMAD HOSPITAL | 32805 | 3820 | 16545 | 4535 | 7905 | 9638 | 942 | 5220 | 1254 | 2222 | مستشفى حمد |
| RUMAILLAH HOSPITAL | 173664 | 16452 | 114862 | 13969 | 28381 | 53807 | 6010 | 32060 | 5212 | 10525 | مستشفى الرمييه |
| PSYCHIATRY | 16258 | 2314 | 3270 | 5836 | 4838 | 5441 | 600 | 1243 | 1492 | 2106 | إدارة الأمراض النفسية |
| WOMEN'S HOSPITAL(NICU) | 1556 | 305 | 298 | 487 | 466 | 393 | 74 | 75 | 124 | 120 | مستشفى النساء الولادة (الاطفال الحديثي الولادة) |
| GRAND TOTAL | 224283 | 22891 | 134975 | 24827 | 41590 | 69279 | 7626 | 38598 | 8082 | 14973 | المجموع الكلي |

عدد المرضى وجلسات العلاج في قسم التأهيل المهني بمؤسسة حمد الطبية
حسب الشهر خلال الفترة (٢٠٠٣ - ٢٠٠٨ م)

NUMBER OF PATIENTS AND OCCUPATIONAL THERAPY SESSIONS DONE IN HAMAD MEDICAL CORPORATION

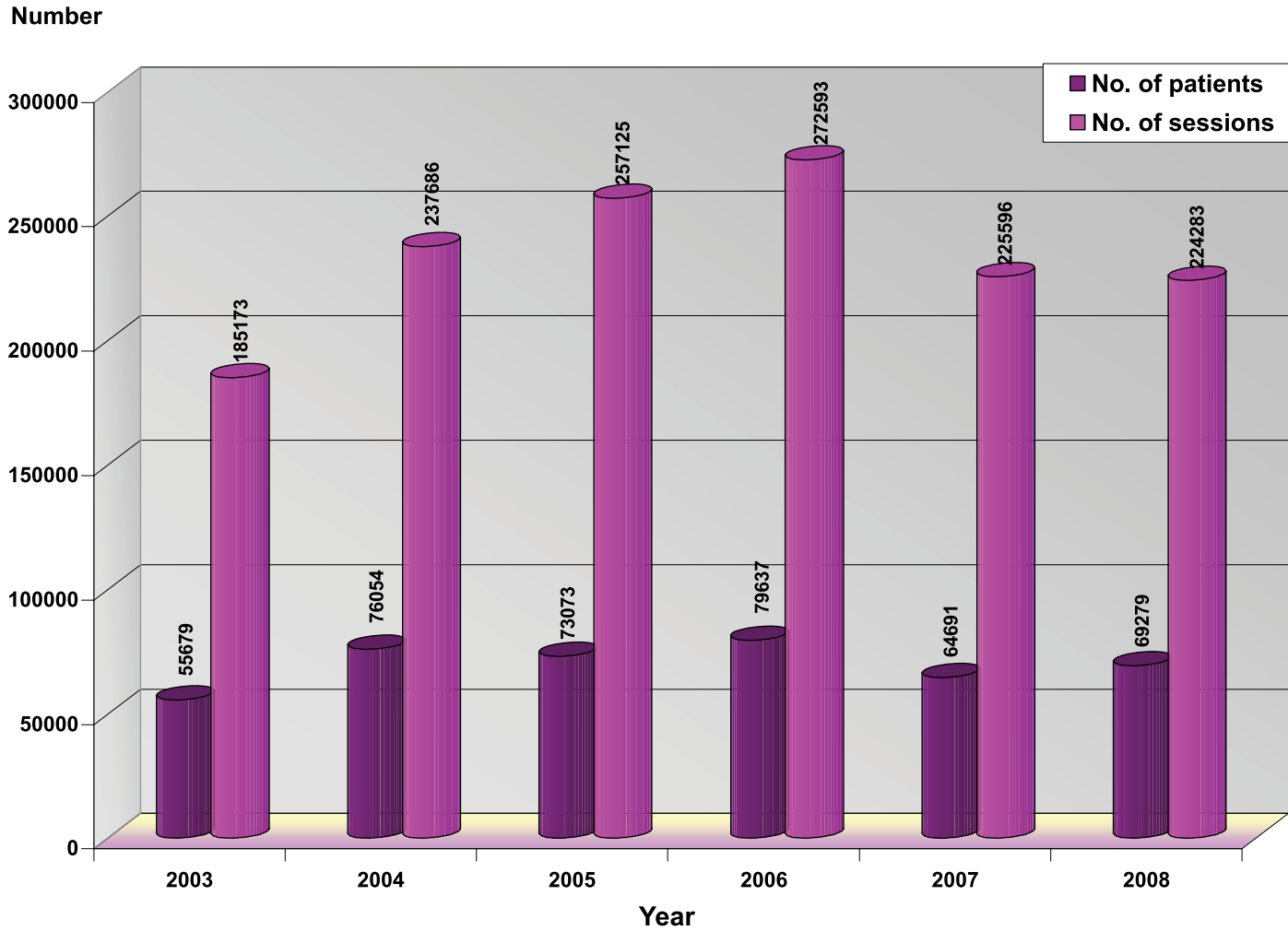
BY MONTH DURING THE PERIOD (2003 - 2008)

Table No. (54)

جدول رقم (٥٤)

| MONTH | 2008 | | 2007 | | 2006 | | 2005 | | 2004 | | 2003 | | الشهر |
|--------------------------------|-----------------------------------|----------------------------------|-----------------------------------|----------------------------------|-----------------------------------|----------------------------------|-----------------------------------|----------------------------------|-----------------------------------|----------------------------------|-----------------------------------|----------------------------------|----------------------|
| | عدد الجلسات NO. OF SESSIONS | عدد المرضى NO. OF PATIENTS | عدد الجلسات NO. OF SESSIONS | عدد المرضى NO. OF PATIENTS | عدد الجلسات NO. OF SESSIONS | عدد المرضى NO. OF PATIENTS | عدد الجلسات NO. OF SESSIONS | عدد المرضى NO. OF PATIENTS | عدد الجلسات NO. OF SESSIONS | عدد المرضى NO. OF PATIENTS | عدد الجلسات NO. OF SESSIONS | عدد المرضى NO. OF PATIENTS | |
| 1) January | 21997 | 6585 | 20881 | 4817 | 20635 | 5953 | 15502 | 6234 | 13879 | 4460 | 14950 | 4134 | يناير |
| 2) February | 19055 | 7111 | 18308 | 5195 | 26992 | 7100 | 17171 | 7130 | 14810 | 4855 | 9847 | 3090 | فبراير |
| 3) March | 21335 | 6454 | 24898 | 6295 | 27174 | 8457 | 20471 | 5840 | 19006 | 6092 | 16778 | 5395 | مارس |
| 4) April | 21884 | 6654 | 18022 | 5223 | 23722 | 7474 | 17834 | 4871 | 20453 | 6496 | 15265 | 4564 | أبريل |
| 5) May | 20526 | 6394 | 19955 | 5912 | 26507 | 8015 | 23542 | 6226 | 24994 | 8048 | 15892 | 4753 | مايو |
| 6) June | 20831 | 6411 | 17939 | 5413 | 19478 | 6075 | 22154 | 5821 | 19104 | 7299 | 17553 | 4999 | يونيو |
| 7) July | 20445 | 5951 | 19584 | 6793 | 24099 | 6781 | 22114 | 5659 | 23348 | 6715 | 16476 | 4677 | يوليو |
| 8) August | 19295 | 5593 | 17366 | 4996 | 27610 | 7383 | 25403 | 6273 | 23624 | 6966 | 16089 | 4609 | أغسطس |
| 9) September | 14632 | 4516 | 16540 | 4391 | 20346 | 5799 | 24619 | 6184 | 23818 | 7056 | 17182 | 5432 | سبتمبر |
| 10) October | 15563 | 4593 | 15912 | 4854 | 17383 | 4940 | 28742 | 6992 | 21481 | 6609 | 17974 | 5277 | أكتوبر |
| 11) November | 16645 | 5033 | 19121 | 5786 | 19875 | 6279 | 18877 | 4943 | 15665 | 4731 | 11166 | 3549 | نوفمبر |
| 12) December | 12075 | 3984 | 17070 | 5016 | 18772 | 5381 | 20696 | 6900 | 17504 | 6727 | 16001 | 5200 | ديسمبر |
| TOTAL | 224283 | 69279 | 225596 | 64691 | 272593 | 79637 | 257125 | 73073 | 237686 | 76054 | 185173 | 55679 | المجموع |
| No. of Sessions/patient | 3.2 | | 3.5 | | 3.4 | | 3.5 | | 3.1 | | 3.3 | | عدد الجلسات لكل مريض |

**NUMBER OF PATIENTS AND OCCUPATIONAL THERAPY SESSIONS DONE
IN HAMAD MEDICAL CORPORATION(2003 - 2008)**



عدد جلسات العلاج التنفسي بمستشفى حمد العام حسب نوع العلاج، والجنسية والجنس (لعام ٢٠٠٨)

NUMBER OF RESPIRATORY THERAPY SESSIONS DONE IN THE RESPIRATORY DEPARTMENT OF THE HAMAD GENERAL HSOPITAL

BY IT'S TYPE, NATIONALITY AND SEX DURING THE YEAR 2008

Table No.(55)

جدول رقم (٥٥)

| TYPE OF TREATMENT | No. of Sessions عدد الجلسات | | | | | | | | الجنس Sex | الجنسية Nationality | |
|------------------------------|-----------------------------|--------------|--------------|--------------|-------------|-------------|-------------|--------------|--------------|------------------------|---------------------------|
| | Total | 65+ | (55 - 64) | (45 - 54) | (35 - 44) | (25 - 34) | (15-24) | (0 - 14) | | | |
| BIPAP | 143 | 63 | 33 | 19 | 5 | 7 | 14 | 2 | M ذكور | Q | استخدام جهاز بابياب |
| | 141 | 59 | 41 | 10 | 1 | 25 | 5 | F اناث | قطري | | |
| | 462 | 63 | 71 | 97 | 105 | 100 | 25 | 1 | M ذكور | N.Q | |
| | 176 | 75 | 57 | 10 | 11 | 19 | 4 | F اناث | غير قطري | | |
| TOTAL | 922 | 260 | 202 | 136 | 122 | 151 | 48 | 3 | المجموع | | |
| CAPNOGRAPHY | 104 | 38 | 31 | 7 | 7 | 7 | 14 | | M ذكور | Q | مقياس ثاني أوكسيد الكربون |
| | 69 | 36 | 3 | 3 | 1 | 24 | 2 | | F اناث | قطري | |
| | 484 | 56 | 77 | 105 | 110 | 107 | 27 | 2 | M ذكور | N.Q | |
| | 137 | 54 | 38 | 9 | 11 | 21 | 4 | | F اناث | غير قطري | |
| TOTAL | 794 | 184 | 149 | 124 | 129 | 159 | 47 | 2 | المجموع | | |
| CHEST PHYSIOTHERAPY | 21648 | 8609 | 2093 | 1336 | 602 | 396 | 1251 | 7361 | M ذكور | Q | العلاج الطبيعي للصدر |
| | 21338 | 8484 | 2033 | 2855 | 1053 | 1117 | 222 | 5574 | F اناث | قطري | |
| | 42932 | 6257 | 4965 | 6117 | 5995 | 6475 | 2911 | 10212 | M ذكور | N.Q | |
| | 12853 | 2393 | 2025 | 1044 | 933 | 973 | 228 | 5257 | F اناث | غير قطري | |
| TOTAL | 98771 | 25743 | 11116 | 11352 | 8583 | 8961 | 4612 | 28404 | المجموع | | |
| TEACHING PATIENTS AT HOME | 168 | 91 | 8 | 8 | 14 | | 16 | 31 | M ذكور | Q | العناية المنزلية |
| | 203 | 98 | 49 | 20 | 12 | 8 | 4 | 12 | F اناث | قطري | |
| | 108 | 20 | 10 | 15 | 8 | 4 | | 51 | M ذكور | N.Q | |
| | 104 | 30 | 12 | 20 | | 12 | | 30 | F اناث | غير قطري | |
| TOTAL | 583 | 239 | 79 | 63 | 34 | 24 | 20 | 124 | المجموع | | |

Table No.(55)contd...

تابع جدول رقم (٥٥)

| TYPE OF TREATMENT | No. of Sessions عدد الجلسات | | | | | | | | الجنس Sex | الجنسية Nationality | نوع العلاج |
|--|-----------------------------|--------------|--------------|--------------|--------------|--------------|-------------|--------------|--------------|------------------------|---|
| | Total | 65+ | (55 - 64) | (45 - 54) | (35 - 44) | (25 - 34) | (15-24) | (0 - 14) | | | |
| INTERMITTENT POSITIVE PRESSURE BREATHING | 172 | 88 | 21 | 23 | 7 | 12 | 21 | | M ذكور | Q | استخدام جهاز التنفس (IPPB) بعد الجراحة |
| | 90 | 52 | 12 | 19 | 1 | 4 | 2 | | F اناث | قطري | |
| | 281 | 64 | 51 | 65 | 40 | 46 | 15 | | M ذكور | N.Q | |
| | 70 | 22 | 18 | 9 | 7 | 9 | 4 | 1 | F اناث | غير قطري | |
| TOTAL | 613 | 226 | 102 | 116 | 55 | 71 | 42 | 1 | المجموع | | |
| NEBULIZER TREATMENT | 27522 | 10957 | 2906 | 1674 | 912 | 609 | 1326 | 9138 | M ذكور | Q | العلاج بالرزاذ |
| | 28220 | 9893 | 2739 | 4339 | 1338 | 1589 | 402 | 7920 | F اناث | قطري | |
| | 57979 | 8033 | 7354 | 8859 | 8501 | 9062 | 3175 | 12995 | M ذكور | N.Q | |
| | 17910 | 2666 | 2571 | 1552 | 1436 | 1449 | 380 | 7856 | F اناث | غير قطري | |
| TOTAL | 131631 | 31549 | 15570 | 16424 | 12187 | 12709 | 5283 | 37909 | المجموع | | |
| OXYGEN THERAPY | 33290 | 13374 | 3264 | 2128 | 1050 | 765 | 2158 | 10551 | M ذكور | Q | العلاج بالأكسجين |
| | 32209 | 12358 | 3442 | 4547 | 1309 | 1720 | 462 | 8371 | F اناث | قطري | |
| | 71076 | 11354 | 8478 | 10564 | 9995 | 11090 | 4603 | 14992 | M ذكور | N.Q | |
| | 20951 | 3352 | 2997 | 1797 | 1693 | 1762 | 408 | 8942 | F اناث | غير قطري | |
| TOTAL | 157526 | 40438 | 18181 | 19036 | 14047 | 15337 | 7631 | 42856 | المجموع | | |
| TCPO2 | 73 | | | | | | | 73 | M ذكور | Q | قياس تركيز أوكسجين الدم عبر الجلد (في الاطفال) |
| | 43 | | | | | | 2 | 41 | F اناث | قطري | |
| | 147 | 2 | | | | | 2 | 143 | M ذكور | N.Q | |
| | 86 | | | | | | | 86 | F اناث | غير قطري | |
| TOTAL | 349 | 2 | 0 | 0 | 0 | 0 | 4 | 343 | المجموع | | |

Table No.(55)contd...

تابع جدول رقم (٥٥)

| TYPE OF TREATMENT | No. of Sessions عدد الجلسات | | | | | | | | الجنس Sex | الجنسية Nationality | |
|----------------------------|-----------------------------|---------------|--------------|--------------|--------------|--------------|--------------|---------------|----------------|------------------------|-------------------------------------|
| | Total | 65+ | (55 - 64) | (45 - 54) | (35 - 44) | (25 - 34) | (15-24) | (0 - 14) | | | |
| VENTILATOR TUBE CHANGES | 3689 | 1843 | 450 | 284 | 127 | 82 | 256 | 647 | M ذكور | Q | تغيير انابيب جهاز التنفس الصناعي |
| | 2866 | 1369 | 336 | 657 | 40 | 139 | 48 | 277 | F اناث | قطري | |
| | 7839 | 1224 | 1080 | 1183 | 1245 | 1314 | 567 | 1226 | M ذكور | N.Q | |
| | 1911 | 397 | 419 | 236 | 126 | 147 | 49 | 537 | F اناث | غير قطري | |
| TOTAL | 16305 | 4833 | 2285 | 2360 | 1538 | 1682 | 920 | 2687 | المجموع | | |
| VENTILATORS | 30583 | 14417 | 3294 | 2102 | 858 | 549 | 2239 | 7124 | M ذكور | Q | الجهاز التنفسي |
| | 25150 | 13191 | 3176 | 4167 | 412 | 905 | 324 | 2975 | F اناث | قطري | |
| | 60552 | 10509 | 7807 | 9157 | 8480 | 8930 | 4969 | 10700 | M ذكور | N.Q | |
| | 14929 | 3807 | 3114 | 1687 | 876 | 1014 | 336 | 4095 | F اناث | غير قطري | |
| TOTAL | 131214 | 41924 | 17391 | 17113 | 10626 | 11398 | 7868 | 24894 | المجموع | | |
| Arterial Blood Gas(ABG) | 505 | 248 | 57 | 51 | 52 | 22 | 53 | 22 | M ذكور | Q | تحليل غازات الدم الشرياني |
| | 436 | 235 | 58 | 84 | 14 | 12 | 28 | 5 | F اناث | قطري | |
| | 1334 | 269 | 200 | 253 | 216 | 258 | 100 | 38 | M ذكور | N.Q | |
| | 337 | 113 | 71 | 44 | 25 | 27 | 39 | 18 | F اناث | غير قطري | |
| TOTAL | 2612 | 865 | 386 | 432 | 307 | 319 | 220 | 83 | المجموع | | |
| Nitric Oxide | 205 | - | - | - | - | - | 12 | 193 | M ذكور | Q | أكسيد النتريك |
| | 156 | - | - | - | - | - | 30 | 126 | F اناث | قطري | |
| | 522 | 30 | - | 12 | - | - | 4 | 476 | M ذكور | N.Q | |
| | 318 | - | - | - | - | - | - | 318 | F اناث | غير قطري | |
| TOTAL | 1201 | 30 | 0 | 12 | 0 | 0 | 46 | 1113 | المجموع | | |
| GRAND TOTAL* | 542521 | 146293 | 65461 | 67168 | 47628 | 50811 | 26741 | 138419 | المجموع الكلي* | | |

* 296 respiratory treatments are not included due to the unavailability of the age of the patients.

*Add to this, 172380 cases had therapist assistance for transporting ventilator patients for various procedures .

عدد جلسات العلاج التنفسي* بمستشفى حمد العام حسب نوع العلاج خلال الفترة (٢٠٠١-٢٠٠٨م)

NUMBER OF RESPIRATORY THERAPY SESSIONS* DONE IN THE RESPIRATORY DEPT OF THE HAMAD GENERAL HOSPITAL

BY TYPE OF TREATMENT DURING THE PERIOD(2001 - 2008)

Table No.(56)

جدول رقم (٥٦)

| TREATMENTS & PROCEDURES | 2008 | 2007 | 2006 | 2005 | 2004 | 2003 | 2002 | 2001 | نوع العلاج |
|---------------------------------------|---------------|---------------|---------------|---------------|---------------|---------------|---------------|---------------|---------------------------------|
| Ventilators | 131214 | 104763 | 98334 | 99995 | 83544 | 69831 | 69980 | 123964 | جهاز التنفسي الصناعي |
| Chest Phys. Therapy | 98771 | 95847 | 89518 | 89351 | 73476 | 60388 | 59484 | 75336 | علاج طبيعي للمصدر |
| Nebulizer Treat | 131631 | 119084 | 99553 | 93231 | 68693 | 57788 | 49799 | 46898 | العلاج بالبرذاذ |
| Oxygen Therapy | 157526 | 138357 | 104257 | 103263 | 74655 | 59574 | 56879 | 26299 | العلاج بالأكسجين |
| IPPB Treatment | 613 | 790 | 1118 | 1341 | 1725 | 2081 | 4386 | 4649 | علاج الصدر باستخدام جهاز (IPPB) |
| Ventilators Tube Changes | 16305 | 14108 | 12988 | 15567 | 12135 | 9142 | 18448 | 8294 | تغيير أنابيب الجهاز التنفسي |
| Capnography | 794 | 1597 | 1302 | 1431 | 2102 | 3005 | 4803 | 5733 | مقياس ثاني أكسيد الكربون |
| Home Care (Teaching patients at home) | 583 | 574 | 468 | 340 | 368 | 525 | 647 | 2780 | العناية المنزلية |
| Trans. Monitoring (TCPO2) | 349 | 5079 | 789 | 957 | 1260 | 2182 | 2181 | 1872 | مراقبة الحالات المنقولة |
| BIPAP | 922 | 2100 | 1119 | 1360 | 1822 | 2175 | 2060 | - | استخدام جهاز بايبياب |
| Aterial Blood Gas (ABG) | 2612 | 1913 | 22680 | 7297 | - | - | - | - | تحليل غازات الدم الشرياني |
| Nitric Oxide | 1201 | 540 | - | 130 | - | - | - | - | أكسيد النترريك |
| TOTAL | 542521 | 484752 | 432126 | 414263 | 319780 | 266691 | 268667 | 295825 | المجموع |

* does not include the respiratory therapy sessions done in the NICU, Women's Hospital.

لا يشمل دورات العلاج التنفسي الموجودة في وحدة العناية المركزة للأطفال حديثي الولادة في مستشفى النساء والولادة*.

عدد جلسات العلاج التنفسي* بوحدة الأطفال حديثي الولادة، مستشفى النساء والولادة

حسب نوع العلاج، والجنسية والجنس (العام ٢٠٠٨)

NUMBER OF RESPIRATORY THERAPY SESSIONS* DONE IN THE NEONATAL INTENSIVE CARE UNIT, WOMEN'S HOSPITAL
BY IT'S TYPE, NATIONALITY AND SEX DURING THE YEAR 2008

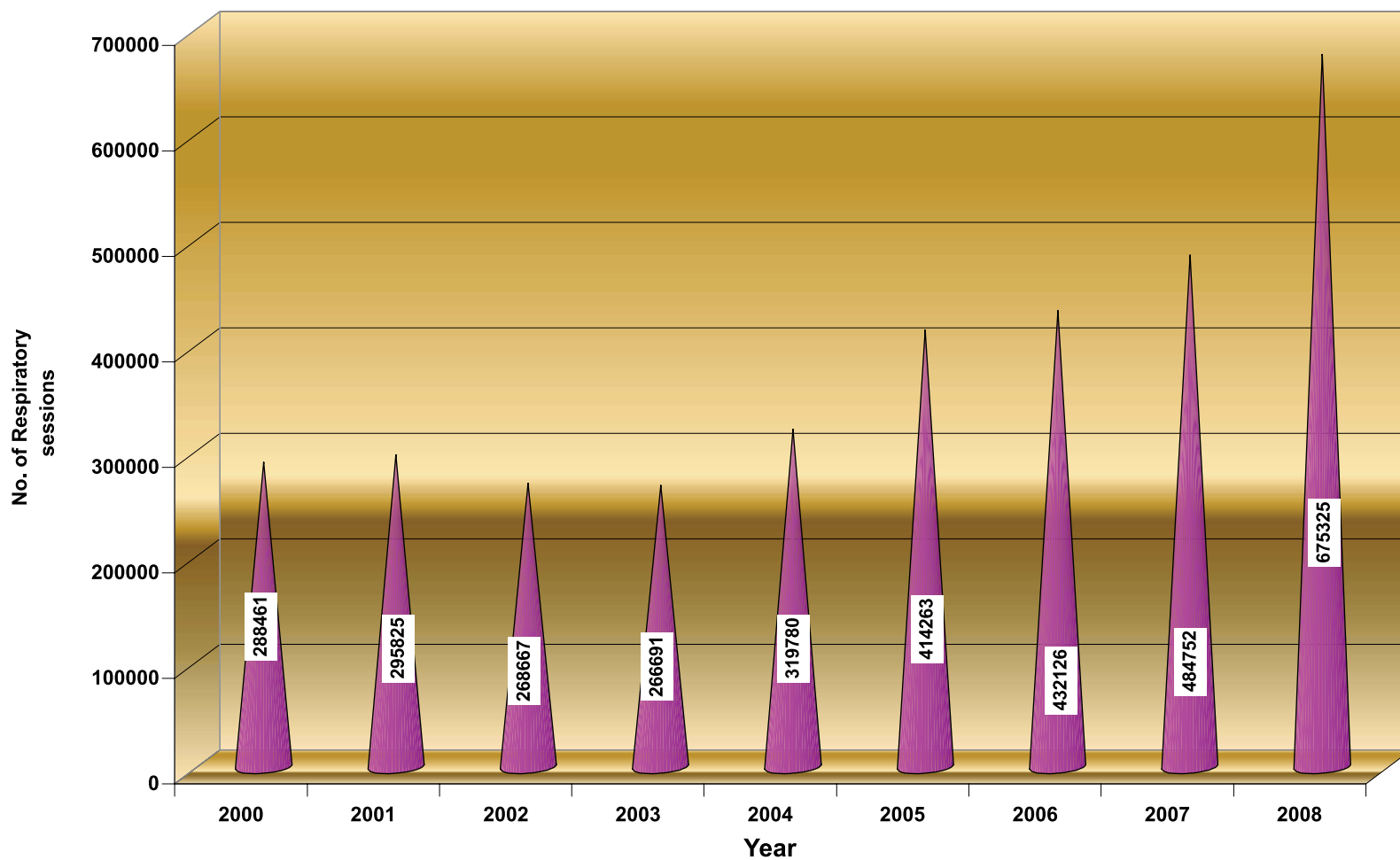
Table No. (57)

جدول رقم (٥٧)

| S.NO | TYPE OF TREATMENT | QATARI | | NON-QATARI | | TOTAL |
|------|--------------------------|------------|-------------|--------------|--------------|---------------|
| | | MALE | FEMALE | MALE | FEMALE | |
| 1 | Vent Checking | 128 | 352 | 19176 | 14028 | 33684 |
| 2 | SPO2 | 124 | 336 | 17696 | 12804 | 30960 |
| 3 | Assessment | 84 | 200 | 10112 | 6912 | 17308 |
| 4 | Limited Assessment | - | - | 6112 | 4600 | 10712 |
| 5 | Total RT Time | 52 | 72 | 864 | 6216 | 7204 |
| 6 | ABG/CBG | 32 | 84 | 3876 | 3120 | 7112 |
| 7 | Suction | 4 | 44 | 3788 | 2464 | 6300 |
| 8 | ETCO2 | - | 84 | 1308 | 1232 | 2624 |
| 9 | SXN | - | - | 1240 | 1152 | 2392 |
| 10 | Comprehensive Assessment | - | 8 | 1192 | 864 | 2064 |
| 11 | Aerosol | 4 | 8 | 848 | 872 | 1732 |
| 12 | Patient Positioning | - | 4 | 432 | 248 | 684 |
| 13 | Circuit Change | - | - | 268 | 244 | 512 |
| 14 | Patient Transport | - | - | 236 | 236 | 472 |
| 15 | NCPAP Connect | 12 | 8 | 184 | 128 | 332 |
| 16 | O2 Therapy | - | - | 180 | 140 | 320 |
| 17 | Extubation | - | 4 | 208 | 100 | 312 |
| 18 | Surfactant Admin. | 4 | 4 | 188 | 100 | 296 |
| 19 | NCPAP Disconnect | 4 | 4 | 160 | 88 | 256 |
| 20 | Neobar Change | - | - | 152 | 80 | 232 |
| 21 | Intubation | 4 | - | 132 | 72 | 208 |
| 22 | Code White | - | - | 64 | 100 | 164 |
| 23 | Nitric Oxide | - | - | 16 | 124 | 140 |
| 24 | Nasal Cannula | - | - | 64 | 40 | 104 |
| 25 | Chest Physio Therapy | - | - | 56 | 32 | 88 |
| 26 | Sensor Medics | - | 24 | 24 | 32 | 80 |
| 27 | Total Patient Cared | - | - | 48 | 16 | 64 |
| 28 | Code Blue | - | - | 32 | - | 32 |
| 29 | Others | 20 | 212 | 3348 | 2836 | 6416 |
| | TOTAL | 472 | 1448 | 72004 | 58880 | 132804 |

*Children below 2 years old

**NUMBER OF RESPIRATORY SESSIONS DONE IN HAMAD MEDICAL CORPORATION
BY YEAR DURING THE PERIOD (2000 - 2008)**



عدد التحاليل التي أجريت في مختبر الرئة والحساسية والمنظار والنوم - قسم الباطنة

حسب نوع التحاليل ، والجنسية والجنس (لعام ٢٠٠٨م)

NUMBER OF ANALYSIS DONE IN THE PULMONARY, ALLERGY, BRONCHOSCOPE AND SLEEP LAB.

DEPT. OF MEDICINE BY TYPE OF ANALYSIS, NATIONALITY AND SEX

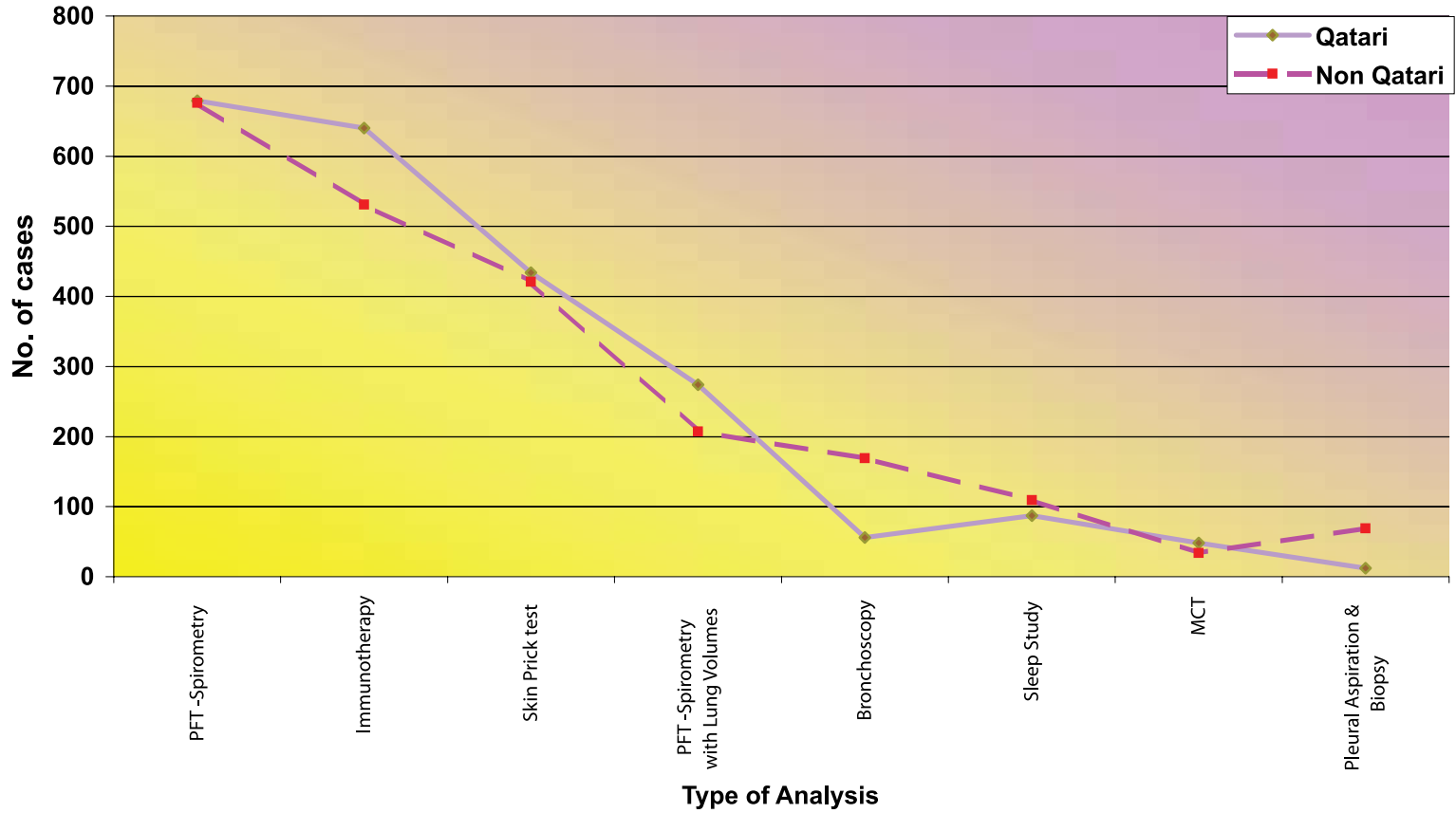
(DURING THE YEAR 2008)

Table No.(58)

جدول رقم (٥٨)

| Type of Analysis | المجموع Total | عدد التحاليل No. of Tests | | | | نوع التحاليل |
|---|------------------|------------------------------|--------------|----------------|--------------|--|
| | | غير قطري Non Qatari | | قطري Qatari | | |
| | | اناث Female | ذكور Male | اناث Female | ذكور Male | |
| 1) PFT - Spirometry | 1636 | 397 | 554 | 397 | 288 | ١) قياس التنفس |
| 2) Immunotherapy | 1112 | 241 | 327 | 336 | 208 | ٢) العلاج المناعي |
| 3) Skin prick test | 684 | 175 | 211 | 205 | 93 | ٣) اختبار حساسية الجلد |
| 4) PFT Spirometry with Lung Volumes & Diffusion | 869 | 133 | 239 | 205 | 292 | ٤) قياس التنفس مع قياس حجم الرئة |
| 5) Sleep Study | 332 | 36 | 142 | 78 | 76 | ٥) اختبار التنفس اثناء النوم |
| 6) Bronchoscopy | 354 | 83 | 194 | 40 | 37 | ٦) تنظير الرئة |
| 7) Thoracoscopy | 88 | 7 | 77 | - | 4 | ٧) تنظير الغشاء البلوري |
| 8) Methacholine Challenge(MCT) | 133 | 35 | 37 | 30 | 31 | ٨) اختبار الميكيتاكولين |
| 9) Pleural Aspiration & Biopsy | 41 | 3 | 36 | - | 2 | ٩) بزل السائل البلوري مع عينه من البلورا |
| 10) Cardio Pulmonary exercise test | 35 | 4 | 12 | 3 | 16 | ١٠) فحوصات للقلب و الرئة |
| TOTAL | 5284 | 1114 | 1829 | 1294 | 1047 | المجموع |

**NUMBER OF ANALYSIS DONE IN THE PULMONARY, ALLERGY, BRONCHOSCOPE
& SLEEP LAB BY NATIONALITY DURING THE YEAR 2008**



عدد التحاليل التي أجريت في مختبر الرئة والحساسية والمنظار والنوم - قسم الباطنة

حسب نوع التحاليل

خلال الفترة (٢٠٠١ - ٢٠٠٨)

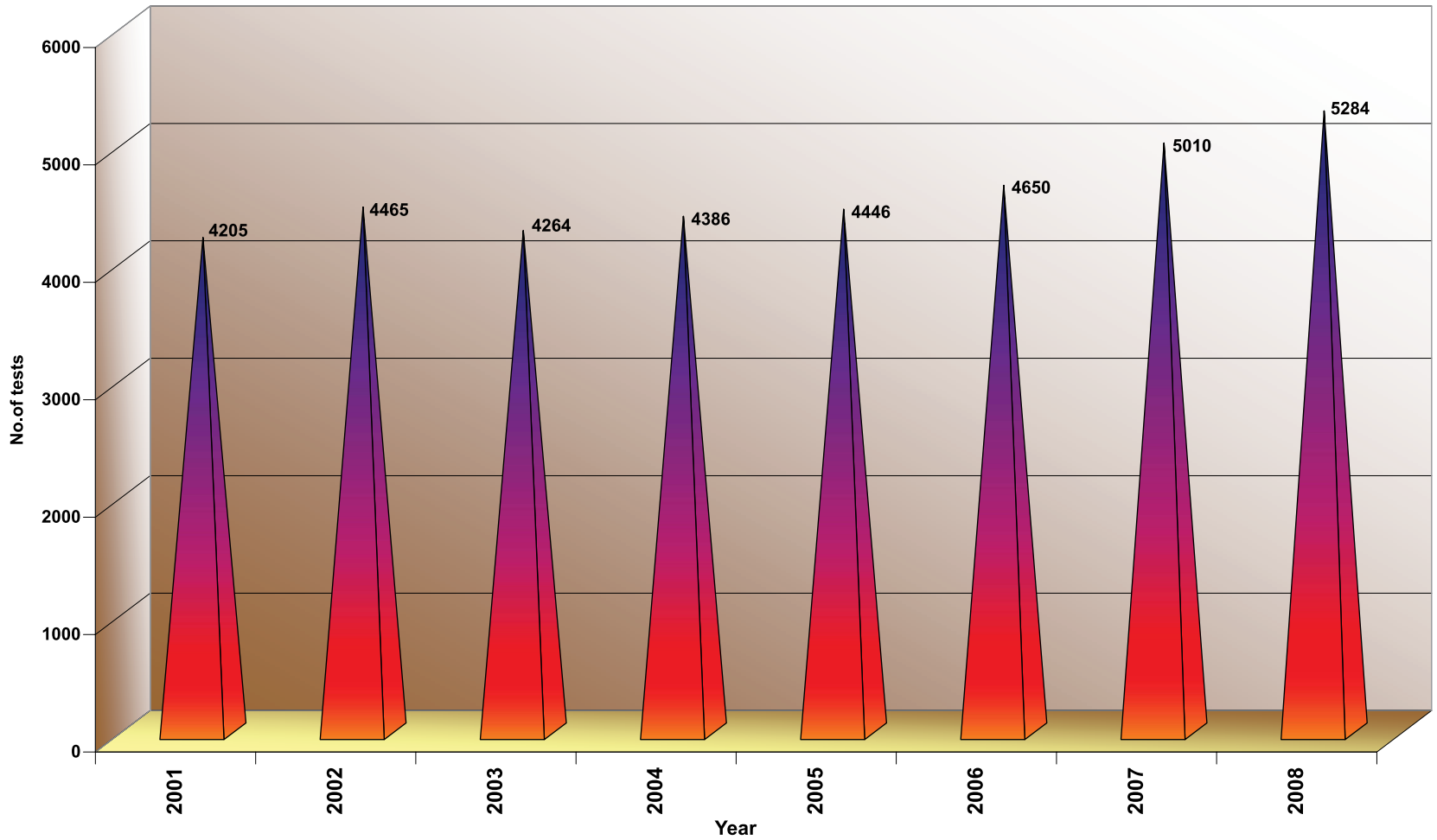
NUMBER OF ANALYSIS DONE IN THE PULMONARY, ALLERGY, BRONCHOSCOPE AND SLEEP LAB,
DEPT. OF MEDICINE BY TYPE OF ANALYSIS
DURING THE PERIOD (2001 - 2008)

Table No.(59)

جدول رقم (٥٩)

| TYPE OF ANALYSIS | عدد التحاليل | | | | | | | | نوع التحاليل |
|--|--------------|-------------|-------------|-------------|-------------|-------------|-------------|-------------|--|
| | 2008 | 2007 | 2006 | 2005 | 2004 | 2003 | 2002 | 2001 | |
| 1) PFT - Spirometry | 1636 | 1532 | 1456 | 1355 | 1288 | 1201 | 1193 | 1169 | ١) قياس التنفس |
| 2) Immunotherapy | 1112 | 1282 | 1153 | 1171 | 1129 | 1070 | 1708 | 1959 | ٢) العلاج المناعي |
| 3) Skin prick test | 684 | 745 | 762 | 855 | 961 | 1035 | 764 | 581 | ٣) اختبار حساسية الجلد |
| 4) PFT Spirometry with Lung Volumes & Diffusion | 869 | 663 | 563 | 481 | 460 | 430 | 265 | 140 | ٤) قياس التنفس مع قياس حجم الرئة |
| 5) Sleep Study | 332 | 319 | 256 | 196 | 186 | 170 | 103 | - | ٥) اختبار التنفس اثناء النوم |
| 6) Bronchoscopy | 354 | 258 | 272 | 225 | 216 | 252 | 304 | 243 | ٦) تنظير الرئة |
| 7) Thoracoscopy | 88 | - | - | - | - | - | - | - | ٧) تنظير الغشاء البلورى |
| 8) Methacholine Challenge(MCT) | 133 | 123 | 113 | 82 | 82 | 79 | 101 | 83 | ٨) اختبار الميكيتاكولين |
| 9) Pleural Aspiration & Biopsy | 41 | 88 | 75 | 81 | 64 | 27 | 27 | 30 | ٩) بزل السائل البلورى مع عينه من البلورا |
| 10) Cardiopulmonary exercise test | 35 | - | - | - | - | - | - | - | ١٠) فحوصات للقلب والرئة |
| TOTAL | 5284 | 5010 | 4650 | 4446 | 4386 | 4264 | 4465 | 4205 | المجموع |

**NUMBER OF ANYALYSIS DONE IN THE PULMONARY, ALLERGY, BRONCHOSCOPE
AND SLEEP LAB DEPT. OF MEDICINE BY TYPE OF ANALYSIS
DURING THE PERIOD (2001-2008)**



عدد الوصفات الطبية التي صرفت من صيدليات مؤسسة حمد الطبية
حسب موقع الصيدلة
خلال الفترة (٢٠٠١ - ٢٠٠٨م)

NUMBER OF MEDICAL PRESCRIPTIONS ISSUED IN PHARMACIES
OF THE HAMAD MEDICAL CORPORATION
BY THE LOCATION OF THE PHARMACY
DURING THE PERIOD (2001 - 2008)

Table No. (60)

جدول رقم (٦٠)

| LOCATION OF THE PHARMACY | No. of Prescriptions | | | | | | | | موقع الصيدلة |
|----------------------------|----------------------|----------------|----------------|----------------|--------------------------|----------------|----------------|----------------|-----------------------------------|
| | 2008 | 2007 | 2006 | 2005 | 2004 | 2003 | 2002 | 2001 | |
| 1) Hamad General Hospital | 1725394 | 1535699 | 1213256 | 997787 | 933424 | 832878 | 755817 | 682485 | ١) مستشفى حمد العام |
| 2) Women's Hospital | 345587 | 310614 | 273002 | 308171 | 231618 | 201581 | 203736 | 186015 | ٢) مستشفى النساء |
| 3) Rumailah Hospital | 124651 | 79843 | 70814 | 67389 | 48139 | 45714 | 42457 | 40900 | ٣) مستشفى الرميثة |
| 4) Psychiatric Department | 30430 | 30171 | 30640 | 30228 | 27903 | 25992 | 20231 | 21592 | ٤) ادارة الأمراض النفسية |
| 5) Dermatology Clinic | 49727 | 49557 | 48043 | 56289 | 62054 | 57811 | 58752 | 58546 | ٥) عيادة الجلد |
| 6) Outpatient Annex | 20558 | 17305 | 16922 | 19512 | 20165 | 19313 | 18049 | 19154 | ٦) ملحق العيادة الخارجية |
| 7) Pediatric Urgent Center | 203635 | 216628 | 201431 | 164989 | 132079 | 113208 | 93525 | 61653 | ٧) مركز الأطفال للحالات المستعجلة |
| 8) Al Amal Hospital | 56919 | 44895 | 40331 | 25459 | Started in the year 2004 | | | | ٨) مستشفى الأمل |
| 9) Al Khor Hospital | 155530 | 153106 | 143315 | 83384 | Started in the year 2005 | | | | ٩) مستشفى الخور |
| TOTAL | 2712431 | 2437818 | 2037754 | 1753208 | 1455382 | 1296497 | 1192567 | 1070345 | المجموع |

عدد المتبرعين بالدم وعدد حالات الامراض المعدية المكتشفة بينهم حسب الجنسية
(خلال عام ٢٠٠٨ م)

NUMBER OF BLOOD DONORS

AND NUMBER OF INFECTIOUS CASES FOUND AMONG THEM

BY NATIONALITY (DURING THE YEAR 2008)

Table No.(61)

جدول رقم (٦١)

| NATIONALITY | الامراض المعدية Infectious disease (%) | عدد حالات الامراض المعدية No. of infectious cases | | | | | | | | عدد المتبرعين No. of Blood Donors | الجنسية |
|----------------|---|--|-------------------|--------------------|----------|---------|---------------------------|-------|-------------------------|--|--------------|
| | | المجموع Total | ملاريا Malaria | السفلس Syphilis | HTLV 1,2 | HIV 1,2 | التهاب الكبد ج HCV pos | HbcAb | التهاب الكبد ب HbsAg | | |
| 1) Sudanese | 32.2 | 125 | 74 | 6 | - | 1 | 2 | 37 | 5 | 388 | ١) سوداني |
| 2) Philipinos | 24.9 | 100 | 4 | 2 | - | 1 | - | 92 | 1 | 402 | ٢) فلبيني |
| 3) Bangladeshi | 21.5 | 44 | 1 | 4 | - | 1 | - | 34 | 4 | 205 | ٣) بنغالي |
| 4) Pakistani | 15.5 | 107 | 27 | 11 | 1 | 2 | 6 | 55 | 5 | 690 | ٤) باكستاني |
| 5) Somali | 15.2 | 5 | 1 | 2 | - | - | - | 2 | - | 33 | ٥) صومالي |
| 6) Egyptian | 12.4 | 248 | 1 | 10 | 6 | 15 | 36 | 169 | 11 | 2002 | ٦) مصري |
| 7) Nepali | 11.4 | 45 | 7 | 3 | 1 | 1 | 1 | 32 | - | 394 | ٧) نيبالي |
| 8) Tunisian | 10.6 | 10 | - | - | 1 | - | - | 9 | - | 94 | ٨) تونسي |
| 9) Omani | 9.7 | 7 | 5 | - | - | - | - | 2 | - | 72 | ٩) عماني |
| 10) Syrian | 9.7 | 187 | - | 10 | 5 | 7 | 3 | 147 | 15 | 1935 | ١٠) سوري |
| 11) Srilankan | 6.7 | 35 | 25 | 1 | 1 | 2 | - | 5 | 1 | 519 | ١١) سيرلانكي |
| 12) American | 7.5 | 6 | - | 1 | 1 | - | - | 4 | - | 80 | ١٢) أمريكي |
| 13) Canadian | 7.3 | 4 | - | 2 | - | - | - | 2 | - | 55 | ١٣) كندي |

Table (61) contd....

تابع جدول رقم (٦١)

| NATIONALITY | الامراض المعدية Infectious disease (%) | عدد حالات الامراض المعدية No. of infectious cases | | | | | | | | عدد المتبرعين No. of Blood Donors | الجنسية |
|-----------------|---|--|-------------------|--------------------|-----------|-----------|---------------------------|------------|-------------------------|--|----------------|
| | | المجموع Total | ملاريا Malaria | السفلس Syphilis | HTLV 1,2 | HIV 1,2 | التهاب الكبد ج HCV pos | HbcAb | التهاب الكبد ب HbsAg | | |
| 14) Indian | 7.4 | 168 | 39 | 16 | 4 | 2 | 3 | 99 | 5 | 2263 | ١٤) هندي |
| 15) Bahraini | 7.1 | 4 | - | 3 | 1 | - | - | - | - | 56 | ١٥) بحريني |
| 16) Lebanese | 6.0 | 17 | - | - | 3 | 1 | - | 11 | 2 | 285 | ١٦) لبناني |
| 17) Iranian | 5.7 | 23 | 8 | 5 | 1 | - | - | 8 | 1 | 406 | ١٧) ايراني |
| 18) Iraqi | 5.5 | 8 | 3 | 1 | - | - | - | 4 | - | 145 | ١٨) عراقي |
| 19) Saudi | 5.3 | 5 | 2 | - | - | - | - | 2 | 1 | 95 | ١٩) سعودي |
| 20) Yemeni | 3.4 | 13 | 7 | - | - | 1 | - | 5 | - | 380 | ٢٠) يمني |
| 21) Jordanian | 2.3 | 30 | - | 4 | 1 | 5 | - | 17 | 3 | 1291 | ٢١) أردني |
| 22) Qatari | 2.1 | 84 | 1 | 12 | 8 | 9 | 3 | 43 | 8 | 3928 | ٢٢) قطري |
| 23) British | 1.2 | 1 | - | - | - | - | - | 1 | - | 82 | ٢٣) بريطاني |
| 24) Palestinian | 0.8 | 8 | 2 | - | - | - | - | 6 | 0 | 1001 | ٢٤) فلسطيني |
| 25) Others | 22.5 | 126 | 21 | 6 | 3 | - | 2 | 88 | 6 | 559 | ٢٥) غيرهم |
| TOTAL | 8.1 | 1410 | 228 | 99 | 37 | 48 | 56 | 874 | 68 | 17360 | المجموع |

عدد المتبرعين بالدم حسب الشهر والجنسية والجنس
(خلال عام ٢٠٠٨ م)

NUMBER OF BLOOD DONORS BY MONTH, NATIONALITY AND SEX
(DURING THE YEAR 2008)

Table No. (62)

جدول رقم (٦٢)

| MONTH | المجموع TOTAL | غير قطري NON-QATARI | | قطري QATARI | | الشهر |
|-----------|------------------|---------------------|--------------|----------------|--------------|---------|
| | | اناث FEMALE | ذكور MALE | اناث FEMALE | ذكور MALE | |
| January | 1689 | 45 | 1244 | 35 | 365 | يناير |
| February | 1282 | 31 | 978 | 20 | 253 | فبراير |
| March | 1743 | 64 | 1271 | 38 | 370 | مارس |
| April | 1580 | 44 | 1200 | 18 | 318 | أبريل |
| May | 1416 | 37 | 1019 | 41 | 319 | مايو |
| June | 1684 | 46 | 1283 | 20 | 335 | يونيو |
| July | 1232 | 25 | 936 | 9 | 262 | يوليو |
| August | 1278 | 32 | 1013 | 14 | 219 | أغسطس |
| September | 1124 | 28 | 823 | 12 | 261 | سبتمبر |
| October | 1410 | 37 | 1007 | 33 | 333 | أكتوبر |
| November | 1367 | 33 | 1061 | 24 | 249 | نوفمبر |
| December | 1555 | 21 | 1154 | 16 | 364 | ديسمبر |
| TOTAL | 17360 | 443 | 12989 | 280 | 3648 | المجموع |

**كميات الدم التي تم التبرع بها حسب الجنسية وفصيلة الدم
وكمية الدم المستهلكة
(خلال عام ٢٠٠٨ م)**

**QUANTITY OF BLOOD DONATED BY NATIONALITY & BLOOD GROUP
AND QUANTITY OF BLOOD CONSUMED
(DURING THE YEAR 2008)**

Table No. (63)

جدول رقم (٦٣)

| BLOOD GROUP | كمية الدم المستهلكة Quantity of Blood Used | النسبة المئوية % | المجموع TOTAL | كمية الدم (الوحدة)* Quantity of blood (unit)* | | فصيلة الدم |
|--------------|---|---------------------|------------------|--|----------------|----------------|
| | | | | غير قطري Non-Qatari | قطري Qatari | |
| O-Positive | 5371 | 37.6 | 6535 | 4734 | 1801 | و - إيجابي |
| A-Positive | 3458 | 25.3 | 4388 | 3587 | 801 | أ - إيجابي |
| B-Positive | 2864 | 21.1 | 3671 | 2946 | 725 | ب- إيجابي |
| AB- Positive | 666 | 5.7 | 986 | 844 | 142 | أب- إيجابي |
| O-Negative | 639 | 4.7 | 817 | 559 | 258 | و- سلبي |
| A-Negative | 329 | 2.8 | 490 | 382 | 108 | أ - سلبي |
| B-Negative | 240 | 2.1 | 361 | 283 | 78 | ب- سلبي |
| AB-Negative | 18 | 0.6 | 112 | 97 | 15 | أب- سلبي |
| TOTAL | 13585 | 100.0 | 17360 | 13432 | 3928 | المجموع |

* Unit = 450 m.l

* الوحدة = ٤٥٠ م.ل

عدد المتبرعين لبنك الدم بمؤسسة حمد الطبية حسب جنسية المتبرع
(خلال الفترة ١٩٩٨ - ٢٠٠٨)

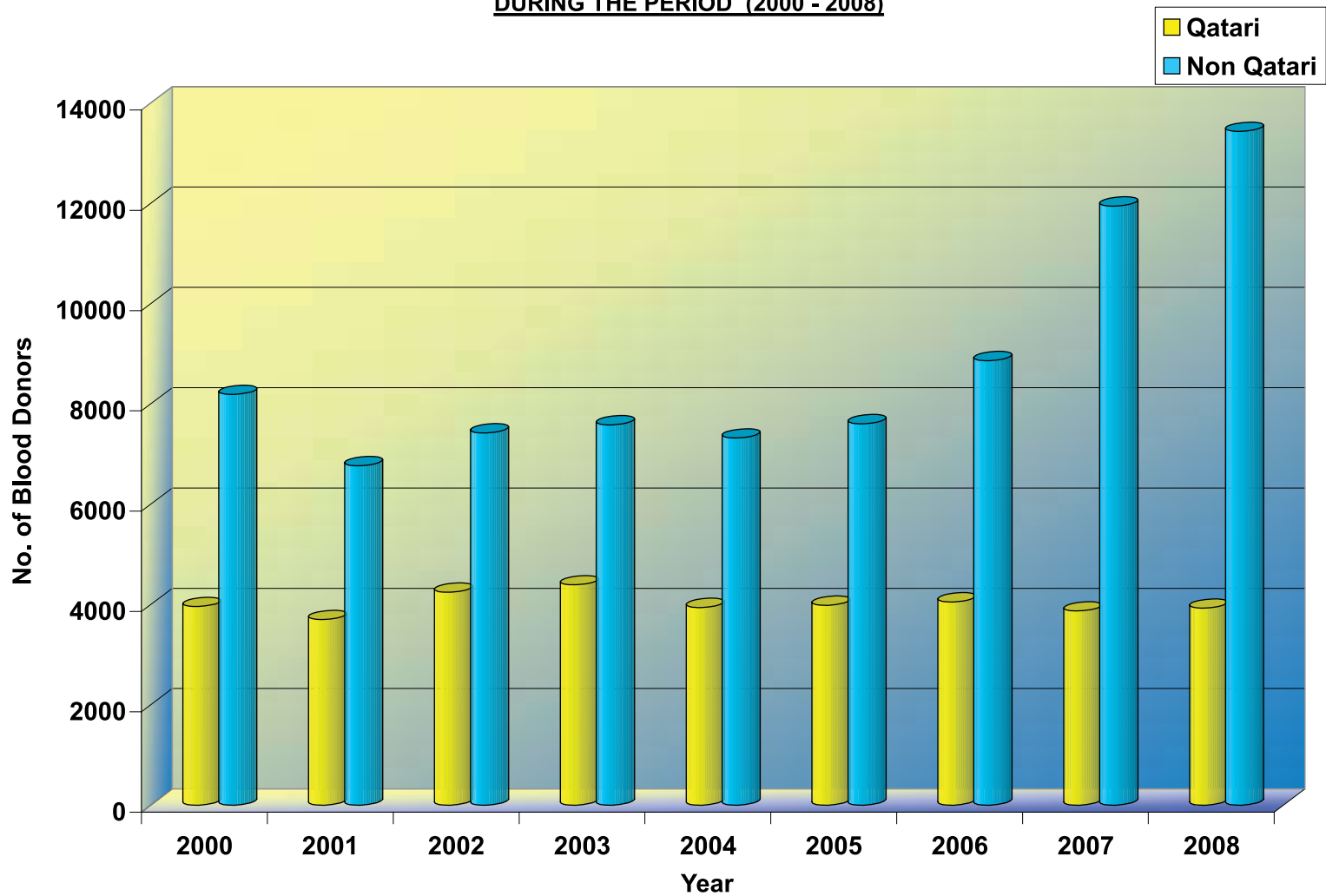
NUMBER OF BLOOD DONORS TO THE BLOOD BANK BY NATIONALITY
DURING THE PERIOD (1998 - 2008)

Table No. (64)

جدول رقم (٦٤)

| YEAR | المجموع Total | عدد المتبرعين No. of Blood Donors | | السنة |
|------|------------------|--------------------------------------|----------------|-------|
| | | غير قطري Non-Qatari | قطري Qatari | |
| 1998 | 10121 | 6384 | 3737 | ١٩٩٨ |
| 1999 | 9564 | 5745 | 3819 | ١٩٩٩ |
| 2000 | 12147 | 8188 | 3959 | ٢٠٠٠ |
| 2001 | 10468 | 6767 | 3701 | ٢٠٠١ |
| 2002 | 11666 | 7420 | 4246 | ٢٠٠٢ |
| 2003 | 11974 | 7582 | 4392 | ٢٠٠٣ |
| 2004 | 11261 | 7320 | 3941 | ٢٠٠٤ |
| 2005 | 11591 | 7605 | 3986 | ٢٠٠٥ |
| 2006 | 12914 | 8863 | 4051 | ٢٠٠٦ |
| 2007 | 15813 | 11942 | 3871 | ٢٠٠٧ |
| 2008 | 17360 | 13432 | 3928 | ٢٠٠٨ |

NUMBER OF BLOOD DONORS TO THE BLOOD BANK BY NATIONALITY
DURING THE PERIOD (2000 - 2008)



عدد الحالات الموافق على علاجها بالخارج من قبل اللجنة الطبية حسب التخصص

خلال الفترة (٢٠٠٢ - ٢٠٠٨م)

NUMBER OF CASES APPROVED FOR TREATMENT ABROAD BY THE MEDICAL BOARD
BY SPECIALITY DURING THE PERIOD (2002 - 2008)

Table No. (65)

جدول رقم (٦٥)

| Speciality | No. of patients | | | | | | | التخصص |
|-----------------------------|-----------------|------------|------------|------------|------------|------------|------------|--------------------------|
| | 2008 | 2007 | 2006 | 2005 | 2004 | 2003 | 2002 | |
| 1) Medicine | 115 | 58 | 70 | 63 | 71 | 82 | 61 | ١) طب باطني |
| 2) Pediatrics | 108 | 63 | 73 | 76 | 53 | 66 | 53 | ٢) امراض الأطفال |
| 3) Oncology | 81 | 51 | 34 | 20 | 49 | 97 | 100 | ٣) الأورام |
| 4) General Surgery | 74 | 62 | 28 | 23 | 39 | 13 | 17 | ٤) جراحة عامة |
| 5) Orthopedic | 71 | 57 | 65 | 47 | 49 | 39 | 33 | ٥) جراحة العظام |
| 6) Transplantation | 56 | 66 | 32 | 50 | 1 | - | - | ٦) نقل الأعضاء |
| 7) Cardiac Surgery | 56 | 48 | 29 | 44 | 34 | 22 | 35 | ٧) جراحة القلب |
| 8) Neurosurgery | 38 | 47 | 38 | 20 | 20 | 32 | 26 | ٨) جراحة الأعصاب |
| 9) Obstetrics & Gynaecology | 32 | 28 | 16 | 10 | 12 | 17 | 21 | ٩) أمراض النساء والولادة |
| 10) Ophthalmology | 28 | 33 | 36 | 31 | 38 | 27 | 31 | ١٠) أمراض العيون |
| 11) Rehabilitation | 27 | 22 | 11 | 12 | 7 | 10 | 7 | ١١) إعادة التأهيل |
| 12) E.N.T | 20 | 19 | 11 | 9 | 14 | 10 | 9 | ١٢) انف واذن وحنجرة |
| 13) Dental | 11 | 9 | 12 | 3 | 6 | - | 1 | ١٣) امراض الأسنان |
| 14) Dermatology | 7 | 9 | 7 | 5 | 1 | 1 | 1 | ١٤) الأمراض الجلدية |
| 15) Pediatric Surgery | 5 | 3 | 1 | 1 | 2 | 6 | 3 | ١٥) جراحة الأطفال |
| 16) Psychiatry | 1 | - | - | - | 3 | - | - | ١٦) الأمراض النفسية |
| TOTAL | 730 | 575 | 463 | 414 | 399 | 422 | 398 | المجموع |

عدد الحالات الموافق على علاجها بالخارج من قبل اللجنة الطبية حسب مكان العلاج

خلال الفترة (٢٠٠٢ - ٢٠٠٨م)

NUMBER OF CASES APPROVED FOR TREATMENT ABROAD BY THE MEDICAL BOARD
BY PLACE OF TREATMENT DURING THE PERIOD (2002 - 2008)

Table No. (66)

جدول رقم (٦٦)

| Place of Treatment | No. of patients | | | | | | | مكان العلاج |
|--------------------|-----------------|------|------|------|------|------|------|--------------------------|
| | 2008 | 2007 | 2006 | 2005 | 2004 | 2003 | 2002 | |
| U.K | 295 | 227 | 197 | 191 | 172 | 221 | 173 | المملكة المتحدة |
| Germany | 189 | 152 | 130 | 98 | 111 | 120 | 123 | المانيا |
| U.S.A | 106 | 75 | 52 | 42 | 27 | 32 | 46 | الولايات المتحدة |
| China | 42 | 9 | 22 | 9 | 5 | - | - | الصين |
| Thailand | 23 | 16 | 9 | - | - | - | - | تايلاند |
| Philippines | 17 | 61 | 19 | 40 | - | - | - | الفلبين |
| Saudi Arabia | 13 | 10 | 9 | 14 | 21 | 19 | 31 | المملكة العربية السعودية |
| France | 12 | 4 | 9 | 4 | 11 | 3 | 2 | فرنسا |
| Belgium | 6 | 2 | - | - | - | - | - | بلجيكا |
| Vienna | 5 | 8 | 11 | 9 | 9 | 13 | 12 | النمسا |
| Egypt | 4 | 2 | 1 | 1 | 12 | 2 | 4 | مصر |
| Jordan | 3 | 1 | 1 | - | 6 | - | 2 | الأردن |
| Italy | 3 | 1 | - | - | - | - | - | إيطاليا |
| Czech | 3 | 1 | - | - | - | - | - | جمهورية التشيك |
| Canada | 2 | - | - | - | - | - | - | كندا |
| U.A.E | 2 | - | - | - | 5 | 6 | 5 | الإمارات العربية المتحدة |
| Netherland | 2 | 1 | 2 | 1 | - | - | - | نذرلاند |
| Bahrain | 1 | - | - | 1 | 2 | - | - | البحرين |
| Iran | 1 | - | - | - | - | - | - | إيران |

Table No. (66) contd...

تابع جدول رقم (٦٦)

| Place of Treatment | No. of patients | | | | | | | عدد المرضى | مكان العلاج |
|--------------------|-----------------|------------|------------|------------|------------|------------|------------|------------|------------------|
| | 2008 | 2007 | 2006 | 2005 | 2004 | 2003 | 2002 | | |
| Switzerland | 1 | - | - | - | - | - | - | - | سويسرا |
| Slovakia | - | 1 | - | - | - | - | - | - | اسلواكيا |
| Geneva | - | 2 | - | - | - | - | - | - | سويسرا |
| Sweden | - | - | - | - | 1 | - | - | - | السويد |
| Canada | - | - | - | - | 2 | - | - | - | كندا |
| Berag | - | 2 | - | - | - | - | - | - | براغ |
| S.Africa | - | - | 1 | - | - | - | - | - | أفريقيا الجنوبية |
| Lebanon | - | - | - | 4 | 9 | - | - | - | لبنان |
| Mumbay | - | - | - | - | 1 | - | - | - | مومباي |
| Others | - | - | - | - | 5 | 6 | - | - | دول أخرى |
| Total | 730 | 575 | 463 | 414 | 399 | 422 | 398 | 398 | المجموع |

عدد حالات الأورام المسجلين حسب الجنسية والجنس خلال عام ٢٠٠٨م

NUMBER OF CANCER CASES REPORTED IN THE CANCER REGISTRY

BY NATIONALITY AND SEX DURING THE YEAR 2008

Table No.(67)

جدول رقم (٦٧)

| ICD 10 | SITE | QATARI | | NON-QATARI | | TOTAL |
|--------|---------------------------------|--------|--------|------------|--------|-------|
| | | MALE | FEMALE | MALE | FEMALE | |
| C50 | Breast | 1 | 39 | 1 | 92 | 133 |
| C77 | Lymphnode | 12 | 8 | 36 | 11 | 67 |
| C34 | Bronchus and Lung | 15 | 3 | 34 | 10 | 62 |
| C42 | Bone Marrow | 4 | 3 | 31 | 19 | 57 |
| C18 | Colon | 5 | 9 | 24 | 8 | 46 |
| C61 | Prostate | 13 | - | 33 | - | 46 |
| C44 | Skin | 3 | 4 | 24 | 11 | 42 |
| C22 | Liver & Intrahepatic bile ducts | 8 | 3 | 23 | 7 | 41 |
| C71 | Brain | 5 | 6 | 27 | 3 | 41 |
| C73 | Thyroid gland | 5 | 6 | 8 | 13 | 32 |
| C20 | Rectum | 6 | 2 | 16 | 4 | 28 |
| C53 | Cervix uteri | - | 4 | - | 20 | 24 |
| C67 | Bladder | 4 | 1 | 17 | 2 | 24 |
| C16 | Stomach | 4 | 3 | 10 | 4 | 21 |
| C25 | Pancreas | 1 | 4 | 8 | 2 | 15 |
| C64 | Kidney | 4 | 1 | 9 | - | 14 |
| C56 | Ovary | - | 2 | - | 10 | 12 |
| C06 | Mouth | - | - | 8 | - | 8 |
| C49 | Connective and soft tissue | 2 | - | 3 | 3 | 8 |
| C80 | Ill defined & unspecified sites | 3 | - | 3 | 2 | 8 |
| C62 | Testis | 3 | - | 4 | - | 7 |
| C54 | Corpus uteri | - | 2 | - | 4 | 6 |
| C15 | Oesophagus | 1 | 1 | 3 | - | 5 |
| C23 | Gallbladder | - | 1 | 3 | 1 | 5 |
| C30 | Nasal cavity | - | 1 | 4 | - | 5 |
| C41 | Bone & articular cartilage | - | 1 | 3 | 1 | 5 |
| C02 | Tongue | 1 | 1 | 2 | - | 4 |
| C04 | Floor of mouth | 1 | - | 3 | - | 4 |

| ICD 10 | SITE | QATARI | | NON-QATARI | | TOTAL |
|--------------|-------------------------------------|------------|------------|------------|------------|------------|
| | | MALE | FEMALE | MALE | FEMALE | |
| C17 | Small Intestine | - | - | 4 | - | 4 |
| C21 | Anus & Anal Canal | 1 | 1 | 1 | 1 | 4 |
| C55 | Uterus | - | 4 | - | - | 4 |
| C76 | Abdomen | - | - | 3 | 1 | 4 |
| C00 | External upper Lip | - | - | 3 | - | 3 |
| C11 | Nasopharynx | - | 1 | 2 | - | 3 |
| C19 | Rectosigmoid | - | - | 1 | 2 | 3 |
| C01 | Base of Tongue | 1 | - | 1 | - | 2 |
| C32 | Larynx | 2 | - | - | - | 2 |
| C48 | Peritoneum | - | 1 | - | 1 | 2 |
| C03 | Upper/Lower Gum | - | - | 1 | - | 1 |
| C05 | Palate | 1 | - | - | - | 1 |
| C09 | Tonsil | - | - | 1 | - | 1 |
| C12 | Pyriform sinus | - | - | 1 | - | 1 |
| C14 | Pharynx | - | - | 1 | - | 1 |
| C24 | Biliary tract | 1 | - | - | - | 1 |
| C26 | Digestive organs | - | - | 1 | - | 1 |
| C37 | Thymus | 1 | - | - | - | 1 |
| C38 | Other Thoracic organ | - | 1 | - | - | 1 |
| C40 | Bone & articular cartilage of limbs | - | - | 1 | - | 1 |
| C47 | Peripheral nerves | - | - | 1 | - | 1 |
| C74 | Adrenal Gland | - | - | 1 | - | 1 |
| Total | | 108 | 113 | 360 | 232 | 813 |

عدد حالات الأورام المسجلين حسب فئة العمر خلال عام ٢٠٠٨م

NUMBER OF CANCER CASES REPORTED IN THE CANCER REGISTRY

BY AGE GROUP DURING THE YEAR 2008

Table No.(68)

جدول رقم (٦٨)

| ICD 10 | SITE | AGE GROUP | | | | | | | | TOTAL |
|--------|---------------------------------|-----------|------|-------|-------|-------|-------|-------|-----|-------|
| | | 0-4 | 5-14 | 15-24 | 25-34 | 35-44 | 45-54 | 55-64 | 65+ | |
| C50 | Breast | - | - | 2 | 12 | 35 | 50 | 30 | 4 | 133 |
| C77 | Lymphnode | 1 | 2 | 7 | 11 | 14 | 18 | 10 | 4 | 67 |
| C34 | Bronchus and Lung | - | - | - | 2 | 9 | 11 | 17 | 23 | 62 |
| C42 | Bone Marrow | - | 2 | 3 | 11 | 11 | 8 | 12 | 10 | 57 |
| C18 | Colon | - | - | - | 1 | 9 | 7 | 12 | 17 | 46 |
| C61 | Prostate | - | - | - | - | - | 2 | 17 | 27 | 46 |
| C44 | Skin | - | - | 2 | - | 3 | 13 | 15 | 9 | 42 |
| C22 | Liver & Intrahepatic bile ducts | 1 | - | - | 3 | 5 | 10 | 10 | 12 | 41 |
| C71 | Brain | 1 | - | 3 | 11 | 10 | 8 | 7 | 1 | 41 |
| C73 | Thyroid gland | - | - | 2 | 9 | 12 | 7 | 2 | - | 32 |
| C20 | Rectum | - | - | - | 1 | 8 | 10 | 6 | 3 | 28 |
| C53 | Cervix uteri | - | - | - | 3 | 9 | 7 | 4 | 1 | 24 |
| C67 | Bladder | - | - | - | 1 | 3 | 2 | 8 | 10 | 24 |
| C16 | Stomach | - | - | 2 | 3 | 1 | 4 | 3 | 8 | 21 |
| C25 | Pancreas | - | - | - | - | 2 | 4 | 4 | 5 | 15 |
| C64 | Kidney | - | - | - | 1 | 1 | 6 | 3 | 3 | 14 |
| C56 | Ovary | - | 2 | - | - | 2 | 5 | 2 | 1 | 12 |
| C06 | Mouth | - | - | - | 1 | 3 | 1 | 3 | - | 8 |
| C49 | Connective and soft tissue | - | 1 | 1 | 4 | 1 | - | 1 | - | 8 |
| C80 | Ill defined & unspecified sites | - | - | - | - | - | 1 | 5 | 2 | 8 |
| C62 | Testis | - | - | - | 5 | - | 2 | - | - | 7 |
| C54 | Corpus uteri | - | - | - | - | 1 | 1 | 3 | 1 | 6 |
| C15 | Oesophagus | - | - | - | - | 1 | 2 | 1 | 1 | 5 |
| C23 | Gallbladder | - | - | - | - | 1 | - | 2 | 2 | 5 |
| C30 | Nasal cavity | - | - | - | 2 | - | 3 | - | - | 5 |
| C41 | Bone & articular cartilage | - | 1 | - | 1 | 1 | 1 | - | 1 | 5 |
| C02 | Tongue | - | - | - | - | - | 1 | 3 | - | 4 |
| C04 | Floor of mouth | - | - | - | - | 1 | 2 | - | 1 | 4 |
| C17 | Small Intestine | - | - | 1 | - | - | 1 | 2 | - | 4 |

| ICD 10 | SITE | AGE GROUP | | | | | | | | TOTAL |
|--------------|-------------------------------------|-----------|-----------|-----------|-----------|------------|------------|------------|------------|------------|
| | | 0-4 | 5-14 | 15-24 | 25-34 | 35-44 | 45-54 | 55-64 | 65+ | |
| C21 | Anus & Anal Canal | - | - | - | - | - | 1 | 1 | 2 | 4 |
| C55 | Uterus | - | - | - | - | 1 | 1 | 1 | 1 | 4 |
| C76 | Abdomen | - | - | - | - | 1 | 1 | 1 | 1 | 4 |
| C00 | External upper Lip | - | - | - | 1 | - | - | 2 | - | 3 |
| C11 | Nasopharynx | - | - | - | - | 1 | - | 1 | 1 | 3 |
| C19 | Rectosigmoid | - | - | - | - | - | 1 | 2 | - | 3 |
| C01 | Base of Tongue | - | - | - | - | 1 | - | - | 1 | 2 |
| C32 | Larynx | - | - | - | - | - | - | 1 | 1 | 2 |
| C48 | Peritoneum | 1 | - | - | - | 1 | - | - | - | 2 |
| C03 | Upper/Lower Gum | - | - | - | - | 1 | - | - | - | 1 |
| C05 | Palate | - | - | - | - | - | - | - | 1 | 1 |
| C09 | Tonsil | - | - | - | - | 1 | - | - | - | 1 |
| C12 | Pyiform sinus | - | - | - | - | - | - | 1 | - | 1 |
| C14 | Pharynx | - | - | - | - | 1 | - | - | - | 1 |
| C24 | Biliary tract | - | - | - | - | 1 | - | - | - | 1 |
| C26 | Digestive organs | - | - | - | 1 | - | - | - | - | 1 |
| C37 | Thymus | - | 1 | - | - | - | - | - | - | 1 |
| C38 | Other Thoracic organ | - | - | - | - | 1 | - | - | - | 1 |
| C40 | Bone & articular cartilage of limbs | - | 1 | - | - | - | - | - | - | 1 |
| C47 | Peripheral nerves | - | - | 1 | - | - | - | - | - | 1 |
| C74 | Adrenal Gland | 1 | - | - | - | - | - | - | - | 1 |
| Total | | 5 | 10 | 24 | 84 | 153 | 191 | 192 | 154 | 813 |

حالات الخروج من مؤسسة حمد الطبية

(مستشفى حمد، مستشفى النساء والولادة،
مستشفى الأمل ومستشفى الخور)

Inpatient Discharge Diagnosis of the Hamad Medical Corporation

(Hamad General Hospital, Women's Hospital, Rumailah Hospital
Al Amal Hospital and Al-Khor Hospital)

Chapter

5

الباب الخامس



عدد حالات الخروج من المستشفيات* بمؤسسة حمد الطبية حسب نوع المرض (التصنيف الدولي للأمراض-المراجعة التاسعة)
والجنسية والجنس (خلال عام ٢٠٠٨)

NUMBER OF DISCHARGED CASES FROM HOSPITALS* OF THE HAMAD MEDICAL CORPORATION
BY TYPE OF DISEASE (ICD-9 MAJOR CATEGORY), NATIONALITY AND SEX
(DURING THE YEAR 2008)

Table No. (69)

جدول رقم (٦٩)

| DISEASE (ICD 9 MAJOR CATEGORY) | المجموع TOTAL | عدد الخروج NO. OF DISCHARGED | | | | نوع المرض |
|---|------------------|---------------------------------|--------------|----------------|--------------|---|
| | | غير قطري Non-Qatari | | قطري Qatari | | |
| | | اناث Female | ذكور Male | اناث Female | ذكور Male | |
| 001 – 139 Infectious and Parasitic diseases | 1528 | 208 | 1038 | 140 | 142 | ١٣٩-٠٠١ الأمراض المعدية والطفيلية |
| 140 – 239 Neoplasms | 1425 | 455 | 559 | 251 | 160 | ٢٣٩-١٤٠ الأورام |
| 240 – 279 Endocrine, Nutritional, metabolic Diseases and Immunity Disorders | 1378 | 272 | 320 | 473 | 313 | ٢٤٠-٢٧٩ أمراض الغدد الصماء والتغذية والتمثيل الغذائي والمناعة |
| 280 – 289 Diseases of the Blood & Blood Forming Organs | 612 | 164 | 185 | 139 | 124 | ٢٨٠-٢٨٩ أمراض الدم وأعضاء تكوين الدم |
| 290 – 319 Mental Disorders | 135 | 16 | 76 | 14 | 29 | ٢٩٠-٣١٩ الاضطرابات العقلية |
| 320 – 389 Diseases of the Nervous System and Sense Organs | 1338 | 250 | 641 | 231 | 216 | ٣٢٠-٣٨٩ أمراض الجهاز العصبي وأعضاء الحس |
| 390 – 459 Diseases of the Circulatory System | 5083 | 552 | 3171 | 569 | 791 | ٣٩٠-٤٥٩ أمراض الجهاز الدوري |
| 460 – 519 Disease of the Respiratory System | 3226 | 519 | 1143 | 711 | 853 | ٤٦٠-٥١٩ أمراض الجهاز التنفسي |
| 520 – 579 Diseases of the Digestive System | 5604 | 932 | 3160 | 813 | 699 | ٥٢٠-٥٧٩ أمراض الجهاز الهضمي |

* Psychiatry is not included

Table No. (69) contd....

| DISEASE (ICD 9 MAJOR CATEGORY) | المجموع TOTAL | عدد الخروج NO. OF DISCHARGED | | | | نوع المرض |
|--|------------------|---------------------------------|--------------|----------------|--------------|--|
| | | غير قطري Non-Qatari | | قطري Qatari | | |
| | | اناث Female | ذكور Male | اناث Female | ذكور Male | |
| 580 – 629 Diseases of the Genitourinary System | 3306 | 850 | 1429 | 658 | 369 | ٥٨٠ - ٦٢٩ أمراض الجهاز البولي التناسلي |
| 630 – 676 Complications of Pregnancy, childbirth and the Puerperium | 23049 | 13663 | - | 9386 | - | ٦٣٠-٦٧٦ مضاعفات الحمل والولادة والنفاس |
| 680 – 709 Diseases of the skin and subcutaneous tissue | 1096 | 175 | 471 | 281 | 169 | ٦٨٠-٧٠٩ أمراض الجلد والنسيج الخلوي تحت الجلد |
| 710 – 739 Diseases of the Musculoskeletal system & Connective tissue | 1280 | 251 | 602 | 203 | 224 | ٧١٠-٧٣٩ أمراض الجهاز الهيكلي والنسيج الضام |
| 740 – 759 Congenital Anomalies | 733 | 171 | 268 | 136 | 158 | ٧٤٠-٧٥٩ العيوب الخلقية |
| 760 – 779 Certain conditions originating in the perinatal period | 1625 | 393 | 489 | 328 | 415 | ٧٦٠-٧٧٩ حالات معينة تنشأ في الفترة ما قبل الولادة |
| 780 – 799 Symptoms Signs, and Ill –defined conditions | 1590 | 370 | 597 | 321 | 302 | ٧٨٠-٧٩٩ الأعراض والعلامات المرضية والحالات غير المحددة |
| 800 – 999 Injury and Poisoning | 6002 | 585 | 4208 | 440 | 769 | ٨٠٠-٩٩٩ الإصابات والتسمم |
| V01 – V82 Supplimentary classification of factors * influencing health status and contact with health services | 15965 | 4751 | 5245 | 3032 | 2937 | ٨٢ف-١ ف١ التصنيف التكميلي للعوامل ذات الأثر على الحالة الصحية والاتصال بالخدمات الصحية |
| TOTAL | 74975 | 24577 | 23602 | 18126 | 8670 | المجموع |

* Normal deliveries are classified under the ICD sub group V30 - V37.

عدد حالات الخروج من المستشفيات* بمؤسسة حمد الطبية وعدد الوفيات ومعدل الإقامة بالأيام حسب نوع المرض
(التصنيف الدولي للأمراض-المراجعة التاسعة)
(خلال عام ٢٠٠٨)

NUMBER OF DISCHARGED CASES FROM HOSPITALS* OF HAMAD MEDICAL CORPORATION,
 NO. OF DEATHS, AND AVERAGE LENGTH OF STAY BY DISEASE (ICD-9 MAJOR CATEGORY)
 (DURING THE YEAR 2008)

Table No. (70)

جدول رقم (٧٠)

| DISEASE (ICD 9 MAJOR CATEGORY) | عدد الوفيات Number of Deaths | معدل الإقامة Average Length of Stay | عدد الحالات No. of cases | نوع المرض |
|---|---------------------------------|--|-----------------------------|---|
| 001 – 139 Infectious and Parasitic diseases | 108 | 14.2 | 1528 | ١٣٩-٠٠١ الأمراض المعدية والطفيلية |
| 140 – 239 Neoplasms | 82 | 11.7 | 1425 | ٢٣٩-١٤٠ الأورام |
| 240 – 279 Endocrine, Nutritional, metabolic Diseases and Immunity Disorders | 21 | 6.5 | 1378 | ٢٤٠-٢٧٩ أمراض الغدد الصماء والتغذية والتمثيل الغذائي والمناعة |
| 280 – 289 Diseases of the Blood & Blood Forming Organs | 6 | 5.7 | 612 | ٢٨٠-٢٨٩ أمراض الدم وأعضاء تكوين الدم |
| 290 – 319 Mental Disorders | 2 | 7.6 | 135 | ٢٩٠-٣١٩ الاضطرابات العقلية |
| 320 – 389 Diseases of the Nervous System and Sense Organs | 27 | 11.8 | 1338 | ٣٢٠-٣٨٩ أمراض الجهاز العصبي وأعضاء الحس |
| 390 – 459 Diseases of the Circulatory System | 189 | 6.8 | 5083 | ٣٩٠-٤٥٩ أمراض الجهاز الدوري |
| 460 – 519 Disease of the Respiratory System | 100 | 8.9 | 3226 | ٤٦٠-٥١٩ أمراض الجهاز التنفسي |
| 520 – 579 Diseases of the Digestive System | 47 | 4.2 | 5604 | ٥٢٠-٥٧٩ أمراض الجهاز الهضمي |

* Psychiatry is not included

* لا يشمل عدد الخروج من ادارة النفسية ومستشفى الرميله .

Table No. (70)contd....

تابع جدول رقم (٧٠)

| DISEASE (ICD 9 MAJOR CATEGORY) | عدد الوفيات Number of Deaths | معدل الإقامة Average Length of stay | عدد الحالات No. of cases | نوع المرض |
|--|---------------------------------|--|-----------------------------|---|
| 580 – 629 Diseases of the Genitourinary System | 14 | 6.2 | 3306 | ٥٨٠ - ٦٢٩ أمراض الجهاز البولي التناسلي |
| 630 – 676 Complications of Pregnancy, childbirth and the Puerperium | 1 | 2.8 | 23049 | ٦٣٠-٦٧٦ مضاعفات الحمل والولادة والنفاس |
| 680 – 709 Diseases of the skin and subcutaneous tissue | 0 | 5.3 | 1096 | ٦٨٠-٧٠٩ أمراض الجلد والنسيج الخلوي تحت الجلد |
| 710 – 739 Diseases of the Musculoskeletal system & Connective tissue | 6 | 8.4 | 1280 | ٧١٠-٧٣٩ أمراض الجهاز الهيكلي والنسيج الضام |
| 740 – 759 Congenital Anomalies | 30 | 7.8 | 733 | ٧٤٠-٧٥٩ العيوب الخلقية |
| 760 – 779 Certain conditions originating in the perinatal period | 49 | 11.7 | 1625 | ٧٦٠-٧٧٩ حالات معينة تنشأ في الفترة ما قبل الولادة |
| 780 – 799 Symptoms Signs, and Ill –defined conditions | 22 | 4.2 | 1590 | ٧٨٠-٧٩٩ الأعراض والعلامات المرضية والحالات غير المحددة |
| 800 – 999 Injury and Poisoning | 105 | 8.5 | 6002 | ٨٠٠-٩٩٩ الإصابات والتسمم |
| V01 – V82 Supplimentary classification of factors influencing health status and contact with health services | 16 | 4.6 | 15965 | ١ف-٨٢ التصنيف التكميلي للعوامل ذات الأثر على الحالة الصحية والاتصال بالخدمات الصحية |
| TOTAL | 825 | 5.5 | 74975 | المجموع |

عدد حالات الخروج من المستشفيات* بمؤسسة حمد الطبية حسب نوع المرض
(التصنيف الدولي للأمراض-المراجعة التاسعة) وفئة العمر (خلال عام ٢٠٠٨)
NUMBER OF DISCHARGED CASES FROM HOSPITALS* OF HAMAD MEDICAL CORPORATION
BY TYPE OF DISEASE (ICD-9 MAJOR CATEGORY) & AGE GROUP
(DURING THE YEAR 2008)

Table No. (71)

جدول رقم ٧١

| DISEASE (ICD 9 MAJOR CATEGORY) | المجموع Total | عدد الخروج NO. OF DISCHARGED | | | | | | | | | نوع المرض |
|---|------------------|---------------------------------|-------|-------|-------|-------|-------|-------|------|-----|---|
| | | 75+ | 65-74 | 55-64 | 45-54 | 35-44 | 25-34 | 15-24 | 5-14 | 0-4 | |
| 001 – 139 Infectious and Parasitic diseases | 1528 | 50 | 53 | 71 | 116 | 189 | 444 | 288 | 98 | 219 | ١٣٩-٠٠١ الأمراض المعدية والطفيلية |
| 140 – 239 Neoplasms | 1425 | 76 | 173 | 303 | 301 | 272 | 154 | 75 | 40 | 31 | ١٤٠-٢٣٩ الأورام |
| 240 – 279 Endocrine, Nutritional, metabolic Diseases and Immunity Disorders | 1378 | 63 | 84 | 129 | 189 | 242 | 270 | 199 | 118 | 84 | ٢٤٠-٢٧٩ أمراض الغدد الصماء والتغذية والتمثيل الغذائي والمناعة |
| 280 – 289 Diseases of the Blood & Blood Forming Organs | 612 | 16 | 22 | 25 | 59 | 69 | 92 | 147 | 79 | 103 | ٢٨٠-٢٨٩ أمراض الدم وأعضاء تكوين الدم |
| 290 – 319 Mental Disorders | 135 | 7 | 11 | 12 | 19 | 26 | 42 | 7 | 10 | 1 | ٢٩٠-٣١٩ الاضطرابات العقلية |
| 320 – 389 Diseases of the Nervous System and Sense Organs | 1338 | 25 | 76 | 104 | 159 | 218 | 276 | 170 | 138 | 172 | ٣٢٠-٣٨٩ أمراض الجهاز العصبي وأعضاء الحس |
| 390 – 459 Diseases of the Circulatory System | 5083 | 408 | 656 | 1188 | 1561 | 790 | 293 | 89 | 47 | 51 | ٣٩٠-٤٥٩ أمراض الجهاز الدوري |
| 460 – 519 Disease of the Respiratory System | 3226 | 263 | 244 | 204 | 227 | 236 | 346 | 307 | 439 | 960 | ٤٦٠-٥١٩ أمراض الجهاز التنفسي |
| 520 – 579 Diseases of the Digestive System | 5604 | 102 | 230 | 401 | 738 | 1054 | 1545 | 870 | 278 | 386 | ٥٢٠-٥٧٩ أمراض الجهاز الهضمي |

* Psychiatry is not included

Table No. (71)contd...

| DISEASE (ICD 9 MAJOR CATEGORY) | المجموع Total | عدد الخروج NO. OF DISCHARGED | | | | | | | | | نوع المرض |
|--|------------------|---------------------------------|-------------|-------------|-------------|--------------|--------------|-------------|-------------|--------------|---|
| | | 75+ | 65-74 | 55-64 | 45-54 | 35-44 | 25-34 | 15-24 | 5-14 | 0-4 | |
| 580 – 629 Diseases of the Genitourinary System | 3306 | 136 | 218 | 332 | 627 | 755 | 695 | 310 | 94 | 139 | ٥٨٠ - ٦٢٩ أمراض الجهاز البولي التناسلي |
| 630 – 676 Complications of Pregnancy, childbirth and the Puerperium | 23049 | - | - | 1 | 181 | 4874 | 13040 | 4947 | 4 | 2 | ٦٣٠-٦٧٦ مضاعفات الحمل والولادة والنفاث |
| 680 – 709 Diseases of the skin and subcut. tissue | 1096 | 19 | 34 | 65 | 178 | 245 | 251 | 184 | 36 | 84 | ٦٨٠-٧٠٩ أمراض الجلد والنسيج الخوي تحت الجلد |
| 710 – 739 Diseases of the Musculoskeletal system & Connective tissue | 1280 | 15 | 62 | 135 | 227 | 257 | 271 | 175 | 93 | 45 | ٧١٠-٧٣٩ أمراض الجهاز الهيكلي والنسيج الضام |
| 740 – 759 Congenital Anomalies | 733 | - | 1 | 4 | 6 | 34 | 68 | 53 | 113 | 454 | ٧٤٠-٧٥٩ العيوب الخلقية |
| 760 – 779 Certain conditions originating in the perinatal period | 1625 | - | - | - | - | - | - | - | 1 | 1624 | ٧٦٠-٧٧٩ حالات معينة تنشأ في الفترة ما قبل الولادة |
| 780 – 799 Symptoms Signs, and Ill –defined conditions | 1590 | 56 | 74 | 125 | 170 | 206 | 239 | 143 | 284 | 293 | ٧٨٠-٧٩٩ الأعراض والعلامات المرضية والحالات غير المحددة |
| 800 – 999 Injury and Poisoning | 6002 | 116 | 147 | 262 | 584 | 1161 | 1783 | 1092 | 455 | 402 | ٨٠٠-٩٩٩ الإصابات والتسمم |
| V01 – V82 Supplimentary classification of factors influencing health status and contact with health services | 15965 | 37 | 82 | 161 | 289 | 280 | 265 | 154 | 90 | 14607 | ١-٨٢ ف-٨٢ التصنيف التكميلي للعوامل ذات الأثر على الحالة الصحية والاتصال بالخدمات الصحية |
| TOTAL | 74975 | 1389 | 2167 | 3522 | 5631 | 10908 | 20074 | 9210 | 2417 | 19657 | المجموع |

الأسباب الرئيسية للدخول الى المستشفيات* بمؤسسة حمد الطبية حسب الجنسية

لعام ٢٠٠٨م

LEADING CAUSES OF ADMISSIONS TO HOSPITALS* OF THE HAMAD MEDICAL CORPORATION
BY NATIONALITY DURING THE YEAR 2008

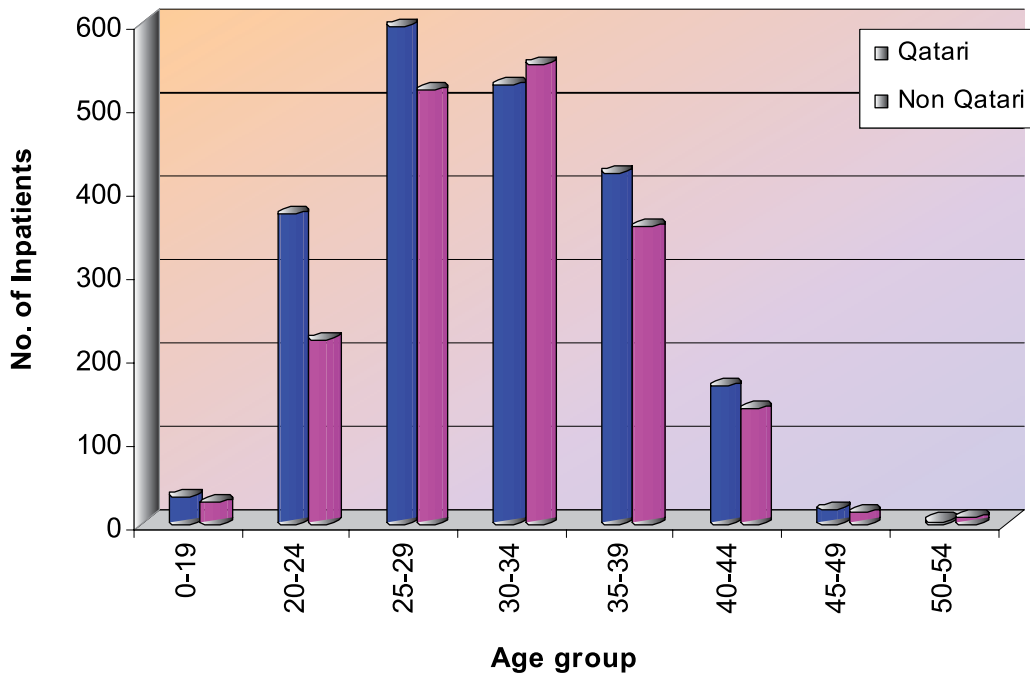
Table No. 72

جدول رقم (٧٢)

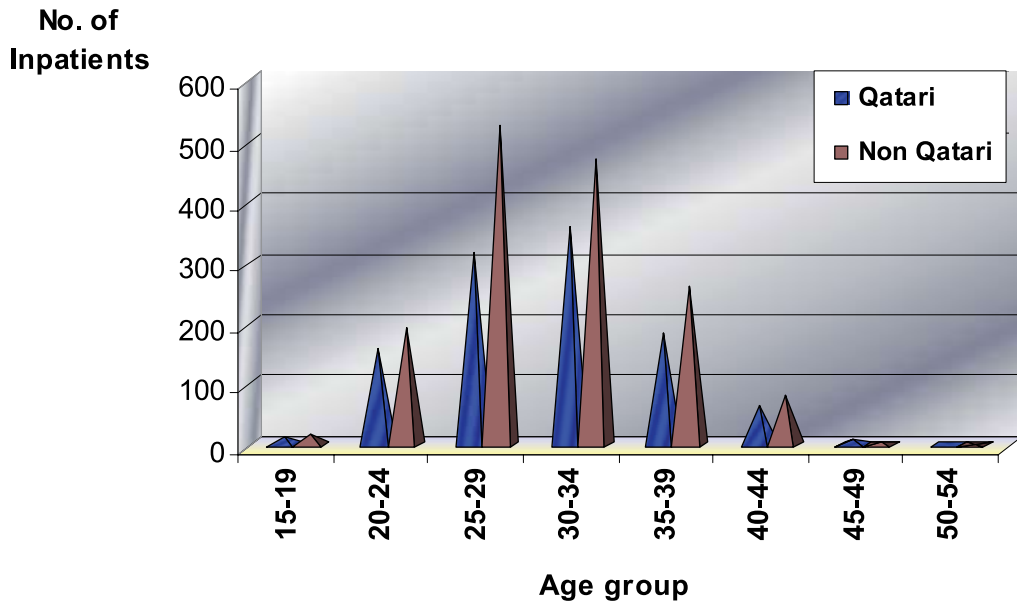
| S.NO | ICD 9 CODE | DISCHARGE DIAGNOSIS | NATIONALITY | | TOTAL |
|------|------------|--|-------------|------------|-------|
| | | | QATARI | NON QATARI | |
| 1 | V30 | Single Live birth in hospital | 5382 | 8778 | 14160 |
| 2 | 648 | Complications of pregnancy, childbirth and puerperium | 2130 | 1827 | 3957 |
| 3 | 664 | Trauma to perineum and vulva during delivery | 1105 | 1558 | 2663 |
| 4 | 540 | Acute Appendicitis | 198 | 1649 | 1847 |
| 5 | 654 | Abnormality of organs and soft tissues of pelvis | 684 | 835 | 1519 |
| 6 | 410 | Acute Myocardial Infarction | 284 | 1136 | 1420 |
| 7 | 656 | Fetal & Placental problems affecting management of mother | 456 | 736 | 1192 |
| 8 | 644 | Early or threatened labour | 532 | 640 | 1172 |
| 9 | 634 | Sponataneous abortion | 318 | 593 | 911 |
| 10 | 574 | Cholelithiasis | 360 | 527 | 887 |
| 11 | 643 | Excessive Vomiting in Pregnancy | 350 | 522 | 872 |
| 12 | 642 | Hypertension comp. preg, childbirth & Puerpeprium | 261 | 542 | 803 |
| 13 | 414 | Chronic Ischemic heart disease | 173 | 627 | 800 |
| 14 | 592 | Renal/Ureteral Calculas | 94 | 701 | 795 |
| 15 | 652 | Malposition & Malpresentation of fetus | 304 | 466 | 770 |
| 16 | 632 | Missed abortion | 299 | 398 | 697 |
| 17 | 474 | Chronic Dis. Of Tonsils & Adenoids | 285 | 320 | 605 |
| 18 | 659 | Other Indications for care or Intervention Related to Labour & Delivery, NEC | 234 | 356 | 590 |
| 19 | V58 | Encounter for other & Unspecified procdures and aftercare | 135 | 445 | 580 |
| 20 | 682 | Other Cellulitis and Abscess | 133 | 412 | 545 |

* Psychiatry is not included

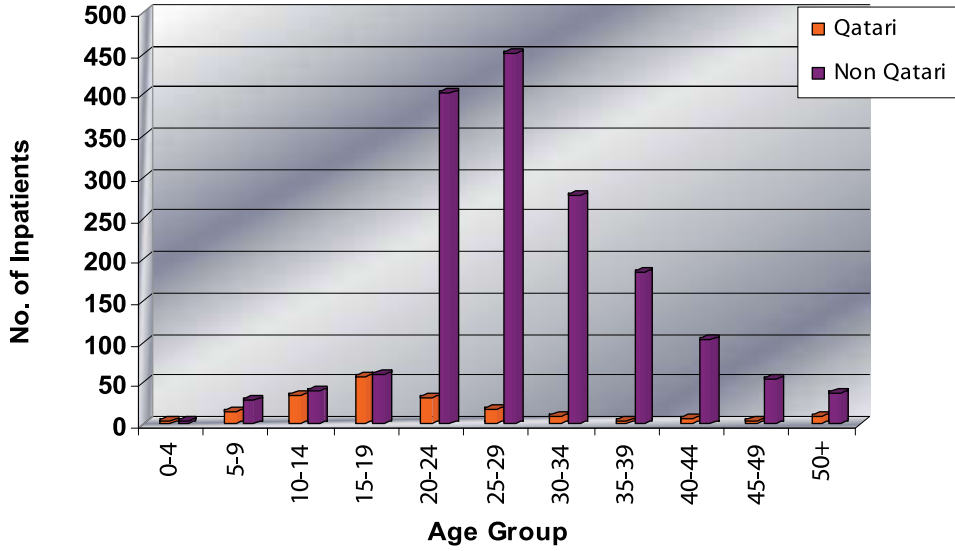
INPATIENTS WITH COMPLICATIONS OF PREGNANCY, CHILDBIRTH AND PUERPERIUM BY NATIONALITY AND AGE GROUP DURING THE YEAR 2008



INPATIENTS WITH TRAUMA TO PERINEUM AND VULVA DURING DELIVERY BY NATIONALITY AND AGE GROUP DURING THE YEAR 2008

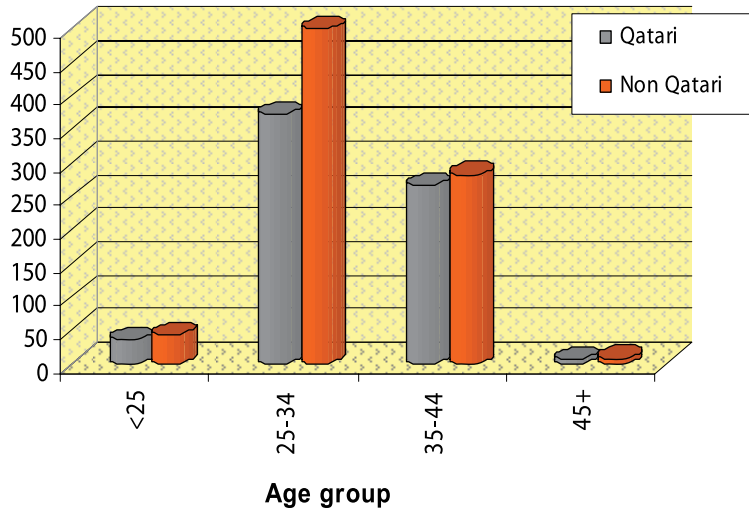


**INPATIENTS WITH ACUTE APPENDICITIS BY NATIONALITY
AND AGE GROUP DURING THE YEAR 2008**

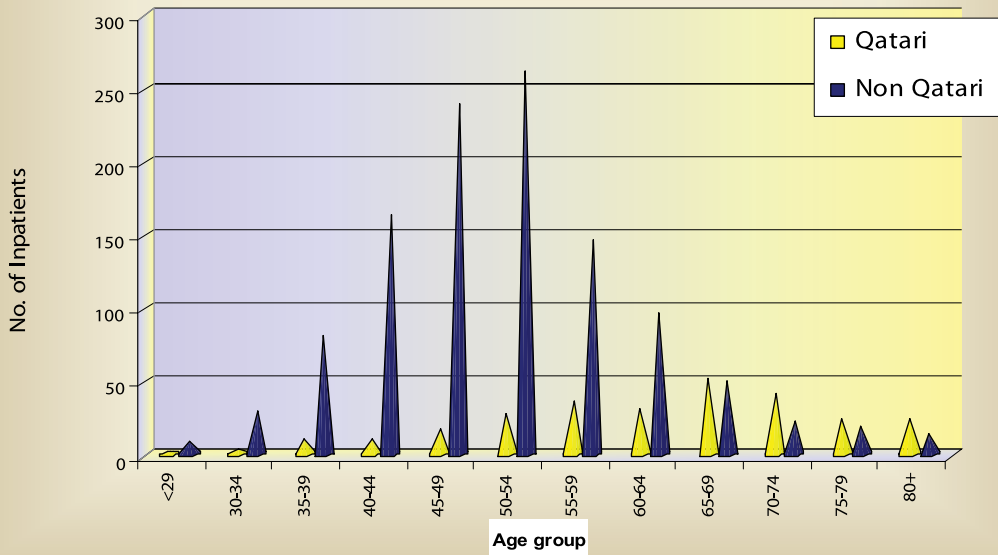


**INPATIENTS WITH ABNORMALITY OF ORGANS & SOFT TISSUES OF PELVIS
BY AGE GROUP AND NATIONALITY
DURING THE YEAR 2008**

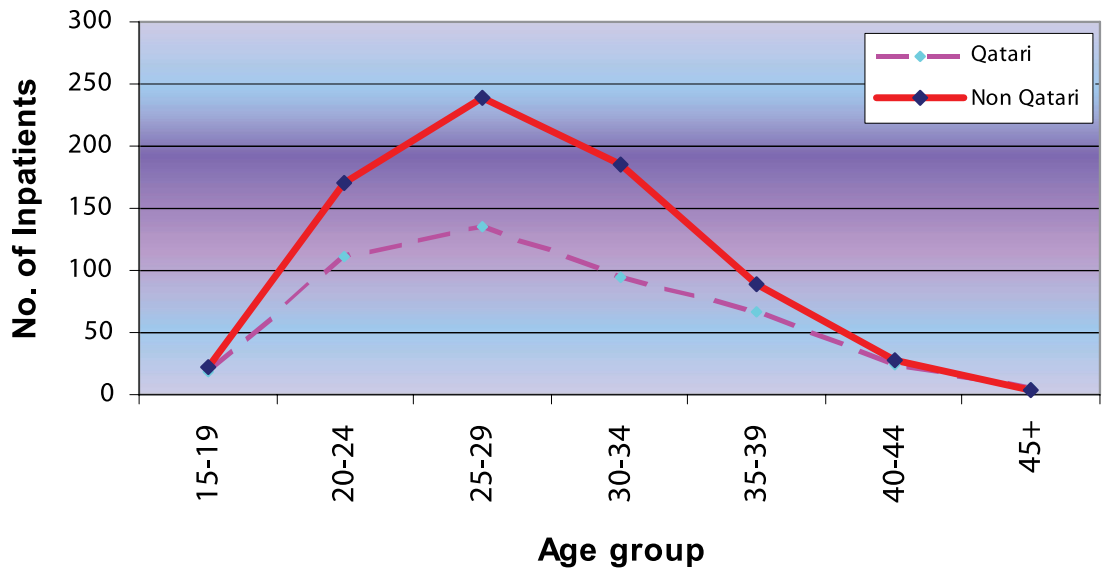
No. of Inpatients



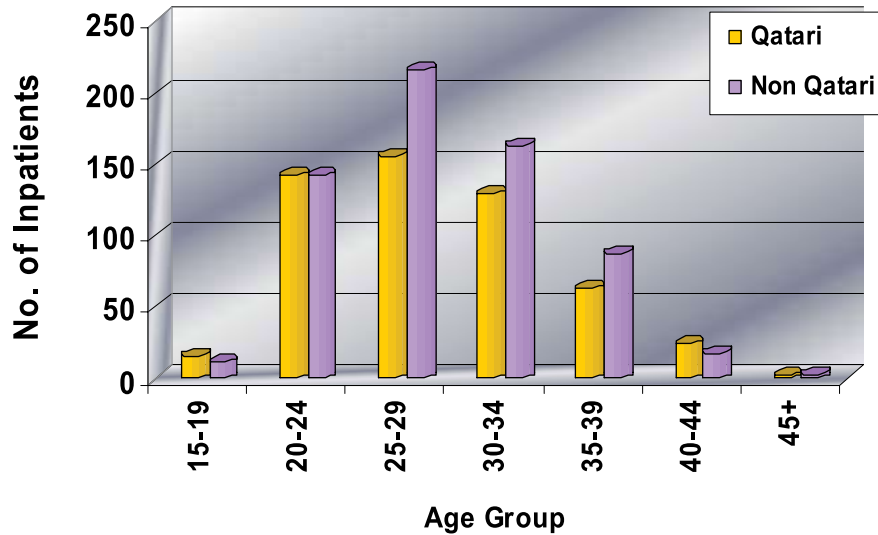
**INPATIENTS WITH ACUTE MYOCARDIAL INFARCTION
BY NATIONALITY AND AGE GROUP
DURING THE YEAR 2008**



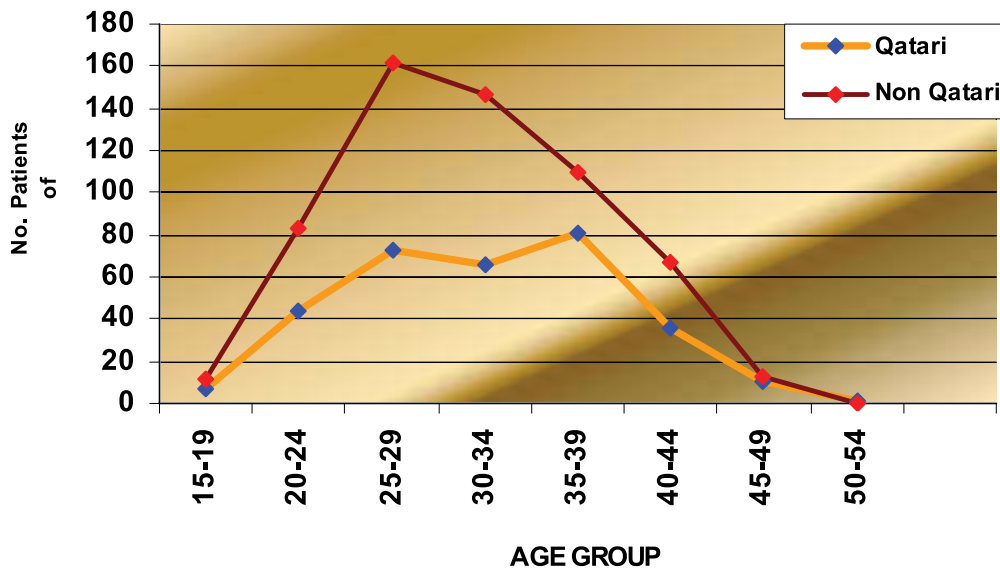
**INPATIENTS WITH FETAL & PLACENTAL PROBLEMS AFFECTING MGMT.
OF MOTEHR BY NATIONALITY AND AGE GROUP
DURING THE YEAR 2008**



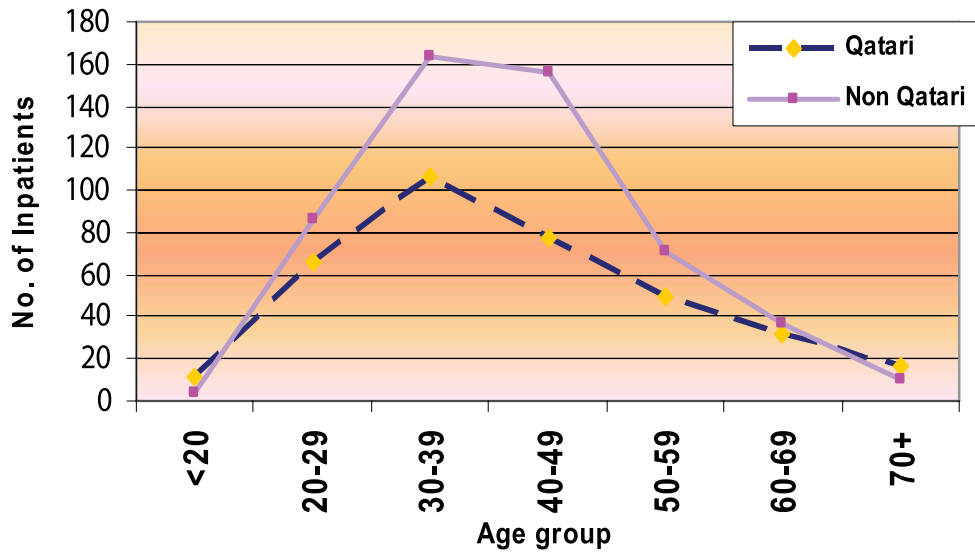
**NUMBER OF INPATIENTS WITH EARLY OR THREATENED LABOUR
BY NATIONALITY AND AGE GROUP
DURING THE YEAR 2008**



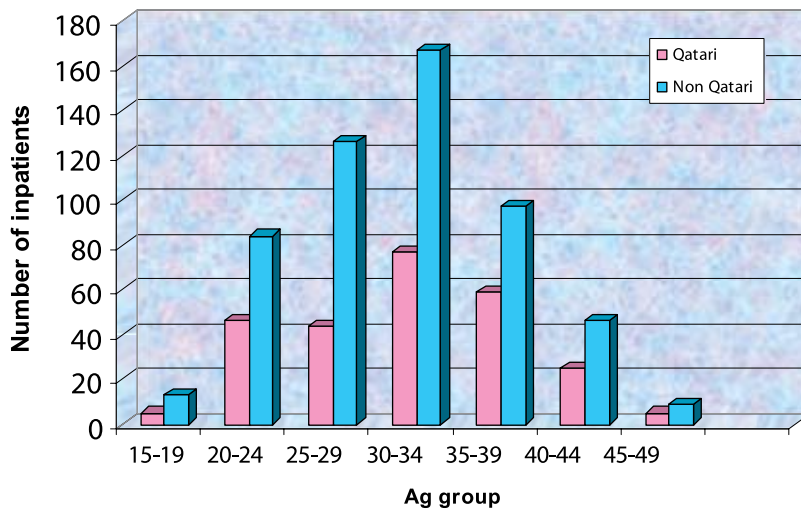
**INPATIENTS WITH SPONTANEOUS ABORTION
BY NATIONALITY AND AGE GROUP
DURING THE YEAR 2008**



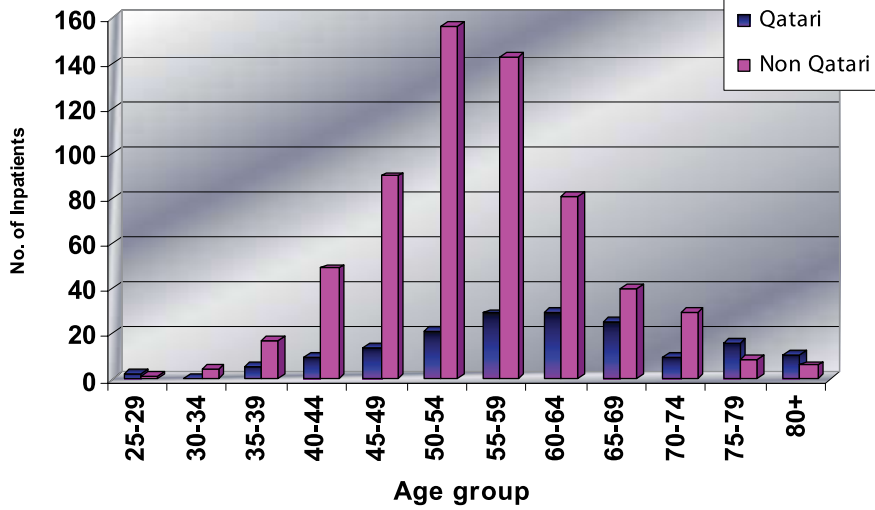
**INPATIENTS WITH COLELITHIASIS BY NATIONALITY
AND AGE GROUP DURING THE YEAR 2008**



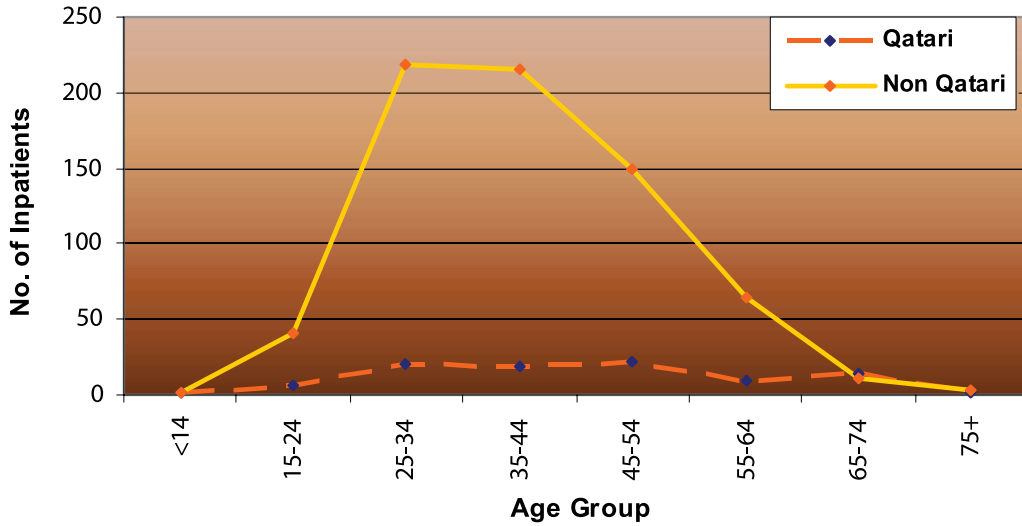
**NUMBER OF INPATIENTS WITH COMPLICATIONS MAINLY RELATED
TO PREGNANCY BY NATIONALITY AND AGE GROUP DURING THE YEAR 2008**



**INPATIENTS WITH CHRONIC ISCHEMIC HEART DISEASES
BY NATIONALITY AND AGE GROUP
DURING THE YEAR 2008**



**INPATIENTS WITH DISORDERS OF RENAL/URETHRAL CALCULAS
BY NATIONALITY AND AGE GROUP
DURING THE YEAR 2008**



INPATIENT DISCHARGES FROM HOSPITALS OF HMC BY ICD9CM, AGE GROUP, NATIONALITY, AND SEX FOR THE YEAR 2008

Table: 73

| ICD 9 CODE | DISCHARGE DIAGNOSIS | NAT | SEX | 0-4 | 5-9 | 10-14 | 15-19 | 20-24 | 25-29 | 30-34 | 35-39 | 40-44 | 45-49 | 50-54 | 55-59 | 60-64 | 65-69 | 70-74 | 75-79 | 80-84 | 85+ | SUM | AVG LOS | NO. OF DEATHS |
|---|--|--------------|-----|-----------|-----------|-----------|----------|-----------|-----------|-----------|----------|-----------|----------|----------|----------|----------|-------|-------|----------|----------|------------|------------|-------------|------------------|
| (001-139) CHAPTER I: INFECTIOUS AND PARASITIC DISEASES | | | | | | | | | | | | | | | | | | | | | | | | |
| (001-009) | INTESTINAL INFECTIOUS DISEASES | | | | | | | | | | | | | | | | | | | | | | | |
| 002 | TYPHOID/PARATYPHOID FEVERS | | | | | | | 2 | | | | | | | | | | | | | | 2 | 3.5 | |
| | | Q | M | | | | | | | 1 | | | | | | | | | | | | 2 | 9.5 | |
| | | Q | F | | 1 | | | | | | 1 | | | | | | | | | | | 2 | 9.5 | |
| | | NQ | M | 5 | 5 | 7 | 5 | 23 | 19 | 13 | 9 | 3 | 3 | 1 | 2 | | | | 1 | | | 96 | 6.8 | |
| | | NQ | F | 4 | 8 | 3 | 1 | 2 | 2 | | | | | | | 1 | | | | | | 21 | 8.9 | |
| | | Total | | 9 | 14 | 10 | 6 | 27 | 21 | 14 | 9 | 3 | 3 | 1 | 2 | 1 | | | 1 | | 121 | 7.1 | | |
| 003 | OTH SALMONELLA INFECTIONS | | | | | 1 | | | | | | | | | | | | | | | | 1 | 8.0 | |
| | | Q | M | | | | | | | | | | | | | | | | | | | 1 | 8.0 | |
| | | Q | F | 1 | | | | | | | | | | | | 2 | | | | 1 | | 4 | 4.5 | |
| | | NQ | M | 1 | 1 | 1 | | 1 | 1 | | | | | | | | | | | | | 5 | 10.2 | |
| | | NQ | F | 1 | 1 | | | | | | | 1 | | | | | | | | | | 3 | 3.3 | |
| | | Total | | 3 | 2 | 2 | | 1 | 1 | | | | 1 | | | 2 | | | | 1 | | 13 | 6.7 | |
| 004 | SHIGELLOSIS | | | | | | | | | | | | | | | | | | | | | | | |
| | | NQ | F | | 1 | | | | | | | | | | | | | | | | | 1 | 6.0 | |
| 005 | OTHER FOOD POISONING (BACTERIAL) | | | | | | | | | | | | | | | | | | | | | | | |
| | | Q | F | | | 1 | | | 1 | | | | | | | | | | | | | 2 | 3.5 | |
| 006 | AMOEBIASIS | | | | | | | | | | | 1 | | | | 1 | | | | | | 2 | 10.0 | |
| | | Q | M | | | | | | | | | | | | | | | | | | | 2 | 10.0 | |
| | | Q | F | 1 | | | | | | | | | | | | | | | | | | 1 | 12.0 | |
| | | NQ | M | | | | | 2 | 2 | 2 | | 2 | 1 | 1 | 2 | | | | | | | 12 | 11.8 | |
| | | Total | | 1 | | | | 2 | 2 | 2 | | 3 | 1 | 1 | 2 | 1 | | | | | | 15 | 11.6 | |
| 007 | OTHER PROTOZOAL INTESTINAL DISEASES | | | | | | | | | 1 | | | | | | | | | | | | 1 | 4.0 | |
| | | NQ | M | | | | | | | 1 | | | | | | | | | | | | 1 | 4.0 | |
| | | NQ | F | | | | | | | | | 1 | | | | | | | | | | 1 | 9.0 | |
| | | Total | | | | | | | | 1 | | 1 | | | | | | | | | | 2 | 6.5 | |
| 008 | INTESTINAL INFECTIONS DUE TO OTHER ORGANISMS | | | 13 | | | | | | | | 1 | | 1 | | | | | | 1 | | 16 | 5.6 | |
| | | Q | M | 13 | | | | | | | | 1 | | 1 | | | | | | 1 | | 16 | 5.6 | |
| | | Q | F | 9 | | | | | | | 1 | | | | | | | | | | | 10 | 4.1 | |
| | | NQ | M | 15 | | | | | | 1 | | 1 | | | | | | | | | | 17 | 6.3 | |
| | | NQ | F | 4 | | | | 1 | | | | 1 | | | | | | | | | | 6 | 8.3 | |
| | | Total | | 41 | | | | 1 | | 1 | | 3 | 1 | 1 | | | | | | 1 | | 49 | 5.9 | |
| 009 | ILL-DEFINED INTESTINAL INFECTIONS | | | | | | | 1 | 1 | | | | | | | | | | | | | 2 | 2.5 | |
| | | Q | F | | | | | 1 | 1 | | | | | | | | | | | | | 2 | 2.5 | |
| | | NQ | M | | | | | | | | | 1 | | | | | | | | | | 1 | 4.0 | |
| | | NQ | F | | 1 | | | | | | | | | | | | | | | | | 1 | 3.0 | |
| | | Total | | | 1 | | | 1 | 1 | | | 1 | | | | | | | | | | 4 | 3.0 | |
| Total of Sub Group (001-009) | | | | 54 | 18 | 13 | 6 | 31 | 26 | 19 | 9 | 11 | 6 | 3 | 4 | 4 | | | | 1 | 2 | 207 | 7.0 | |

| ICD 9 CODE | DISCHARGE DIAGNOSIS | NAT | SEX | 0-4 | 5-9 | 10-14 | 15-19 | 20-24 | 25-29 | 30-34 | 35-39 | 40-44 | 45-49 | 50-54 | 55-59 | 60-64 | 65-69 | 70-74 | 75-79 | 80-84 | 85+ | SUM | AVG LOS | NO. OF DEATHS | | | | |
|------------------|-------------------------------------|-----|--------------|-----|-----|-------|-------|-------|-------|-------|-------|-------|-------|-------|-------|-------|-------|-------|-------|-------|-----|-----|------------|------------------|---|-----|------|---|
| (010-018) | TUBERCULOSIS | | | | | | | | | | | | | | | | | | | | | | | | | | | |
| 011 | PULMONARY TUBERCULOSIS | | | | | | | 2 | | | | | 1 | 2 | | | | | | | | 5 | 36.6 | | | | | |
| | | Q | M | | | | | 2 | | | | | 1 | 2 | | | | | | | | 5 | 36.6 | | | | | |
| | | Q | F | | | | | | 1 | | | | | | 1 | | | | 1 | | | 4 | 21.0 | | | | | |
| | | NQ | M | | | | | 77 | 89 | 40 | 27 | 19 | 16 | 10 | 6 | 10 | | | 2 | 1 | | 297 | 21.2 | 4 | | | | |
| | | NQ | F | | | | 2 | 9 | 11 | 8 | 3 | 2 | | 1 | | | 1 | | | | | 37 | 29.5 | | | | | |
| | | | Total | | | | 2 | 88 | 101 | 48 | 30 | 21 | 17 | 13 | 7 | 10 | 2 | 2 | 2 | | | 343 | 22.3 | 4 | | | | |
| 012 | OTHER RESPIRATORY TB | | | | | | | | 2 | | | 1 | | | | | | | | | | 3 | 10.0 | | | | | |
| | | Q | M | | | | | | 2 | | | 1 | | | | | | | | | | 3 | 10.0 | | | | | |
| | | NQ | M | | | | 1 | 38 | 28 | 25 | 12 | 6 | 4 | 3 | 1 | 1 | | | | | | 119 | 11.4 | | | | | |
| | | NQ | F | | | | | 3 | | 2 | 1 | 2 | | | | | | | | | | 8 | 8.6 | | | | | |
| | | | Total | | | | 1 | 41 | 30 | 27 | 13 | 9 | 4 | 3 | 1 | 1 | | | | | | 130 | 11.2 | | | | | |
| 013 | CNS TUBERCULOSIS | | | | | | | | 1 | | | | | | | | | | | | | 1 | 26.0 | | | | | |
| | | Q | M | | | | | | 1 | | | | | | | | | | | | | 1 | 26.0 | | | | | |
| | | NQ | M | | | | | 6 | 4 | 2 | 5 | | | | | | | | | 1 | | 18 | 15.8 | 1 | | | | |
| | | NQ | F | | | | 1 | | | 1 | | | | | | | | | | | | 2 | 10.5 | 1 | | | | |
| | | | Total | | | | 1 | 6 | 5 | 3 | 5 | | | | | | | | 1 | | | 21 | 15.8 | 2 | | | | |
| 014 | INTESTINAL TB | | | | | | | | | | | | | | | | | | | | | | | | | | | |
| | | NQ | M | | | | | 5 | 12 | 1 | 2 | 1 | 2 | | | | | | | | | 23 | 10.8 | | | | | |
| | | NQ | F | | | | | 2 | 3 | 1 | 1 | | | | | | | | 1 | | | 8 | 12.3 | | | | | |
| | | | Total | | | | | 7 | 15 | 2 | 3 | 1 | 2 | | | | | | 1 | | | 31 | 11.2 | | | | | |
| 015 | TB OF BONES AND JOINTS | | | | | | | | | | | | | | | | | | | | | | | | | | | |
| | | Q | F | | | 1 | | | | | | | | | | | 1 | | | | | 2 | 17.0 | | | | | |
| | | NQ | M | | | | | 4 | 5 | 1 | 1 | 2 | 1 | | | | | | | | | 14 | 21.5 | | | | | |
| | | NQ | F | | | | | | | | 1 | | | | | | | | | | | 2 | 11.5 | | | | | |
| | | | Total | | | 1 | | 4 | 5 | 1 | 1 | 3 | 1 | | | | 1 | | | | | 18 | 19.9 | | | | | |
| 016 | GENITOURINARY TB | | | | | | | | | | | | | | | | | | | | | | | | | | | |
| | | NQ | M | | | | | 1 | 1 | 1 | | 1 | | 1 | | | | | | | | 5 | 12.2 | | | | | |
| 017 | TUBERCULOSIS NEC | | | | | | | | | | | | | | | | | | | | | | | | | | | |
| | | Q | M | | | | | 1 | | | | | | | | | | | | | | 1 | 7.0 | | | | | |
| | | Q | F | | | | | | | | | | | | | | | | | 1 | | 1 | 9.0 | | | | | |
| | | NQ | M | | | | | 4 | 6 | 3 | 3 | 1 | 1 | | | | | | | | | 18 | 13.3 | | | | | |
| | | NQ | F | | | | | 1 | 2 | | | | | | | | | | 1 | | | 4 | 4.0 | | | | | |
| | | | Total | | | | | 6 | 8 | 3 | 3 | 1 | 1 | | | | | | 1 | 1 | | 24 | 11.3 | | | | | |
| 018 | MILIARY TUBERCULOSIS | | | | | | | | | | | | | | | | | | | | | | | | | | | |
| | | Q | M | | | | | | | | | | | | | | 1 | | | | | 1 | 2 | 24.0 | | | | |
| | | NQ | M | | | | | 8 | 7 | 6 | 1 | 2 | 1 | 2 | | | | | | | | 27 | 24.7 | | | | | |
| | | NQ | F | | | | | 1 | | | | 1 | | | | | | | | | | 2 | 61.0 | | | | | |
| | | | Total | | | | | 9 | 7 | 6 | 1 | 3 | 1 | 2 | | | 1 | | | | | 31 | 27.0 | | | | | |
| | Total of Sub Group (010-018) | | | | | | | 1 | | 1 | 4 | 162 | 172 | 91 | 56 | 39 | 26 | 19 | 8 | 12 | 3 | 4 | 4 | | 1 | 603 | 18.8 | 6 |

| ICD 9 CODE | DISCHARGE DIAGNOSIS | NAT | SEX | 0-4 | 5-9 | 10-14 | 15-19 | 20-24 | 25-29 | 30-34 | 35-39 | 40-44 | 45-49 | 50-54 | 55-59 | 60-64 | 65-69 | 70-74 | 75-79 | 80-84 | 85+ | SUM | AVG LOS | NO. OF DEATHS |
|------------------|---|--------------|-----|-----------|----------|----------|----------|----------|----------|----------|----------|----------|-----------|-----------|-----------|-----------|-----------|-----------|----------|-----------|-----------|------------|-------------|---------------|
| (020-027) | ZOOONOTIC BACTERIAL DISEASES | | | | | | | | | | | | | | | | | | | | | | | |
| 022 | ANTHRAX | NQ | M | | | | | 1 | | | | | | | | | | | | | | 1 | 15.0 | |
| 023 | BRUCELLOSIS | Q | M | 1 | 2 | 1 | | 1 | | | | | | | | | | | | | | 5 | 11.8 | |
| | | Q | F | 1 | | | | | | | | | | | | | | | | | | 1 | 19.0 | |
| | | NQ | M | | | | | 4 | | 2 | 1 | | | | | | | | | | 1 | 8 | 7.0 | |
| | | NQ | F | | | 1 | | | | | | | | | | | | | | | | 1 | 7.0 | |
| | | Total | | 2 | 2 | 2 | | 5 | | 2 | 1 | | | | | | | | | | 1 | 15 | 9.4 | |
| | Total of Sub Group (020-027) | | | 2 | 2 | 2 | | 6 | | 2 | 1 | | | | | | | | | | 1 | 16 | 9.8 | |
| (030-041) | OTHER BACTERIAL DISEASES | | | | | | | | | | | | | | | | | | | | | | | |
| 033 | WHOOPING COUGH | Q | M | 14 | | | | | | | | | | | | | | | | | | 14 | 5.6 | |
| | | Q | F | 7 | | | | | | | | | | | | | | | | | | 7 | 7.9 | |
| | | NQ | M | 4 | | | | | | | | | | | | | | | | | | 4 | 5.0 | |
| | | NQ | F | 4 | | | | | | | | | | | | | | | | | | 4 | 3.8 | |
| | | Total | | 29 | | | | | | | | | | | | | | | | | | 29 | 5.8 | |
| 034 | STREPTOCOCCAL SORE THROAT & SCARLET FEVER | NQ | M | | 1 | | | | | | | | | | | | | | | | | 1 | 1.0 | |
| | | NQ | F | | 1 | | | | | | | | | | | | | | | | | 1 | 16.0 | |
| | | Total | | | 2 | | | | | | | | | | | | | | | | | 2 | 8.5 | |
| 035 | ERYSIPELAS | NQ | M | | | | 1 | | | | | 1 | 1 | | | | | | | | | 3 | 5.7 | |
| | | NQ | F | | | | | 1 | | | | | 1 | | | | | 1 | | | | 3 | 10.0 | |
| | | Total | | | | | 1 | 1 | | | | 2 | 1 | | | | | 1 | | | | 6 | 7.8 | |
| 036 | MENINGOCOCCAL INFECTION | NQ | M | 1 | 1 | | | 2 | 4 | 1 | 1 | | | 1 | | | | | | | | 11 | 16.9 | |
| | | NQ | F | | | | | | | | | | | | 1 | | | | | | | 1 | 7.0 | |
| | | Total | | 1 | 1 | | | 2 | 4 | 1 | 1 | | | 1 | 1 | | | | | | | 12 | 16.1 | |
| 038 | SEPTICAEMIA | Q | M | 14 | 2 | 1 | | | | | | | | | | 3 | 5 | 6 | 1 | 8 | 6 | 46 | 32.7 | 23 |
| | | Q | F | 14 | | | 1 | 2 | | 2 | | 3 | 1 | 3 | 4 | 7 | 4 | 7 | 1 | 5 | 54 | 31.0 | 22 | |
| | | NQ | M | 12 | | 2 | | 3 | 5 | 4 | 3 | 8 | 4 | 9 | 5 | 3 | 5 | 2 | 1 | 2 | 2 | 70 | 15.4 | 36 |
| | | NQ | F | 6 | | 1 | | 1 | 2 | | 1 | 3 | 3 | 2 | 3 | | 5 | | 2 | 4 | 33 | 9.6 | 13 | |
| | | Total | | 46 | 2 | 4 | | 4 | 8 | 6 | 5 | 9 | 10 | 13 | 10 | 13 | 17 | 17 | 9 | 13 | 17 | 203 | 22.5 | 94 |
| 040 | OTHER BACTERIAL DISEASES | NQ | M | | | | | 2 | | | | | | | | | | | | | | 2 | 19.5 | |
| 041 | BACTERIAL INFECTION IN OTHER DISEASES NOS | NQ | M | | | | | | | | | | | | 1 | | | | | | | 1 | 9.0 | |
| | | NQ | F | | | | | | | | | | 1 | | | | | | | | | 1 | 39.0 | |
| | | Total | | | | | | | | | | | 1 | 1 | | | | | | | | 2 | 24.0 | |

| ICD 9 CODE | DISCHARGE DIAGNOSIS | NAT | SEX | 0-4 | 5-9 | 10-14 | 15-19 | 20-24 | 25-29 | 30-34 | 35-39 | 40-44 | 45-49 | 50-54 | 55-59 | 60-64 | 65-69 | 70-74 | 75-79 | 80-84 | 85+ | SUM | AVG LOS | NO. OF DEATHS |
|-------------------------------------|---|-----|-----------|-----------|-----------|----------|----------|----------|-----------|----------|----------|----------|-----------|-----------|-----------|-----------|-----------|-----------|----------|-----------|-----------|------------|-------------|---------------|
| Total of Sub Group (030-041) | | | | 76 | 5 | 4 | | 9 | 13 | 7 | 6 | 9 | 13 | 15 | 12 | 13 | 17 | 18 | 9 | 13 | 17 | 256 | 19.9 | 94 |
| (042-044) | HUMAN IMMUNODEFICIENCY VIRUS (HIV) INFECTION | | | | | | | | | | | | | | | | | | | | | | | |
| 042 | HIV INFECTION WITH SPECIFIED CONDITIONS | | | | | | | | | | | | | | | | | | | | | | | |
| | Q M | | | | | | | | | | | 1 | | | | | | | | | | 1 | 41.0 | 1 |
| | NQ M | | | | | | | 2 | | | 1 | 1 | | | | 1 | | | | | | 5 | 20.6 | 1 |
| | NQ F | | | | | | | | | | | | | 1 | | | | | | | | 1 | 59.0 | |
| | Total | | | | | | | 2 | | | 1 | 2 | | 1 | | 1 | | | | | | 7 | 29.0 | 2 |
| Total of Sub Group (042-044) | | | | | | | | 2 | | | 1 | 2 | | 1 | | 1 | | | | | | 7 | 29.0 | 2 |
| (045-049) | POLIOMYELITIS & OTH.NON-ARTHROPOD-BORNE VIR.DIS.OF CNS | | | | | | | | | | | | | | | | | | | | | | | |
| 046 | SLOW VIRUS INFECTION OF CNS | | | | | | | | | | | | | | | | | | | | | | | |
| | NQ M | | | | | | | | | | 1 | | | | | | | | | | | 1 | 8.0 | |
| 047 | ENTEROVIRAL MENINGITIS | | | | | | | | | | | | | | | | | | | | | | | |
| | Q M | | 4 | 2 | 1 | 1 | | 1 | | | | | | | | | | | | | | 9 | 10.1 | |
| | Q F | | 11 | 2 | 1 | 1 | | | | | | | | | | | | | | | | 15 | 9.5 | |
| | NQ M | | 12 | 4 | 1 | | 1 | 1 | | | | | | | 1 | | | | | | | 20 | 9.0 | |
| | NQ F | | 9 | 1 | | | | | | 1 | 1 | 1 | | | | | | | | | | 13 | 9.8 | |
| | Total | | 36 | 9 | 3 | 2 | 1 | 2 | | 1 | 1 | 1 | | | 1 | | | | | | | 57 | 9.5 | |
| 048 | OTHER ENTEROVIRUS DISEASES OF CNS | | | | | | | | | | | | | | | | | | | | | | | |
| | Q M | | 1 | | | | | | | | | | 1 | | | | | | | | | 2 | 25.5 | |
| | NQ M | | | | | | | 1 | | | | | | | | | | | | | | 1 | 10.0 | |
| | Total | | 1 | | | | | 1 | | | | | 1 | | | | | | | | | 3 | 20.3 | |
| 049 | OTHER NON-ARTHROPOD-BORNE VIRAL DIS. OF CNS | | | | | | | | | | | | | | | | | | | | | | | |
| | Q M | | | | | | | | | | | | | 1 | | | 1 | | | | | 2 | 32.5 | |
| | Q F | | | 2 | | | 1 | | | | | | | | | | | | | | | 3 | 10.0 | |
| | NQ M | | | | | | 1 | | | | 1 | | | | | | 1 | | | | | 3 | 13.3 | |
| | NQ F | | | | 1 | | | 1 | | | | | | | 1 | | | | | | | 3 | 120.3 | |
| | Total | | 2 | 1 | | | 2 | 1 | | | 1 | | | 1 | 1 | | 2 | | | | | 11 | 45.1 | |
| Total of Sub Group (045-049) | | | | 37 | 11 | 4 | 2 | 3 | 4 | 1 | 3 | 1 | 1 | 1 | 2 | | 2 | | | | | 72 | 15.3 | |
| (050-057) | VIRAL DISEASES ACCOMPANIED BY EXANTHEM | | | | | | | | | | | | | | | | | | | | | | | |
| 052 | CHICKENPOX | | | | | | | | | | | | | | | | | | | | | | | |
| | Q M | | 6 | | 2 | | | | | | | | 2 | | | 1 | | | | | | 11 | 6.4 | |
| | Q F | | 4 | 1 | | | 1 | | | 1 | | | | | | | | | | | | 7 | 5.0 | |
| | NQ M | | 6 | 1 | | 1 | 2 | 5 | 3 | 2 | 2 | | | 3 | 1 | | | | | | | 26 | 8.0 | 2 |
| | NQ F | | 1 | 4 | | | 1 | | | | | | | | | | | | | | | 6 | 5.5 | |
| | Total | | 17 | 6 | 2 | 1 | 3 | 6 | 4 | 2 | 2 | 2 | 2 | 3 | 1 | 1 | | | | | | 50 | 6.9 | 2 |
| 053 | HERPES ZOSTER | | | | | | | | | | | | | | | | | | | | | | | |
| | Q M | | | | 1 | | | | | | | | 1 | | | | 1 | | | | | 3 | 8.0 | |
| | Q F | | | 1 | | 1 | | | | | | | | | | | | | | | | 2 | 4.5 | |
| | NQ M | | | | | | | | | | | | | | 1 | | | | | | | 1 | 4.0 | |
| | Total | | 1 | 1 | 1 | | | | | | | | 1 | | 1 | | 1 | | | | | 6 | 6.2 | |

| ICD 9 CODE | DISCHARGE DIAGNOSIS | NAT SEX | 0-4 | 5-9 | 10-14 | 15-19 | 20-24 | 25-29 | 30-34 | 35-39 | 40-44 | 45-49 | 50-54 | 55-59 | 60-64 | 65-69 | 70-74 | 75-79 | 80-84 | 85+ | SUM | AVG LOS | NO. OF DEATHS |
|------------------|---|--------------|-----------|----------|----------|----------|-----------|----------|----------|----------|----------|----------|----------|----------|----------|----------|----------|----------|----------|----------|-----------|-------------|------------------|
| 054 | HERPES SIMPLEX | Q M | | | | | | | | | | | | | | | | 1 | | | 1 | 82.0 | |
| | | Q F | 1 | | 1 | | 1 | | | | | | | | | | | | | | 3 | 4.0 | |
| | | NQ M | 2 | | | | | | 1 | | 1 | | | | | | | 1 | | 1 | 6 | 20.7 | |
| | | NQ F | 1 | 1 | 1 | | | | | | | | | | | | | | | | 3 | 15.7 | |
| | | Total | 4 | 1 | 2 | | 1 | | 1 | | 1 | | | | | | | 1 | 1 | 1 | 13 | 20.4 | |
| 055 | MEASLES | Q F | 1 | | | | | | | | | | | | | | | | | | 1 | 3.0 | |
| | | NQ M | 2 | | | | 1 | | 1 | | | | | | | | | | | | 4 | 5.8 | |
| | | Total | 3 | | | | 1 | | 1 | | | | | | | | | | | | 5 | 5.2 | |
| 057 | OTHER VIRAL EXANTHEMATA | Q M | 1 | | | | | | | | | | | | | | | | | | 1 | 3.0 | |
| | Total of Sub Group (050-057) | | 25 | 8 | 5 | 2 | 5 | 6 | 6 | 2 | 3 | 3 | 3 | 2 | 1 | 2 | 1 | 1 | | | 75 | 9.0 | 2 |
| (060-066) | ARTHROPOD - BORNE VIRAL DISEASES | | | | | | | | | | | | | | | | | | | | | | |
| 061 | | NQ M | | | | | | | | | | 1 | | | | | | | | | 1 | 2.0 | |
| 065 | ARTHROPOD-BORNE HAEMORRHAGIC FEVER | NQ M | | | 1 | | | | | | | | | | | | | | | | 1 | 5.0 | |
| | Total of Sub Group (060-066) | | | | 1 | | | | | | | 1 | | | | | | | | | 2 | 3.5 | |
| (070-079) | OTHER DISEASES DUE TO VIRUSES AND CHLAMYDIAE | | | | | | | | | | | | | | | | | | | | | | |
| 070 | VIRAL HEPATITIS | Q M | | | | 1 | | | | | | | 2 | | | | | | | | 3 | 7.0 | |
| | | Q F | 1 | | | | 1 | | | | | | | | 1 | 1 | | | | | 4 | 10.0 | |
| | | NQ M | 2 | | | 10 | 4 | 4 | 2 | 4 | 4 | 3 | 2 | 1 | | | 1 | | | | 37 | 5.4 | 1 |
| | | NQ F | | | 2 | | 2 | | | | | | | 1 | 1 | | | | | | 6 | 2.7 | |
| | | Total | 3 | | 2 | 1 | 13 | 4 | 4 | 2 | 4 | 4 | 5 | 3 | 3 | 1 | 1 | | | | 50 | 5.5 | 1 |
| 071 | RABIES | NQ M | | | | | | 1 | | | | | | | | | | | | | 1 | 1.0 | 1 |
| 072 | MUMPS | NQ M | 1 | | | | | | | | | | | | | | | | | | 1 | 1.0 | |
| 074 | COXSACKIE VIRAL DISEASE | Q F | 1 | | | | | | | | | | | | | | | | | | 1 | 2.0 | |
| 075 | INFECTIOUS MONONUCLEOSIS | Q M | 1 | | | | | | | | | | | | | | | | | | 1 | 1.0 | |
| | | Q F | | | | 1 | | | | | | | | | | | | | | | 1 | 5.0 | |
| | | NQ M | | | | | | 1 | | | | | | | | | | | | | 1 | 2.0 | |
| | | Total | 1 | | | 1 | | 1 | | | | | | | | | | | | | 3 | 2.7 | |

| ICD 9 CODE | DISCHARGE DIAGNOSIS | NAT | SEX | 0-4 | 5-9 | 10-14 | 15-19 | 20-24 | 25-29 | 30-34 | 35-39 | 40-44 | 45-49 | 50-54 | 55-59 | 60-64 | 65-69 | 70-74 | 75-79 | 80-84 | 85+ | SUM | AVG LOS | NO. OF DEATHS | |
|-------------------------------------|---|-------------------------------------|-----|-----------|----------|----------|----------|-----------|-----------|----------|----------|-----------|----------|----------|----------|----------|----------|----------|----------|----------|----------|-----------|------------|---------------|-------------|
| | | | | | | | | | | | | | | | | | | | | | | | | | |
| 078 | OTHER VIRAL DISEASE | Q | M | 1 | | | | | | | | | | 1 | | | | | | | | 2 | 12.5 | | |
| | | Q | F | 2 | | | | | | | | | | | | | | | | 1 | | | 3 | 9.0 | |
| | | NQ | M | | | | | | | | | | | | 1 | | | | | | | | 1 | 16.0 | 1 |
| | | NQ | F | | | 1 | | 1 | | | | | | | | | | | | | | | 2 | 4.0 | |
| | | Total | | | 3 | | 1 | | 1 | | | | | | | 2 | | | | | 1 | | | 8 | 9.5 |
| 079 | VIRAL INFECTION IN CONDITINS CLASSIFIED ELSEWHERE | Q | M | | | 1 | | | 1 | | | | | | | | | | | | | 2 | 4.5 | | |
| | | Q | F | 3 | | | | | | | | | | | | | | | | | | | 3 | 5.3 | |
| | | NQ | M | 1 | 2 | | | 2 | 2 | 1 | 1 | 1 | | | 1 | | | | | | | | 11 | 6.7 | |
| | | NQ | F | 2 | | 1 | 1 | 1 | | 1 | | | | | | | | | | | | | 6 | 3.7 | |
| | | Total | | | 6 | 2 | 2 | 1 | 3 | 3 | 2 | 1 | 1 | | | 1 | | | | | | | | 22 | 5.5 |
| Total of Sub Group (070-079) | | | | 15 | 2 | 5 | 3 | 17 | 9 | 6 | 3 | 5 | 4 | 7 | 4 | 3 | 1 | 1 | 1 | | | 86 | 5.6 | 3 | |
| (080-088) | RICKETTSIOSES AND OTHER ARTHROPOD-BORNE DISEASES | | | | | | | | | | | | | | | | | | | | | | | | |
| 084 | MALARIA | NQ | M | 2 | 4 | 2 | | 11 | 8 | 5 | 9 | 4 | 1 | 1 | 1 | | | | 1 | | | | 49 | 4.0 | |
| | | NQ | F | 4 | 3 | 4 | | | 1 | 1 | 1 | | | | | | | | | | | | 14 | 4.0 | |
| | | Total | | | 6 | 7 | 6 | | 11 | 9 | 6 | 10 | 4 | 1 | 1 | 1 | | | | 1 | | | | 63 | 4.0 |
| 085 | LEISHMANIASIS | NQ | M | | | | | | | 1 | | 1 | | 1 | | | | | | | | 3 | 18.0 | | |
| | | Total of Sub Group (080-088) | | | 6 | 7 | 6 | | 11 | 9 | 7 | 10 | 5 | 1 | 2 | 1 | | | | 1 | | | | 66 | 4.6 |
| (090-099) | SYPHILIS & OTHER VENEREAL DISEASES | | | | | | | | | | | | | | | | | | | | | | | | |
| 090 | CONGENITAL SYPHILIS | Q | F | 1 | | | | | | | | | | | | | | | | | | 1 | 20.0 | | |
| | | NQ | M | 2 | | | | | | | | | | | | | | | | | | | 2 | 9.5 | |
| | | Total | | | 3 | | | | | | | | | | | | | | | | | | | 3 | 13.0 |
| 094 | NEUROSYPHILIS | Q | M | | | | | | | | | 1 | | | | | | | | | | 1 | 39.0 | | |
| | | Total of Sub Group (090-099) | | | 3 | | | | | | | | 1 | | | | | | | | | | | 4 | 19.5 |
| (110-118) | MYCOSES | | | | | | | | | | | | | | | | | | | | | | | | |
| 112 | CANDIDIASIS | Q | F | | | | | | | | | | | | | | | | | | 1 | 17.0 | | | |
| | | NQ | M | | | | | | | | | | | | 1 | | | | | | | | 1 | 9.0 | |
| | | NQ | F | | | | | 1 | | | | | | 1 | | | | | | | | | 2 | 13.5 | |
| | | Total | | | | | | | 1 | | | | | 1 | 1 | | | | | 1 | | | | 4 | 13.3 |
| 117 | OTHER MYCOSES | Q | M | | | | | | | | | | | | 1 | | | | | | | 1 | 90.0 | | |
| | | NQ | M | | | | | | | | | | | | 1 | | 2 | | | | | | 3 | 5.7 | |
| | | NQ | F | | | | | 1 | | | | 1 | | | | | | | | | | | 2 | 33.0 | |
| | | Total | | | | | | | 1 | | | 1 | | 1 | 1 | 1 | 2 | | | | | | | 6 | 28.8 |

| ICD 9 CODE | DISCHARGE DIAGNOSIS | NAT | SEX | 0-4 | 5-9 | 10-14 | 15-19 | 20-24 | 25-29 | 30-34 | 35-39 | 40-44 | 45-49 | 50-54 | 55-59 | 60-64 | 65-69 | 70-74 | 75-79 | 80-84 | 85+ | SUM | AVG LOS | NO. OF DEATHS | | |
|-------------------------------------|---|--------------|-----|-----|-----|-------|-------|-------|-------|-------|-------|-------|-------|-------|-------|-------|-------|-------|-------|-------|-----|-----|------------|------------------|------|---|
| | | | | | | | | | | | | | | | | | | | | | | | | | | |
| Total of Sub Group (110-118) | | | | | | | | 1 | 1 | | | 1 | 1 | 2 | 1 | 2 | 1 | | | | | | 10 | 22.6 | | |
| (120-129) | HELMINTHIASES | | | | | | | | | | | | | | | | | | | | | | | | | |
| 120 | SCHISTOSOMIASIS (BILHARZIASIS) | NQ | M | | | | | | | 1 | | | | | | | | | | | | | 1 | 5.0 | | |
| 122 | ECHINOCOCCOSIS | Q | F | | | | | | | | | 1 | | | | | 1 | | | | | | 2 | 5.0 | | |
| | | NQ | M | | | | | | | 2 | | | | 1 | | | | | | | | | 3 | 9.0 | | |
| | | NQ | F | | | | | | 1 | 1 | | | | | | | | | | | | | 2 | 8.0 | | |
| | | Total | | | | | | | 1 | 3 | | 1 | | 1 | | | 1 | | | | | | 7 | 7.6 | | |
| 123 | OTHER CESTODE INFECTION | Q | F | | | | | | | | | | | 1 | | | | | | | | | 1 | 9.0 | | |
| | | NQ | M | | | | 1 | 27 | 29 | 16 | 11 | 2 | 2 | | | | | | | | | | 88 | 3.2 | | |
| | | NQ | F | | 1 | | | | | | | 1 | | 1 | | | | | | | | | 3 | 10.7 | | |
| | | Total | | | 1 | | 1 | 27 | 29 | 16 | 11 | 3 | 2 | 2 | | | | | | | | | 92 | 3.5 | | |
| 125 | FILARIAL INFECTION AND DRACONTIASIS | NQ | M | | | | | 1 | | | | | 1 | | | | | | | | | | 2 | 7.0 | | |
| 126 | ANCYLOSTOMIASIS AND NECATORIASIS | NQ | M | | | | | | | 3 | 1 | 1 | | | | | | | | | | | 5 | 2.2 | | |
| 127 | OTHER INTESTINAL HELMINTHIASIS | NQ | F | | 1 | | | | | | | | | | | | | | | | | | 1 | 3.0 | | |
| 128 | HELMINTHIASIS NEC/NOS | NQ | M | | | | | | 1 | | | | | | | | | | | | | | 1 | 1.0 | | |
| Total of Sub Group (120-129) | | | | | 2 | | 1 | 28 | 34 | 21 | 12 | 4 | 3 | 3 | | | | 1 | | | | | 109 | 3.8 | | |
| (130-136) | OTHER INFECTIOUS AND PARASITIC DISEASES | | | | | | | | | | | | | | | | | | | | | | | | | |
| 135 | SARCOIDOSIS | Q | M | | | | | 1 | | | | | | | | | | | | | | | 1 | 7.0 | | |
| | | Q | F | | | | | | | | | | | | 1 | | | | | | | | 1 | 25.0 | | |
| | | NQ | F | | | | | | | | | 1 | | | | | | | | | | | 1 | 1.0 | | |
| | | Total | | | | | | 1 | | | | 1 | | | 1 | | | | | | | | 3 | 11.0 | | |
| 136 | INF/PARASITE DIS NEC/NOS | Q | M | | 1 | | | | | | | | | 1 | | | | | | | | | 2 | 27.0 | 1 | |
| | | Q | F | | | 1 | | | | | | | | | | | | | | | | | 1 | 7.0 | | |
| | | NQ | M | | | | 1 | 1 | 1 | | | 1 | | | | | | | | | | | 4 | 7.5 | | |
| | | NQ | F | | | | | | 1 | | | | | | | | | | | | | | 1 | 9.0 | | |
| | | Total | | | 1 | 1 | 1 | 1 | 2 | | | 1 | | 1 | | | | | | | | | 8 | 12.5 | 1 | |
| Total of Sub Group (130-136) | | | | | 1 | 1 | 1 | 2 | 2 | | | 2 | | 1 | 1 | | | | | | | | | 11 | 12.1 | 1 |
| (137-139) | LATE EFFECTS OF INFECTIOUS AND PRASITIC DISEASES | | | | | | | | | | | | | | | | | | | | | | | | | |
| 137 | | NQ | M | | | | | | | 1 | | | | | | | | | | | | | 1 | 12.0 | | |
| | | NQ | F | | | | | | 1 | | | | | | | | | | 1 | | | | 2 | 5.5 | | |
| | | Total | | | | | | | 1 | 1 | | | | | | | | | 1 | | | | 3 | 7.7 | | |

| ICD 9 CODE | DISCHARGE DIAGNOSIS | NAT | SEX | 0-4 | 5-9 | 10-14 | 15-19 | 20-24 | 25-29 | 30-34 | 35-39 | 40-44 | 45-49 | 50-54 | 55-59 | 60-64 | 65-69 | 70-74 | 75-79 | 80-84 | 85+ | SUM | AVG LOS | NO. OF DEATHS |
|---------------|---------------------|-----|-----|-----|-----|-------|-------|-------|-------|-------|-------|-------|-------|-------|-------|-------|-------|-------|-------|-------|-----|-----|------------|------------------|
| | | | | | | | | | | | | | | | | | | | | | | | | |

| | | | | | | | | | | | | | | | | | | | | | | | | |
|-----|---------------------------------------|---|---|-----|----|----|----|-----|-----|-----|-----|----|----|----|----|----|----|----|----|----|----|------|------|-----|
| 138 | LATE EFFECTS OF ACCUTE POLIOMYELITIS | | | | | | | | | | 1 | | | | | | | | | | | 1 | 10.0 | |
| | | Q | M | | | | | | | | 1 | | | | | | | | | | | 1 | 10.0 | |
| | Total of Sub Group (137-139) | | | | | | | 1 | 1 | 1 | | | | | | | | 1 | | | | 4 | 8.3 | |
| | Total of Major Group (001-139) | | | 219 | 56 | 42 | 19 | 269 | 285 | 159 | 105 | 84 | 59 | 57 | 35 | 36 | 27 | 26 | 16 | 15 | 19 | 1528 | 14.2 | 108 |

(140-239) CHAPTER II:NEOPLASMS

(140-149) MALIGNANT NEOPLASM OF LIP.ORAL CAVITY ,& PHARYNX

| | | | | | | | | | | | | | | | | | | | | | | | | |
|-----|---|----|---|--|--|--|--|--|--|---|---|---|--|---|---|---|---|--|---|--|--|----|------|---|
| 141 | MALIGNANT NEOPLASM OF TONGUE | | | | | | | | | | | | | | 1 | 1 | | | | | | 2 | 7.0 | |
| | | NQ | M | | | | | | | | | | | | 1 | 1 | | | | | | 2 | 7.0 | |
| 143 | MALIGNANT NEOPLASM OF GUM | | | | | | | | | | 1 | | | | | 1 | | | | | | 2 | 19.5 | |
| | | NQ | M | | | | | | | | 1 | | | | | 1 | | | | | | 2 | 19.5 | |
| | | NQ | F | | | | | | | | | | | | | | | | 1 | | | 1 | 3.0 | |
| | Total | | | | | | | | | | 1 | | | | | 1 | | | 1 | | | 3 | 14.0 | |
| 145 | MALIG. NEO. OF OTHER & UNSP. PARTS OF MOUTH | | | | | | | | | 1 | 1 | | | | 1 | 1 | | | | | | 4 | 7.3 | |
| | | NQ | M | | | | | | | 1 | 1 | | | | 1 | 1 | | | | | | 4 | 7.3 | |
| 147 | MALIG NEO OF NASOPHARYNX | | | | | | | | | | | | | | | | | | | | | 3 | 89.7 | 1 |
| | | Q | M | | | | | | | | | | | | | | | | | | | 3 | 89.7 | 1 |
| | | NQ | M | | | | | | | | | 1 | | | | | 1 | | | | | 2 | 1.5 | |
| | | NQ | F | | | | | | | 1 | | | | | | | | | | | | 1 | 19.0 | |
| | Total | | | | | | | | | 1 | 1 | | | | | 1 | 3 | | | | | 6 | 48.5 | 1 |
| 148 | MALIGNANT NEOPLASM OF HYPOPHARYNX | | | | | | | | | | 1 | | | | | | | | 1 | | | 2 | 26.5 | |
| | | Q | M | | | | | | | | 1 | | | | | | | | 1 | | | 2 | 26.5 | |
| | | NQ | M | | | | | | | | | | | 1 | | | | | | | | 1 | 14.0 | |
| | | NQ | F | | | | | | | | | | | | | | 1 | | | | | 1 | 29.0 | |
| | Total | | | | | | | | | | 1 | 1 | | | | 1 | 3 | | 1 | | | 4 | 24.0 | |
| | Total of Sub Group (140-149) | | | | | | | | | 1 | 1 | 4 | | 1 | 2 | 4 | 4 | | 2 | | | 19 | 24.8 | 1 |

(150-159) MALIGNANT NEOPLASM OF DIGESTIVE ORGANS & PERITONEUM

| | | | | | | | | | | | | | | | | | | | | | | | | |
|-----|-----------------------------|----|---|--|--|--|---|---|--|---|---|---|---|---|---|---|---|---|---|---|--|----|------|---|
| 150 | MALIGNANT NEO OF OESOPHAGUS | | | | | | | | | | | | 4 | 1 | | | | | | | | 5 | 10.2 | |
| | | Q | M | | | | | | | | | | 4 | 1 | | | | | | | | 5 | 10.2 | |
| | | Q | F | | | | | | | | | | | 1 | | | | | | 1 | | 2 | 11.0 | |
| | | NQ | M | | | | | | | | | | | 2 | | | | | | | | 2 | 6.5 | |
| | Total | | | | | | | | | | | | 4 | 4 | | | | | | 1 | | 9 | 9.6 | |
| 151 | MALIGNANT NEO OF STOMACH | | | | | | 1 | | | | | 1 | | | | | 1 | 1 | | | | 4 | 5.3 | |
| | | Q | M | | | | 1 | | | | | 1 | | | | | 1 | 1 | | | | 4 | 5.3 | |
| | | Q | F | | | | | | | | | | | | | | 2 | | 1 | | | 3 | 27.3 | 1 |
| | | NQ | M | | | | | 4 | | | 1 | 2 | | 1 | 1 | 2 | 1 | | | | | 12 | 12.1 | 1 |
| | | NQ | F | | | | | 1 | | 1 | | | | 1 | 2 | | | | 2 | | | 7 | 25.4 | |
| | Total | | | | | | 1 | 5 | | 1 | 1 | 3 | | 2 | 3 | 5 | 2 | 3 | | | | 26 | 16.4 | 2 |

| ICD 9 CODE | DISCHARGE DIAGNOSIS | NAT | SEX | 0-4 | 5-9 | 10-14 | 15-19 | 20-24 | 25-29 | 30-34 | 35-39 | 40-44 | 45-49 | 50-54 | 55-59 | 60-64 | 65-69 | 70-74 | 75-79 | 80-84 | 85+ | SUM | AVG LOS | NO. OF DEATHS |
|------------------|---|-------------------------------------|-----|-----|-----|-------|-------|-------|-------|-------|-------|-------|-------|-------|-------|-------|-------|-------|-------|-------|-----|-----|------------|------------------|
| 153 | MALIGNANT NEOPLASM OF COLON | | | | | | | | | | | | | 1 | 1 | | 2 | 1 | 2 | | | 7 | 19.4 | 1 |
| | | Q | M | | | | | | | | | | | | | | | | | | | | | |
| | | Q | F | | | | | | | | 1 | | | | 1 | | 2 | | 1 | | | 5 | 19.4 | |
| | | NQ | M | | 1 | | | | | 1 | 3 | 1 | 2 | 3 | 4 | 1 | 1 | 3 | | | | 20 | 18.0 | 1 |
| | | NQ | F | | | | | | | | 1 | | | 1 | 3 | 1 | | | | | | 6 | 77.5 | 2 |
| | | Total | | | 1 | | | | | 1 | 4 | 2 | 2 | 5 | 9 | 2 | 5 | 4 | 3 | | | 38 | 27.8 | 4 |
| 154 | MALIG. NEO OF RECTUM/RECTOSIGMOID JUNCTION & ANUS | | | | | | | | | | | | 1 | | | 1 | 2 | 1 | 1 | | | 6 | 12.2 | |
| | | Q | M | | | | | | | | | | | | | | | | | | | | | |
| | | Q | F | | | | | | | | 2 | | 2 | | | 1 | | | | | | 5 | 10.2 | 1 |
| | | NQ | M | | | | | 2 | 1 | 3 | 7 | 1 | 6 | 1 | 5 | 3 | 2 | 3 | | | | 34 | 11.1 | |
| | | NQ | F | | | | | | | | 1 | | 1 | 3 | | 1 | 1 | | | | | 7 | 12.3 | |
| | | Total | | | | | | 2 | 1 | 3 | 10 | 1 | 10 | 4 | 5 | 6 | 5 | 4 | 1 | | | 52 | 11.3 | 1 |
| 155 | MALIGNANT NEOPLASM OF LIVER & INTRAHEPATIC BILE DUCTS | | | | | | | | | | | 1 | | | 1 | 2 | | | 3 | | | 7 | 58.6 | 2 |
| | | Q | M | | | | | | | | | | | | | | | | | | | | | |
| | | Q | F | | | | | | | | | | | | | 1 | 1 | | 1 | | 1 | 4 | 33.0 | 2 |
| | | NQ | M | 3 | | | | | | 2 | 8 | | 7 | 3 | 18 | 1 | 3 | | 1 | | | 46 | 11.0 | 6 |
| | | NQ | F | 1 | | | | | | | | | 1 | | 3 | | | 2 | | | | 7 | 22.3 | 2 |
| | | Total | | 4 | | | | | | 2 | 8 | 1 | 8 | 3 | 22 | 4 | 4 | 2 | 5 | | 1 | 64 | 18.8 | 12 |
| 156 | MAL. NEO. OF GALLBLADDER & EXT. HEP. BILE DUCTS | | | | | | | | | | | | | | | | | | 1 | | | 1 | 15.0 | |
| | | Q | M | | | | | | | | | | | | | | | | | | | | | |
| | | NQ | M | | | | | | | 1 | 1 | 2 | | | 2 | | | | | | | 6 | 30.3 | |
| | | NQ | F | | | | | | | | | | | | 1 | | | | | | | 1 | 9.0 | |
| | | Total | | | | | | | | 1 | 1 | 2 | | | 3 | | | | 1 | | | 8 | 25.8 | |
| 157 | MAL. NEO. OF PANCREAS | | | | | | | 2 | | | | | | | | | 1 | | | | | 3 | 3.7 | |
| | | Q | F | | | | | | 2 | | | | | | | | | | | | | | | |
| | | NQ | M | | | | | | | | | | 1 | | 1 | 1 | | 5 | | | | 8 | 13.9 | 2 |
| | | NQ | F | | | | | | | | | | | | | 1 | | | | | | 1 | 20.0 | |
| | | Total | | | | | | 2 | | | | | 1 | | 1 | 2 | 1 | 5 | | | | 12 | 11.8 | 2 |
| 158 | MAL.NEO. OF RETROPERITONEUM & PERITONEUM | | | | | | | | | | | | | | | 2 | | | | | | 2 | 3.5 | |
| | | NQ | M | | | | | | | | | | | | | | | | | | | | | |
| | | Total of Sub Group (150-159) | | 4 | 1 | | | 3 | 8 | 7 | 24 | 7 | 28 | 16 | 42 | 19 | 20 | 17 | 13 | 1 | 1 | 211 | 17.6 | 21 |
| (160-165) | MALIGNANT NEO. OF RESPIRATORY & INTRATHORACIC ORGANS | | | | | | | | | | | | | | | | | | | | | | | |
| 160 | MAL.NEO. OF NASAL CAVITIES, MIDDLE EAR AND ACCESSORY SINUSES | | | | | | | | | | | | | | 1 | | | | | | | 1 | 6.0 | |
| | | NQ | M | | | | | | | | | | | | | | | | | | | | | |
| 161 | MALIGNANT NEO OF LARYNX | | | | | | | | | | | | | | | | 1 | | 1 | | | 2 | 11.0 | |
| | | Q | M | | | | | | | | | | | | | | | | | | | | | |
| | | NQ | F | | | | | | | | 1 | | | | | | | | | | | 1 | 2.0 | |
| | | Total | | | | | | | | | 1 | | | | | | 1 | | 1 | | | 3 | 8.0 | |

| ICD 9 CODE | DISCHARGE DIAGNOSIS | NAT | SEX | AGE | | | | | | | | | | | | | | | | | AVG LOS | NO. OF DEATHS | | | | | | | |
|------------------|--|-----|-------------------------------------|-----|-----|-------|-------|-------|-------|-------|-------|-------|-------|-------|-------|-------|-------|-------|-------|-------|------------|------------------|-----|-----|-----|------|------|------|---|
| | | | | 0-4 | 5-9 | 10-14 | 15-19 | 20-24 | 25-29 | 30-34 | 35-39 | 40-44 | 45-49 | 50-54 | 55-59 | 60-64 | 65-69 | 70-74 | 75-79 | 80-84 | | | 85+ | SUM | | | | | |
| 162 | MAL. NEO. OF TRACHEA, BRONCHUS & LUNG | Q | M | | | | | | | | | | | | 1 | | 3 | 1 | 3 | 6 | 7 | | | | 21 | 14.3 | 6 | | |
| | | | NQ | M | | | | | | | 1 | 1 | 7 | 5 | 15 | 12 | 9 | 5 | 8 | 6 | | | | | | 69 | 10.3 | 10 | |
| | | | NQ | F | | | | | | | 5 | | | | | 2 | 4 | 1 | | | | | | | | 12 | 13.4 | 2 | |
| | | | Total | | | | | | | | 6 | 1 | 7 | 6 | 15 | 17 | 14 | 9 | 14 | 13 | | | | | | 102 | 11.5 | 18 | |
| 163 | MAL. NEO OF PLEURA | | NQ | F | | | | | | | | | | | | 1 | | | | | | | | | 1 | 6.0 | | | |
| 164 | MAL. NEO. OF THYMUS, HEART & MEDIASTINUM | Q | M | | | | | | | | | | | | 1 | | | | | | | | | | 1 | 7.0 | | | |
| | | | Q | F | | | | | | | | | 1 | | | | | | | | | | | | | 1 | 26.0 | | |
| | | | Total | | | | | | | | | | 1 | 1 | | | | | | | | | | | | 2 | 16.5 | | |
| | | | Total of Sub Group (160-165) | | | | | | | | 6 | 1 | 9 | 7 | 15 | 19 | 14 | 10 | 14 | 14 | | | | | | 109 | 11.4 | 18 | |
| (170-175) | MALIGNANT NEO. OF BONE, CONNECTIVE TISSUE, SKIN, & BREAST | | | | | | | | | | | | | | | | | | | | | | | | | | | | |
| 170 | MAL NEO OF BONE & ARTICULAR CARTILAGE | Q | M | | | | 4 | 1 | | | 1 | | | | | | | | | | | | | 1 | | 7 | 12.9 | | |
| | | | NQ | M | | | | 2 | | | | 1 | 2 | 1 | | | | | | | | | | | | | 9 | 25.8 | 1 |
| | | | NQ | F | | | | | | | | | | | | | | | 1 | 1 | | | | | | | 2 | 19.0 | |
| | | | Total | | | | | 6 | 1 | | | 2 | 2 | 1 | | | | | 1 | 4 | | | | | 1 | | 18 | 20.0 | 1 |
| 171 | MALIGNANT NEOPLASM OF CONNECTIVE & OTHER SOFT TISSUE | Q | M | | | | 1 | | | | | | | | | | | | | | | | | | 1 | 4.0 | | | |
| | | | NQ | M | | | | 1 | | 2 | | | 1 | | | 1 | | 2 | | | | | | | | 7 | 12.9 | | |
| | | | NQ | F | 2 | 1 | | | | 2 | | | | | | | 1 | 1 | | | | | | | | | 7 | 13.9 | |
| | | | Total | | 2 | 1 | | 2 | | 4 | | | | | | 1 | 1 | 3 | | | | | | | | | 15 | 12.7 | |
| 172 | MALIGNANT MELANOMA OF SKIN | | NQ | M | | | | | | 1 | | | | | | 2 | | | | | | | | 3 | 9.0 | | | | |
| 173 | MAL. NEO OF SKIN NOS | | NQ | M | | | | | | | | | | | | | | | | | | | | 4 | 3.3 | | | | |
| 174 | MALIG NEO OF FEMALE BREAST | Q | F | | | | | | | 4 | 2 | 11 | 3 | 4 | 12 | 6 | 4 | | | | | | | | 46 | 8.2 | 2 | | |
| | | | NQ | F | | | | | 2 | | 5 | 16 | 8 | 16 | 16 | 13 | 12 | 5 | | | | | | | | 93 | 6.2 | 4 | |
| | | | Total | | | | | 2 | | 9 | 18 | 19 | 19 | 20 | 25 | 18 | 9 | | | | | | | | | 139 | 6.8 | 6 | |
| | | | Total of Sub Group (170-175) | | 2 | 1 | 1 | 8 | 3 | 4 | 12 | 21 | 21 | 19 | 21 | 29 | 25 | 9 | 2 | | | | | | 1 | | 179 | 8.6 | 7 |
| (176-176) | MALIGNANT NEO. OF BONE, CONNECTIVE TISSUE, SKIN, & BREAST | | | | | | | | | | | | | | | | | | | | | | | | | | | | |
| 176 | KAPOSI SARCOMA | | NQ | M | | | | | | | | | | | | | 1 | | | | | | | | 1 | 1.0 | | | |
| | | | Total of Sub Group (176-176) | | | | | | | | | | | | | | | | 1 | | | | | | | | 1 | 1.0 | |
| (179-189) | MALIGNANT NEOPLASM OF GENITOURINARY ORGANS | | | | | | | | | | | | | | | | | | | | | | | | | | | | |
| 179 | MALIGNANT NEOPLASM OF UTERUS, PART UNSPECIFIED | Q | F | | | | | | | | | | | | | | | | | | | | | | 1 | 6.0 | 1 | | |

| ICD 9 CODE | DISCHARGE DIAGNOSIS | NAT SEX | AGE | | | | | | | | | | | | | SUM | AVG LOS | NO. OF DEATHS | | | | | | | | |
|-------------------------------------|--|--------------|-----|-----|-------|-------|-------|-------|-------|-------|-------|-------|-------|-------|-------|-----|------------|------------------|-------|-------|-------|-------|------|------|-----|--|
| | | | 0-4 | 5-9 | 10-14 | 15-19 | 20-24 | 25-29 | 30-34 | 35-39 | 40-44 | 45-49 | 50-54 | 55-59 | 60-64 | | | | 65-69 | 70-74 | 75-79 | 80-84 | 85+ | | | |
| 180 | MALIGNANT NEOPLASM OF CERVIX UTERI | Q F | | | | | | | | 1 | | | | | 5 | 1 | 1 | 1 | | | | 9 | 7.2 | 1 | | |
| | | NQ F | | | | | | | | | | 1 | 5 | 1 | 2 | | 5 | | | | 3 | | | 17 | 5.1 | |
| | | Total | | | | | | | | | 1 | 1 | 5 | 1 | 2 | 5 | 6 | 1 | 1 | 3 | | | 26 | 5.8 | 1 | |
| 182 | M.N.OF BODY OF UTEROUS | Q F | | | | | | | | | 1 | | 1 | 3 | | | | 1 | | | | 6 | 11.8 | 1 | | |
| | | NQ F | | | | | | | | | | 3 | | | 1 | | | | | | | | 4 | 15.0 | | |
| | | Total | | | | | | | | | | 4 | | 1 | 3 | 1 | | | 1 | | | | 10 | 13.1 | 1 | |
| 183 | MALGNAT NEOPLASM OF OVARY & OTHER UTERINE ADNEXA | Q F | | | | | | | | | | 4 | 1 | | 2 | 2 | | | | | | 9 | 3.4 | | | |
| | | NQ F | | 1 | | | | | | | 1 | 1 | | 3 | 5 | 1 | | | | | | | 12 | 7.3 | 1 | |
| | | Total | | 1 | | | | | | | 1 | 1 | 4 | 4 | 5 | 3 | 2 | | | | | | 21 | 5.7 | 1 | |
| 184 | M.N OF OTHR AND UNSPECIFIED FEMALE GENITAL ORGANS | NQ F | | | | | | | | | | | | | | | | 1 | | | | 1 | 16.0 | | | |
| | | Total | | | | | | | | | | | | | | | | | 1 | | | | 1 | 16.0 | | |
| 185 | MALIGNANT NEOPLASM OF PROSTATE | Q M | | | | | | | | | | | | | 2 | 2 | 2 | 1 | 1 | 1 | | 9 | 12.1 | 2 | | |
| | | NQ M | | | | | | | | | | | | | 8 | 6 | 6 | 1 | 2 | | 1 | | 24 | 12.0 | | |
| | | Total | | | | | | | | | | | | | 8 | 8 | 8 | 3 | 3 | 1 | 2 | | 33 | 12.0 | 2 | |
| 186 | MALIGNANT NEOPLASM OF TESTIS | NQ M | | | | 1 | | 1 | | | | 1 | | | | | | | | | | 3 | 6.7 | | | |
| 188 | MALIGNANT NEOPLASM OF BLADDER | Q M | | | | | | | | | | | | | 2 | 5 | 1 | | 2 | | | 10 | 4.7 | 2 | | |
| | | Q F | | | | | | | | | | | | | | | | 1 | 2 | | | | 3 | 7.3 | | |
| | | NQ M | | | | | | | | | 2 | 2 | 1 | 1 | 5 | 2 | 3 | 5 | 2 | 1 | | | 24 | 15.5 | 1 | |
| | | NQ F | | | | | | | | | | | | 2 | | | | | 1 | 1 | | | 4 | 16.5 | 1 | |
| | | Total | | | | | | | | | 2 | 2 | 1 | 3 | 5 | 4 | 8 | 7 | 5 | 4 | | | 41 | 12.4 | 4 | |
| 189 | MAL. NEO. OF KIDNEY & OTHER & UNSPECIFIED URINARY ORGANS | Q M | | | | | | | | | | | | 2 | | | | 1 | | | | 3 | 13.0 | | | |
| | | NQ M | | | | | | 1 | | | | | 4 | | 3 | 2 | | | 2 | | | | 12 | 13.7 | | |
| | | NQ F | | | | | | | | | | 1 | | | | | | | | | | | 1 | 1.0 | | |
| | | Total | | | | | | 1 | | | | 1 | 4 | 2 | 3 | 2 | | | 3 | | | | 16 | 12.8 | | |
| Total of Sub Group (179-189) | | | | 1 | | 1 | | 2 | 1 | 4 | 12 | 8 | 14 | 28 | 25 | 22 | 13 | 14 | 5 | 2 | | 152 | 10.2 | 10 | | |
| (190-199) | MALIGNANT NEOPLASM OF OTHER & UNSPECIFIED SITES | | | | | | | | | | | | | | | | | | | | | | | | | |
| 191 | MALIGNANT NEOPLASM OF BRAIN | Q M | | | | | 1 | | | | 1 | 1 | 1 | 1 | 1 | 4 | | | | | | 9 | 29.1 | 2 | | |
| | | Q F | | | | | | 1 | | 1 | 3 | 1 | 1 | 1 | | | | | | | | | 6 | 10.8 | 1 | |
| | | NQ M | | 3 | | | 3 | 7 | 1 | 5 | 1 | 1 | 4 | 1 | 1 | | | | | | | | 27 | 19.2 | | |
| | | NQ F | 1 | | | | | | | 1 | 1 | | | | | | | | | | | | 3 | 6.7 | | |
| | | Total | 1 | 3 | | | 4 | 8 | 2 | 7 | 4 | 3 | 5 | 2 | 2 | 4 | | | | | | | 45 | 19.2 | 3 | |

| ICD 9 CODE | DISCHARGE DIAGNOSIS | NAT | SEX | 0-4 | 5-9 | 10-14 | 15-19 | 20-24 | 25-29 | 30-34 | 35-39 | 40-44 | 45-49 | 50-54 | 55-59 | 60-64 | 65-69 | 70-74 | 75-79 | 80-84 | 85+ | SUM | AVG LOS | NO. OF DEATHS |
|---------------|--|--------------|-----|-----|-----|-------|-------|-------|-------|-------|-------|-------|-------|-------|-------|-------|-------|-------|-------|-------|-----|-----|------------|------------------|
| | | | | | | | | | | | | | | | | | | | | | | | | |
| 192 | M.N OF OTHER AND UNSPECIFIED PARTS OF NERVOUS SYSTEM | | | | | | | | | | | | | | | 1 | | | | | | 1 | 4.0 | |
| | | Q | F | | | | | | | | | | | | | | | | | | | | | |
| 193 | MALIGNANT NEO. OF THYROID GLAND | | | | | | | | 1 | | | 1 | | | | | | | 1 | | | 3 | 9.0 | |
| | | Q | M | | | | | | | | | | | | | | | | | | | | | |
| | | Q | F | | | | | | | 2 | 1 | | | | | 1 | | | 1 | | | 5 | 18.8 | 1 |
| | | NQ | M | | | | | | | 1 | 2 | 2 | | | | | | | | | | 5 | 3.6 | |
| | | NQ | F | | | | | 1 | | 1 | | | | 1 | | | | | | | | 3 | 4.3 | |
| | | Total | | | | | | 2 | 3 | 4 | 3 | | | 1 | | 1 | | 1 | 1 | | | 16 | 9.5 | 1 |
| 194 | MALIGNANT NEO. OF OTHER ENDOCRINE GLANDS | | | | | | | | | | | | | | | | | | | | | 1 | 12.0 | |
| | | Q | M | | | | | | | | | | | | | | | | | | | | | |
| | | NQ | M | | | | | | | | | | | | | | | | | | | 1 | 33.0 | 1 |
| | | Total | | | | | | | | | | | | | | | | | | | | 2 | 22.5 | 1 |
| 195 | MALIGNANT NEO. OF OTH. & ILL-DEFINED SITES | | | | | | | | | | | | | | | | | | | | | 1 | 7.0 | |
| | | Q | M | | | | | | | | | | | | | | | | | | | | | |
| | | Q | F | | | 1 | | | | | | | | | | | | | | | | 1 | 11.0 | |
| | | NQ | M | | | | | | | 1 | | | | | 1 | 1 | | | | | | 3 | 7.7 | |
| | | Total | | | | 1 | | | | 1 | | | | 1 | 1 | | | | | | | 5 | 8.2 | |
| 196 | SECONDARY MALIG. NEO. LYMPH NODES | | | | | | | | | | | | 1 | | | | | | | | | 1 | 8.0 | |
| | | Q | M | | | | | | | | | | | | | | | | | | | | | |
| | | NQ | M | | | | | | | 2 | 1 | | 1 | | | | | | | | | 4 | 12.5 | |
| | | Total | | | | | | | | 2 | 1 | 1 | 1 | | | | | | | | | 5 | 11.6 | |
| 197 | SECONDARY MALG. NEO. OF RESPIRATORY & DIGESTIVE SYSTEM | | | | | | | | | | | | | | | | 4 | | | 2 | | 6 | 13.7 | 2 |
| | | Q | M | | | | | | | | | | | | | | | | | | | | | |
| | | Q | F | | | | | | | | 1 | 1 | | 1 | 2 | | | 3 | | | | 8 | 29.8 | 1 |
| | | NQ | M | | | | | | | 1 | 1 | 2 | 2 | 2 | 1 | 1 | | | | | | 10 | 10.0 | |
| | | NQ | F | | | | | | 2 | 1 | | | 1 | | | 5 | 1 | | | | | 10 | 12.5 | 2 |
| | | Total | | | | | | | 2 | 2 | 2 | 3 | 3 | 3 | 3 | 8 | 6 | 3 | | 2 | | 34 | 16.0 | 5 |
| 198 | SECONDARY MALIG. NEO. OF OTHER SPECIFIED SITES | | | | | | 1 | | | | | | | 1 | | | 1 | | | | | 3 | 9.7 | 1 |
| | | Q | M | | | | | | | | | | | | | | | | | | | | | |
| | | Q | F | | | | | | | 1 | 3 | 1 | | | 7 | | 1 | | | | | 13 | 16.0 | 1 |
| | | NQ | M | | | | | | | 1 | 1 | 1 | | 4 | 1 | | | 1 | 1 | | | 10 | 13.8 | 1 |
| | | NQ | F | | | | 1 | 1 | 1 | 2 | 4 | 2 | 2 | 1 | | | | | | | | 14 | 11.4 | 1 |
| | | Total | | | | | 2 | 1 | 3 | 6 | 6 | 2 | 7 | 9 | | 2 | 1 | 1 | | | | 40 | 13.4 | 4 |
| 199 | M.N WITHOUT SPECIFICATION OF SITE | | | | | | | | | | | | 1 | | | | | | | | | 1 | 5.0 | |
| | | Q | M | | | | | | | | | | | | | | | | | | | | | |
| | | NQ | M | | | | | | | | | | | 1 | | | | | | | | 1 | 28.0 | |
| | | NQ | F | | | | | | | | | | | | | | 2 | | | 2 | | 4 | 5.8 | |
| | | Total | | | | | | | | | | | 1 | 1 | | | 2 | | | 2 | | 6 | 9.3 | |
| | Total of Sub Group (190-199) | | | | | | | 6 | 11 | 10 | 22 | 16 | 10 | 18 | 15 | 13 | 14 | 5 | 2 | 4 | | 154 | 14.9 | 14 |

(200-208) CANCER OF LYMPHATIC & HEMATOPOIETIC TISSUE

| | | | | | | | | | | | | | | | | | | | | | | | | |
|-----|---------------------------------|--------------|---|----------|--|--|--|--|--|--|--|--|----------|----------|----------|----------|--|--|---|----------|--|----------|-------------|----------|
| 200 | LYMPHOSARCOMA & RETICULOSARCOMA | | | 1 | | | | | | | | | | | 1 | | | | | | | 2 | 21.5 | |
| | | Q | M | | | | | | | | | | | | | | | | 1 | | | 1 | 13.0 | 1 |
| | | Q | F | | | | | | | | | | | | | | | | | | | | | |
| | | NQ | M | | | | | | | | | | 1 | 1 | | | | | | | | 2 | 28.5 | |
| | | NQ | F | | | | | | | | | | | | 1 | 1 | | | | | | 2 | 18.5 | |
| | | Total | | 1 | | | | | | | | | 1 | 1 | 2 | 1 | | | | 1 | | 7 | 21.4 | 1 |

| | | | | | | | | | | | | | | | | | | | | | | | | |
|-----|-------------------|--------------|---|----------|----------|----------|----------|---|--|----------|----------|----------|----------|--|----------|--|----------|--|--|--|--|-----------|-------------|--|
| 201 | HODGKIN'S DISEASE | | | | | | 5 | | | 1 | 1 | | | | 1 | | 2 | | | | | 10 | 9.4 | |
| | | Q | M | | | | | | | | | | | | | | | | | | | | | |
| | | Q | F | | 1 | | | | | | | | | | | | | | | | | 1 | 46.0 | |
| | | NQ | M | | | 3 | 1 | | | | 1 | 1 | | | | | | | | | | 6 | 9.7 | |
| | | NQ | F | | | | | 1 | | 2 | | | 2 | | | | | | | | | 5 | 5.2 | |
| | | Total | | 1 | 3 | 1 | 6 | | | 2 | 1 | 2 | 3 | | 1 | | 2 | | | | | 22 | 10.2 | |

| | | | | | | | | | | | | | | | | | | | | | | | | |
|-----|---|--------------|---|----------|----------|----------|--|----------|----------|----------|----------|----------|----------|----------|----------|----------|----------|----------|---|--|--|-----------|-------------|----------|
| 202 | OTHER MALIGNANT NEO. OF LYMPHOID & HISTIOCYTIC TISSUE | | | 1 | 1 | | | | | 1 | 1 | | | | 1 | | | | | | | 6 | 24.7 | |
| | | Q | M | | | | | | | | | | | | | | | | | | | | | |
| | | Q | F | | | | | 2 | | | | | | 1 | | 1 | 3 | 7 | 1 | | | 15 | 12.4 | 1 |
| | | NQ | M | | | 1 | | 4 | | 1 | 2 | 1 | 6 | 1 | 2 | | | | | | | 18 | 20.9 | |
| | | NQ | F | | | | | | 2 | | 1 | 1 | 2 | 1 | 1 | | | | | | | 9 | 8.6 | 2 |
| | | Total | | 1 | 1 | 1 | | 6 | 2 | 2 | 4 | 2 | 9 | 3 | 4 | 3 | 7 | 3 | | | | 48 | 16.4 | 3 |

| | | | | | | | | | | | | | | | | | | | | | | | | |
|-----|---|--------------|---|--|--|--|--|--|----------|----------|----------|----------|----------|----------|----------|----------|----------|----------|---|--|--|-----------|-------------|----------|
| 203 | MULTIPLE MYELOMA & IMMUNOPROLIFERATIVE NEO. | | | | | | | | | | | | | | | | | 1 | 1 | | | 2 | 12.0 | |
| | | Q | M | | | | | | | | | | | | | | | | | | | | | |
| | | Q | F | | | | | | | | | | | | 4 | | | | | | | 4 | 3.3 | |
| | | NQ | M | | | | | | | 2 | 1 | 3 | 5 | 1 | 1 | | | | | | | 13 | 12.8 | 1 |
| | | NQ | F | | | | | | 1 | 1 | | 6 | 1 | | | | | 1 | | | | 10 | 9.0 | |
| | | Total | | | | | | | 1 | 1 | 2 | 7 | 4 | 9 | 1 | 1 | 2 | 1 | | | | 29 | 10.1 | 1 |

| | | | | | | | | | | | | | | | | | | | | | | | | |
|-----|--------------------|--------------|---|----------|----------|----------|----------|----------|--|----------|--|----------|----------|--|--|--|--|----------|----------|----------|--|-----------|-------------|----------|
| 204 | LYMPHOID LEUKAEMIA | | | | | 1 | | 1 | | | | | | | | | | | | | | 2 | 5.0 | |
| | | Q | M | | | | | | | | | | | | | | | | | | | | | |
| | | Q | F | | 3 | 1 | 1 | | | | | | | | | | | | | | | 3 | 15.3 | |
| | | NQ | M | | | | | 1 | | 1 | | 1 | 3 | | | | | 1 | 1 | | | 8 | 11.6 | 1 |
| | | NQ | F | | 3 | | | 4 | | | | | 2 | | | | | 3 | | 1 | | 13 | 19.2 | 1 |
| | | Total | | 6 | 1 | 2 | 4 | 2 | | 1 | | 1 | 5 | | | | | 4 | 1 | 4 | | 31 | 15.3 | 2 |

| | | | | | | | | | | | | | | | | | | | | | | | | |
|-----|-------------------|--------------|---|--|--|--|----------|----------|----------|----------|-----------|----------|----------|----------|----------|----------|--|--|--|--|--|-----------|-------------|----------|
| 205 | MYELOID LEUKAEMIA | | | | | | | | | 1 | | | | | | | | | | | | 1 | 7.0 | |
| | | Q | M | | | | | | | | | | | | | | | | | | | | | |
| | | Q | F | | | | | | | | 3 | | | | | | | | | | | 3 | 4.7 | |
| | | NQ | M | | | | 3 | 1 | 4 | | 7 | 1 | 5 | 4 | 1 | 1 | | | | | | 27 | 21.2 | 1 |
| | | NQ | F | | | | | 4 | 4 | | 1 | | 3 | | | | | | | | | 12 | 19.3 | |
| | | Total | | | | | 3 | 5 | 8 | 1 | 11 | 1 | 8 | 4 | 1 | 1 | | | | | | 43 | 19.2 | 1 |

| | | | | | | | | | | | | | | | | | | | | | | | | |
|-----|-------------------------------|--------------|---|--|--|--|--|--|----------|--|----------|--|--|--|----------|----------|--|--|--|--|--|----------|------------|--|
| 208 | LEUKEMIA OF UNSPEC. CELL TYPE | | | | | | | | | | 1 | | | | | | | | | | | 1 | 1.0 | |
| | | Q | F | | | | | | | | | | | | | | | | | | | | | |
| | | NQ | M | | | | | | 1 | | | | | | 1 | 1 | | | | | | 3 | 3.0 | |
| | | Total | | | | | | | 1 | | 1 | | | | 1 | 1 | | | | | | 4 | 2.5 | |

| | | | | | | | | | | | | | | | | | | | | | | | | |
|-------------------------------------|--|--|--|----------|----------|----------|----------|-----------|-----------|-----------|----------|-----------|-----------|-----------|-----------|----------|----------|-----------|----------|----------|--|------------|-------------|----------|
| Total of Sub Group (200-208) | | | | 2 | 8 | 5 | 3 | 13 | 13 | 14 | 6 | 20 | 15 | 27 | 19 | 8 | 8 | 13 | 6 | 4 | | 184 | 15.0 | 8 |
|-------------------------------------|--|--|--|----------|----------|----------|----------|-----------|-----------|-----------|----------|-----------|-----------|-----------|-----------|----------|----------|-----------|----------|----------|--|------------|-------------|----------|

(210-229) BENIGN NEOPLASMS

| | | | | | | | | | | | | | | | | | | | | | | | | | |
|-----|---|--------------|---|---|---|---|---|---|---|---|---|---|---|---|---|---|---|---|---|---|---|---|------|------|------|
| 210 | BENIGN NEO. OF LIP, ORAL CAVITY & PHARYNX | NQ | M | | | | | | 1 | | | | | | 1 | | | | | | | 2 | 6.5 | | |
| | | NQ | F | | | | 1 | | | | | | | | | | | | | | | | 1 | 6.0 | |
| | | Total | | | | | 1 | | 1 | | | | | | | 1 | | | | | | | 3 | 6.3 | |
| | | | | | | | | | | | | | | | | | | | | | | | | | |
| 211 | BENIGN NEO. OF OTHER OTH. PARTS OF DIGESTIVE SYSTEM | Q | M | 1 | | | | | | | | | | | | | | 1 | | | | 2 | 53.5 | | |
| | | Q | F | 1 | | | | | | | | | | | 1 | | 1 | | | | | | 3 | 5.0 | |
| | | NQ | M | | | 1 | | | | 1 | 2 | | | | | | | | | | | | 4 | 6.5 | |
| | | NQ | F | | 1 | | | | | 1 | 2 | | | | | | | | | | | | 2 | 4.0 | |
| | | Total | | 2 | 1 | 1 | | | | 2 | 2 | | | | | 1 | | 1 | 1 | | | | | 11 | 14.2 |
| 212 | BENIGN NEOPLASM OF RESPIRATORY & INTRATHORACIC ORGANS | Q | F | | | | | | | 1 | | | | | | | | | | | | 1 | 21.0 | | |
| | | NQ | M | | | | 1 | 1 | | | | | | 1 | | | | | | | | | 4 | 6.5 | |
| | | NQ | F | | | | | | | | 1 | | | | | | | | | | | | 1 | 12.0 | |
| | | Total | | | | | 1 | 1 | | | 2 | 1 | | | | | | 1 | | | | | | 6 | 9.8 |
| 213 | BENIGN NEO. OF BONE & ARTICULAR CARTILAGE | Q | F | | | | | 1 | | | | | | | | | | | | | | 1 | 4.0 | | |
| | | NQ | M | | 1 | 1 | | 2 | 1 | 2 | | 1 | | | | | | | | | | | 8 | 4.3 | |
| | | NQ | F | | | 1 | 1 | 1 | 2 | | | | | | | | | | | | | | 5 | 2.4 | |
| | | Total | | | 1 | 2 | 1 | 4 | 3 | 2 | | 1 | | | | | | | | | | | | 14 | 3.6 |
| 214 | LIPOMA | Q | M | 1 | | | | | | | 1 | | | 3 | | | | | | | | 5 | 2.6 | | |
| | | Q | F | | | | | | | | | 1 | 2 | 1 | 1 | 1 | | | 1 | 1 | | | 8 | 2.6 | |
| | | NQ | M | | 1 | | | 2 | 2 | 2 | 2 | 2 | 2 | 3 | 1 | 1 | | | | | | | 16 | 2.1 | |
| | | NQ | F | | | | | 1 | 2 | | 1 | | | | | | | | | | | | 4 | 2.5 | |
| | | Total | | 1 | 1 | | | 1 | 2 | 4 | 3 | 4 | 4 | 7 | 2 | 2 | | | | 1 | 1 | | | 33 | 2.3 |
| 215 | OTHER BENIGN NEO. OF CONNECTIVE & OTHER SOFT TISSUE | Q | M | | | | | 1 | | | | | | | | | | | | | | 1 | 2.0 | | |
| | | NQ | M | | | | | 1 | | | 1 | | | 1 | | | | | | | | | 3 | 9.3 | |
| | | NQ | F | | | | | 1 | | | 1 | | | | | | | | | | | | 2 | 4.5 | |
| | | Total | | | | | | 2 | 1 | | 2 | | | 1 | | | | | | | | | | 6 | 6.5 |
| 216 | BENIGN NEOPLASM OF SKIN | Q | F | 1 | | | | | | | | | | | | | | | | | | 1 | 1.0 | | |
| | | NQ | M | | | 1 | 2 | | | | | | | | | | | | | | | 1 | 4 | 3.8 | |
| | | Total | | 1 | | 1 | 2 | | | | | | | | | | | | | | | | 1 | 5 | 3.2 |
| 217 | BENIGN NEOPLASM OF BREAST | Q | F | | | | 1 | | 1 | 1 | | | | | | | | | | | | 3 | 2.3 | | |
| | | NQ | F | | | | | 1 | | 2 | | 1 | | 1 | | 1 | | | | | | | 6 | 2.7 | |
| | | Total | | | | | 1 | 1 | 1 | 3 | | 1 | | 1 | | 1 | | | | | | | | 9 | 2.6 |

| ICD 9 CODE | DISCHARGE DIAGNOSIS | NAT | SEX | 0-4 | 5-9 | 10-14 | 15-19 | 20-24 | 25-29 | 30-34 | 35-39 | 40-44 | 45-49 | 50-54 | 55-59 | 60-64 | 65-69 | 70-74 | 75-79 | 80-84 | 85+ | SUM | AVG LOS | NO. OF DEATHS |
|------------------|---|-----|-----|-----|-----|-------|-------|-------|-------|-------|-------|-------|-------|-------|-------|-------|-------|-------|-------|-------|-----|------|------------|------------------|
| | Total | | | | | | | | | 1 | | 2 | | 1 | 1 | | | | | | | 5 | 3.8 | |
| | Total of Sub Group (230-234) | | | | | | | 1 | | 1 | | 2 | | 1 | 1 | 1 | | | | | | 7 | 3.4 | |
| (235-238) | NEOPLASMS OF UNCERTAIN BEHAVIOUR | | | | | | | | | | | | | | | | | | | | | | | |
| 235 | NEO. OF UNCERT. BEHAV. OF DIGESTIVE & RESP. SYSTEM | | | | | | | | | | | | | | | | | | 1 | | | 1 | 35.0 | 1 |
| | Q M | | | | | | | | | | | | | | | | | | | | | 1 | 35.0 | 1 |
| | Q F | | | | | | | | | | | | | | | | | | 1 | | | 1 | 20.0 | |
| | NQ F | | | | | | | | | | | | | 1 | | | | | | | | 1 | 7.0 | |
| | Total | | | | | | | | | | | | | 1 | | | 1 | 1 | | | | 3 | 20.7 | 1 |
| 236 | NEO. OF UNCERT. BEHAV. OF GENITOURINARY ORGANS | | | | | | | | | 1 | | | | | | | | | | | | 1 | 3.0 | |
| | Q M | | | | | | | | | 1 | | | | | | | | | | | | 1 | 3.0 | |
| | NQ M | | | | | 1 | | | | | | | | | | | | | | | | 1 | 1.0 | |
| | NQ F | | | | | | | 1 | | 1 | | | | | | 2 | | | | | | 4 | 4.8 | |
| | Total | | | | | 1 | | 1 | | 1 | | | | | | 2 | | | | | | 6 | 3.8 | |
| 237 | NEO. OF UNCERT. BEHA. OF ENDOCRINE GLANDS&NERVOUS SYST. | | | | | | | | | | | | 1 | | | | | | | | | 1 | 2.0 | |
| | Q M | | | | | | | | | | | | 1 | | | | | | | | | 1 | 2.0 | |
| | NQ M | | | | | | | 1 | | | | | | | | 2 | | | | | | 5 | 20.8 | |
| | Total | | | | | | | 1 | | | | | 1 | | | 2 | | | | | | 6 | 17.7 | |
| 238 | NEO OF ONCERT. BEHAV. OF UNSP. SITES & TISSUES | | | | | | | | | | 2 | | 1 | | | | | | | | | 3 | 3.7 | |
| | Q M | | | | | | | | | | 2 | | 1 | | | | | | | | | 3 | 3.7 | |
| | Q F | | 1 | | | | | | | | | | 1 | | | | | | | 1 | | 3 | 8.7 | 1 |
| | NQ M | | | | | | 1 | | | | | | 3 | | | | | | | | | 4 | 10.3 | |
| | NQ F | | 1 | 3 | 1 | | | | | 1 | | | | | | 1 | 2 | 2 | | | | 11 | 3.6 | |
| | Total | | 2 | 3 | 1 | | 1 | | | 1 | 2 | 4 | 1 | | | 1 | 2 | 2 | 1 | | | 21 | 5.6 | 1 |
| | Total of Sub Group (235-238) | | 2 | 5 | 1 | | 3 | 1 | 1 | 2 | 2 | 5 | 1 | 1 | 1 | 5 | 2 | 3 | 2 | | | 36 | 8.6 | 2 |
| (239-239) | NEOPLASMS OF UNSPECIFIED NATURE | | | | | | | | | | | | | | | | | | | | | | | |
| 239 | NEOPLASMS OF UNSPECIFIED NATURE | | | | | | 1 | | 1 | | | | | | | 1 | 2 | 1 | | | | 6 | 35.2 | |
| | Q M | | | | | | 1 | | 1 | | | | | | | 1 | 2 | 1 | | | | 6 | 35.2 | |
| | Q F | | 3 | | | 1 | 1 | 1 | 1 | | 2 | 1 | | | 2 | 1 | 1 | | | | | 14 | 8.1 | 1 |
| | NQ M | | | | 3 | 1 | 3 | 4 | 4 | 6 | 1 | 1 | 4 | 5 | 4 | 2 | 3 | 2 | | | | 43 | 12.4 | |
| | NQ F | | | | | | 1 | | 2 | 1 | 3 | 1 | 2 | 1 | | 1 | | 2 | | | | 14 | 11.2 | |
| | Total | | 3 | | 3 | 2 | 6 | 5 | 8 | 7 | 6 | 3 | 6 | 8 | 6 | 6 | 6 | 4 | 4 | | | 77 | 13.2 | 1 |
| | Total of Sub Group (239-239) | | 3 | | 3 | 2 | 6 | 5 | 8 | 7 | 6 | 3 | 6 | 8 | 6 | 6 | 6 | 4 | 4 | | | 77 | 13.2 | 1 |
| | Total of Major Group (140-239) | | 31 | 23 | 17 | 23 | 52 | 72 | 82 | 127 | 145 | 149 | 152 | 177 | 126 | 98 | 75 | 58 | 15 | 3 | | 1425 | 11.7 | 82 |

(240-279) CHAPTER III: ENDOCRINE, NUT., METABOLIC & IMMUNITY DISORDERS

(240-246) DISORDERS OF THYROID GLAND

240 SIMPLE & UNSP. GOITRE

| | | | | | | | | | | | | | | | | | | | | | | | | |
|--------------|---|--|--|--|--|--|--|---|--|--|---|---|--|---|--|--|--|--|--|--|--|--|---|-----|
| Q | M | | | | | | | | | | | 1 | | | | | | | | | | | 1 | 3.0 |
| Q | F | | | | | | | | | | | | | 1 | | | | | | | | | 1 | 6.0 |
| NQ | M | | | | | | | | | | 1 | | | | | | | | | | | | 1 | 3.0 |
| NQ | F | | | | | | | 1 | | | | | | | | | | | | | | | 1 | 4.0 |
| Total | | | | | | | | 1 | | | 1 | 1 | | 1 | | | | | | | | | 4 | 4.0 |

241 NONTOXIC NODULAR GOITER

| | | | | | | | | | | | | | | | | | | | | | | | | |
|--------------|---|--|--|--|--|---|---|---|---|---|---|----|---|---|---|---|---|--|--|--|--|--|----|-----|
| Q | M | | | | | | | | | | | 1 | | | | | | | | | | | 1 | 1.0 |
| Q | F | | | | | 3 | | | 2 | | 5 | 1 | 4 | 1 | | 1 | | | | | | | 17 | 4.0 |
| NQ | M | | | | | 1 | 1 | 3 | 1 | 3 | 3 | 3 | 2 | 2 | | | | | | | | | 16 | 3.3 |
| NQ | F | | | | | 1 | | 2 | 1 | 3 | 3 | 5 | 4 | 3 | | 1 | | | | | | | 23 | 3.1 |
| Total | | | | | | 1 | | 6 | 2 | 8 | 4 | 14 | 8 | 9 | 3 | 1 | 1 | | | | | | 57 | 3.4 |

242 THYROTOXICOSIS W/ W.OUT GOITRE

| | | | | | | | | | | | | | | | | | | | | | | | | |
|--------------|---|--|--|--|--|--|--|---|---|---|---|---|---|--|---|--|--|---|---|--|--|--|----|------|
| Q | M | | | | | | | | | | | 1 | | | | | | | | | | | 2 | 3.0 |
| Q | F | | | | | | | | | 1 | 1 | | | | | | | | | | | | 2 | 2.5 |
| NQ | M | | | | | | | 1 | 1 | 1 | 1 | 1 | 4 | | | | | | | | | | 8 | 13.8 |
| NQ | F | | | | | | | 1 | | 2 | | | | | 1 | | | | 1 | | | | 5 | 10.2 |
| Total | | | | | | | | 1 | 1 | 4 | 2 | 2 | 4 | | 1 | | | 1 | 1 | | | | 17 | 10.1 |

244 ACQUIRED HYPOTHYROIDISM

| | | | | | | | | | | | | | | | | | | | | | | | | |
|----|---|--|--|--|--|--|--|--|--|--|---|--|--|--|--|--|--|--|--|--|--|--|---|-----|
| NQ | M | | | | | | | | | | 2 | | | | | | | | | | | | 2 | 3.0 |
|----|---|--|--|--|--|--|--|--|--|--|---|--|--|--|--|--|--|--|--|--|--|--|---|-----|

245 THYROIDITIS

| | | | | | | | | | | | | | | | | | | | | | | | | |
|---|---|--|--|--|--|--|--|--|--|--|---|--|--|---|--|--|--|--|--|--|--|--|---|-----|
| Q | F | | | | | | | | | | 1 | | | 1 | | | | | | | | | 2 | 3.0 |
|---|---|--|--|--|--|--|--|--|--|--|---|--|--|---|--|--|--|--|--|--|--|--|---|-----|

246 OTH DISORDERS OF THYROID

| | | | | | | | | | | | | | | | | | | | | | | | | |
|--------------|---|--|--|--|--|--|--|--|--|--|--|---|--|--|--|--|--|--|--|--|--|--|---|-----|
| Q | F | | | | | | | | | | | 1 | | | | | | | | | | | 1 | 3.0 |
| NQ | F | | | | | | | | | | | 1 | | | | | | | | | | | 1 | 4.0 |
| Total | | | | | | | | | | | | 2 | | | | | | | | | | | 2 | 3.5 |

Total of Sub Group (240-246)

| | | | | | | | | | | | | | | | | | | | | | | | | |
|--|--|--|--|--|--|---|--|---|---|----|----|----|----|----|---|---|---|---|--|--|--|--|----|-----|
| | | | | | | 1 | | 7 | 4 | 12 | 10 | 19 | 12 | 11 | 4 | 1 | 2 | 1 | | | | | 84 | 4.8 |
|--|--|--|--|--|--|---|--|---|---|----|----|----|----|----|---|---|---|---|--|--|--|--|----|-----|

(250-259) DISEASES OF OTHER ENDOCRINE GLANDS

250 DIABETES MELLITUS

| | | | | | | | | | | | | | | | | | | | | | | | | |
|--------------|---|----|----|----|----|----|----|----|----|----|----|----|----|----|----|----|----|---|---|--|--|-----|------|---|
| Q | M | 4 | 9 | 20 | 8 | 7 | 4 | 4 | 2 | 8 | 11 | 16 | 17 | 8 | 6 | 11 | 4 | 2 | 1 | | | 142 | 10.1 | 1 |
| Q | F | 3 | 10 | 16 | 22 | 4 | 2 | 3 | 3 | 2 | 7 | 11 | 10 | 9 | 5 | 2 | 1 | 3 | 3 | | | 116 | 6.3 | |
| NQ | M | 3 | 3 | 6 | 3 | 12 | 10 | 11 | 15 | 18 | 13 | 15 | 19 | 13 | 4 | 3 | 1 | 2 | | | | 151 | 8.2 | |
| NQ | F | 5 | 2 | 12 | 8 | 6 | 3 | | 1 | 1 | 5 | 5 | 1 | 5 | 4 | 4 | 4 | 1 | | | | 67 | 11.8 | 1 |
| Total | | 15 | 24 | 54 | 41 | 29 | 19 | 18 | 21 | 29 | 36 | 47 | 47 | 35 | 19 | 20 | 10 | 8 | 4 | | | 476 | 8.8 | 2 |

251 OTH DISORDERS OF PANCREATIC INT. SECRETION

| | | | | | | | | | | | | | | | | | | | | | | | | | |
|--------------|---|---|---|--|---|---|---|---|---|---|---|---|---|--|--|--|--|--|---|--|---|--|----|-----|---|
| Q | M | | 1 | | | | | | | | | | | | | | | | | | | | 1 | 2.0 | |
| Q | F | 1 | | | 1 | 2 | 2 | 1 | | | | | | | | | | | 1 | | 1 | | 9 | 5.3 | |
| NQ | M | | | | | | | | | 1 | | | 1 | | | | | | | | | | 2 | 1.5 | 1 |
| NQ | F | | | | | | 1 | | | | 1 | 1 | 1 | | | | | | | | | | 4 | 6.0 | |
| Total | | 1 | 1 | | 1 | 2 | 3 | 1 | 1 | 1 | 1 | 2 | | | | | | | 1 | | 1 | | 16 | 4.8 | 1 |

| ICD 9 CODE | DISCHARGE DIAGNOSIS | NAT | SEX | 0-4 | 5-9 | 10-14 | 15-19 | 20-24 | 25-29 | 30-34 | 35-39 | 40-44 | 45-49 | 50-54 | 55-59 | 60-64 | 65-69 | 70-74 | 75-79 | 80-84 | 85+ | SUM | AVG LOS | NO. OF DEATHS | | |
|------------------|--|--------------|-----|-----------|-----------|-----------|-----------|-----------|-----------|-----------|-----------|-----------|-----------|-----------|-----------|-----------|-----------|-----------|-----------|----------|----------|------------|------------|---------------|----------|--|
| 252 | DISORDERS OF PARATHYROID GLAND | | | | | 1 | | | | | | | | | | | | | | | | 1 | 1.0 | | | |
| | | Q | M | | | 1 | | | | | | | | | | | | | | | | | 1 | 1.0 | | |
| | | NQ | F | | | | 1 | | | | | | | | | | | | | | | | 1 | 2.0 | | |
| | | Total | | | | 1 | 1 | | | | | | | | | | | | | | | | 2 | 1.5 | | |
| 253 | DISORDERS OF PITUITARY GLAND | | | | | | | | | | | | 1 | | | | | | | | | 1 | 2 | 8.0 | | |
| | | Q | M | | | | | | | | | | 1 | | | | | | | | | 1 | 2 | 8.0 | | |
| | | Q | F | | | | | | | 2 | | | | | | | | | | | | | 2 | 16.5 | | |
| | | NQ | M | | | | | | | | 1 | | | | | | | | | | | | 1 | 13.0 | | |
| | | NQ | F | | | | | | | 1 | | 1 | | | | | | | | | | | 2 | 9.0 | | |
| | | Total | | | | | | | | 3 | 1 | 1 | 1 | | | | | | | | | 1 | 7 | 11.4 | | |
| 255 | ADRENAL GLAND DISORDERS | | | | | | | | | 1 | | | | | 1 | | | | | | | 2 | 7.5 | | | |
| | | Q | M | | | | | | | 1 | | | | | 1 | | | | | | | | 2 | 7.5 | | |
| | | Q | F | 1 | | | | | | 1 | | | 1 | | 1 | | | | | | | | 4 | 5.8 | | |
| | | NQ | M | 2 | | | | | | | 2 | | 1 | | | | | | | | | | 5 | 21.2 | 1 | |
| | | NQ | F | 1 | | | 2 | | | | 1 | | | | | | | | | | | | 4 | 5.3 | | |
| | | Total | | 4 | | | 2 | | | 2 | 3 | | 2 | | 2 | | | | | | | | 15 | 11.0 | 1 | |
| 256 | OVARIAN DYSFUNCTION | | | | | | | 8 | 6 | 2 | 6 | | | | | | | | | | | 22 | 4.2 | | | |
| | | Q | F | | | | | 8 | 6 | 2 | 6 | | | | | | | | | | | | 22 | 4.2 | | |
| | | NQ | F | | | | 1 | 2 | 6 | 11 | 5 | | 1 | | | | | | | | | | 26 | 3.0 | | |
| | | Total | | | | | 1 | 10 | 12 | 13 | 11 | | 1 | | | | | | | | | | 48 | 3.5 | | |
| 259 | OTHER ENDOCRINE DISORDER | | | 1 | | | | | | | | | | | | | | | | | | | 1 | 1.0 | 1 | |
| | | Q | M | 1 | | | | | | | | | | | | | | | | | | | 1 | 1.0 | 1 | |
| | Total of Sub Group (250-259) | | | 21 | 25 | 55 | 46 | 41 | 34 | 37 | 37 | 31 | 41 | 49 | 49 | 35 | 19 | 20 | 11 | 8 | 6 | 565 | 8.3 | 5 | | |
| (260-269) | NUTRITIONAL DEFICIENCIES | | | | | | | | | | | | | | | | | | | | | | | | | |
| 263 | OTHER & UNSPECIFIED PROTEIN CALORIE MALNUTRITION | | | | | | | | | | | | | | | | | | | | | | 1 | 1.0 | | |
| | | Q | F | | | | | | | | | | | | | | | | | | | | 1 | 1.0 | | |
| 265 | THIAMINE AND NIACIN DEFICIENCY STATES | | | | | | | 1 | | | | | | | | | | | | | | | 1 | 1.0 | | |
| | | Q | F | | | | | 1 | | | | | | | | | | | | | | | 1 | 1.0 | | |
| | | NQ | M | | | | | | | | | | | 1 | | | | | | | | | 1 | 10.0 | | |
| | | Total | | | | | | 1 | | | | | | 1 | | | | | | | | | 2 | 5.5 | | |
| 266 | B-COMPLEX DEFICIENCIES | | | | | | 1 | | 1 | | 1 | | | | | | | | | | | | 3 | 4.0 | | |
| | | NQ | M | | | | 1 | | 1 | | 1 | | | | | | | | | | | | 3 | 4.0 | | |
| | | NQ | F | | | | | | | 1 | | | | | | | | | | | | | 1 | 3.0 | | |
| | | Total | | | | | 1 | | 1 | 1 | 1 | 1 | | | | | | | | | | | 4 | 3.8 | | |
| 268 | VITAMIN D DEFICIENCY | | | 1 | | | | | | | | | | | | | | | | | | | 1 | 3.0 | | |
| | | NQ | M | 1 | | | | | | | | | | | | | | | | | | | 1 | 3.0 | | |
| | Total of Sub Group (260-269) | | | 1 | | | 1 | 1 | 1 | 1 | 1 | | | 1 | | | | | | | | 8 | 3.8 | | | |
| (270-279) | OTHER METABOLIC & IMMUNITY DISORDERS | | | | | | | | | | | | | | | | | | | | | | | | | |
| 270 | DIS. AMINO-ACID TRANSPORT & METABOLISM | | | 2 | | | | | | | | | | | | | | | | | | | 2 | 20.0 | | |
| | | NQ | M | 2 | | | | | | | | | | | | | | | | | | | 2 | 20.0 | | |
| | | NQ | F | 1 | | | | | | | | | | | | | | | | | | | 1 | 8.0 | 1 | |

| ICD 9 CODE | DISCHARGE DIAGNOSIS | NAT | SEX | AGE | | | | | | | | | | | | | | | | | SUM | AVG LOS | NO. OF DEATHS | |
|---------------|--|-----|-----|-----|-----|-------|-------|-------|-------|-------|-------|-------|-------|-------|-------|-------|-------|-------|-------|-------|------|------------|------------------|-----|
| | | | | 0-4 | 5-9 | 10-14 | 15-19 | 20-24 | 25-29 | 30-34 | 35-39 | 40-44 | 45-49 | 50-54 | 55-59 | 60-64 | 65-69 | 70-74 | 75-79 | 80-84 | | | | 85+ |
| | Total | | | 3 | | | | | | | | | | | | | | | | 3 | 16.0 | 1 | | |
| 271 | DIS. CARBOHYDRATE METABOLISM | | | | | | 1 | | | | | | | | | | | | | 1 | 3.0 | | | |
| | | Q | M | | | | 1 | | | | | | | | | | | | | 1 | 2.0 | | | |
| | | Q | F | 1 | | | | | | | | | | | | | | | | 1 | 18.0 | | | |
| | | NQ | M | 1 | | | | | | | | | | | | | | | | 1 | 6.5 | | | |
| | | NQ | F | 2 | | | | | | | | | | | | | | | | 2 | 7.2 | | | |
| | Total | | | 4 | | | 1 | | | | | | | | | | | | 5 | 7.2 | | | | |
| 272 | DIS. OF LIPID METABOLISM | | | | | | 1 | 1 | 1 | 1 | 1 | 2 | | | | | | | | 7 | 3.0 | | | |
| | | Q | M | | | | 1 | 4 | 4 | 8 | 24 | 11 | 7 | 1 | 2 | | | | | 62 | 3.5 | | | |
| | | Q | F | | | | 1 | 4 | 4 | 8 | 24 | 11 | 7 | 1 | 2 | | | | | 62 | 3.5 | | | |
| | | NQ | M | | | | | | | | 1 | | | | | | | | | 1 | 3.0 | | | |
| | | NQ | F | | | | 1 | 3 | 2 | 4 | 2 | 3 | 3 | | | | | | | 18 | 2.7 | | | |
| | Total | | | | 1 | 6 | 8 | 11 | 30 | 14 | 12 | 4 | 2 | | | | | | 88 | 3.3 | | | | |
| 273 | DISORDERS OF PLASMA PROTEIN | | | | | | | | | | | | | | | | | | 1 | 5.0 | | | | |
| | | Q | F | | | | | | | | | | | | | | | | 1 | 5.0 | | | | |
| | | NQ | M | | | | | | 1 | 1 | | | | | | | | | 2 | 29.0 | | | | |
| | Total | | | | | | | | 1 | 1 | | | | | | | | 3 | 21.0 | | | | | |
| 274 | GOUT | | | | | | | | | 2 | 1 | | | | | | | | 1 | 4 | 3.3 | | | |
| | | Q | M | | | | | | | 2 | 1 | | | | | | | | 1 | 4 | 3.3 | | | |
| | | Q | F | | | | | | | | | | | | | | | | 1 | 7.0 | | | | |
| | | NQ | M | | | | | | 2 | 2 | | 3 | 1 | 2 | | | | | | 10 | 3.7 | | | |
| | | NQ | F | | | | | | | | | | | | | | 2 | | | 2 | 3.5 | | | |
| | Total | | | | | | | | 2 | 4 | 1 | 3 | 1 | 3 | | 1 | 2 | | 17 | 3.8 | | | | |
| 275 | DIS. MINERAL METABOLISM | | | 1 | 1 | | 2 | | | | | | | | | | | | 1 | 5 | 5.4 | | | |
| | | Q | M | 1 | 1 | | 2 | | | | | | | | | | | | 1 | 5 | 5.4 | | | |
| | | Q | F | 1 | 1 | 2 | | 1 | | 4 | | | | | 3 | 1 | | | 1 | 14 | 5.8 | 1 | | |
| | | NQ | M | 6 | | 2 | | | 1 | | 1 | | | | 1 | 1 | | | | 2 | 14 | 6.0 | | |
| | | NQ | F | 1 | | | | 2 | 1 | | | | 1 | | | | | | | | 5 | 1.8 | | |
| | Total | 9 | 2 | 4 | 2 | 3 | 1 | 5 | | 1 | | 1 | | 4 | 2 | | | 2 | 2 | 38 | 5.3 | 1 | | |
| 276 | DIS. OF FLUID, ELECTROLYTE & ACID-BASE BALANCE | | | 4 | | | | | 1 | | 4 | | 1 | 2 | 1 | 5 | 3 | 3 | 2 | 5 | 5 | 36 | 6.1 | 4 |
| | | Q | M | 4 | | | | | 1 | | 4 | | 1 | 2 | 1 | 5 | 3 | 3 | 2 | 5 | 5 | 36 | 6.1 | 4 |
| | | Q | F | 1 | 1 | | 1 | | 2 | 1 | 1 | | 1 | 4 | | 4 | 9 | 3 | 5 | 4 | 4 | 41 | 5.6 | 2 |
| | | NQ | M | 7 | 3 | | 1 | 2 | 2 | 3 | 1 | 3 | 6 | 9 | 8 | 2 | 3 | 7 | 2 | 1 | 1 | 61 | 4.9 | 2 |
| | | NQ | F | 2 | | 1 | | 2 | 3 | 2 | 1 | | 1 | | 5 | 3 | 3 | 3 | 1 | 1 | 3 | 31 | 11.4 | 3 |
| | Total | 14 | 4 | 1 | 2 | 4 | 8 | 6 | 7 | 3 | 9 | 15 | 14 | 14 | 18 | 16 | 10 | 11 | 13 | 169 | 6.5 | 11 | | |
| 277 | OTHER & UNSP. DIS. OF METABOLISM | | | 2 | 3 | 1 | 11 | 4 | 5 | 1 | | | | | | | | | | | 27 | 14.4 | | |
| | | Q | M | 2 | 3 | 1 | 11 | 4 | 5 | 1 | | | | | | | | | | | | 27 | 14.4 | |
| | | Q | F | 6 | 6 | 3 | 4 | 1 | | | | | | | | | | | | | | 20 | 11.5 | 2 |
| | | NQ | M | 5 | 3 | 1 | 3 | | 1 | | 2 | | | | | | | | | | | 15 | 11.4 | |
| | | NQ | F | 2 | | 7 | | | | 1 | | | | | | | | | | | | 10 | 8.8 | |
| | Total | 15 | 12 | 12 | 18 | 5 | 6 | 2 | 2 | | | | | | | | | | | 72 | 12.2 | 2 | | |

| ICD 9 CODE | DISCHARGE DIAGNOSIS | NAT | SEX | AGE GROUP | | | | | | | | | | | | | | | | | SUM | AVG LOS | NO. OF DEATHS | |
|---------------------------------------|-------------------------------------|--------------|-----|-----------|-----------|-----------|-----------|------------|------------|------------|------------|-----------|------------|-----------|-----------|-----------|-----------|-----------|-----------|-----------|-----------|-------------|------------------|-----------|
| | | | | 0-4 | 5-9 | 10-14 | 15-19 | 20-24 | 25-29 | 30-34 | 35-39 | 40-44 | 45-49 | 50-54 | 55-59 | 60-64 | 65-69 | 70-74 | 75-79 | 80-84 | | | | 85+ |
| 278 | OBESITY & OTHER HYPERALIMENTATION | Q | M | | | | 8 | 17 | 17 | 10 | 8 | 3 | 2 | | | | | | | | 65 | 2.6 | | |
| | | Q | F | | | 1 | 10 | 15 | 30 | 34 | 25 | 21 | 14 | 3 | 1 | | 1 | | | | 155 | 3.0 | | |
| | | NQ | M | | | | | 2 | 6 | 5 | 1 | 3 | 3 | 1 | 1 | | | | | | 22 | 13.2 | 1 | |
| | | NQ | F | | | | 1 | 8 | 17 | 12 | 18 | 2 | 5 | 2 | | | 1 | | | | 66 | 2.7 | | |
| | | Total | | | | 1 | 19 | 42 | 70 | 61 | 52 | 29 | 24 | 6 | 2 | 1 | 1 | | | | 308 | 3.6 | 1 | |
| 279 | DIS. INVOLVING THE IMMUNE MECHANISM | Q | M | 15 | | | | | | | | | | | | | | | | 15 | 0.1 | | | |
| | | NQ | M | | 1 | | | | | | | | | | | | | | | 1 | 28.0 | | | |
| | | NQ | F | 2 | | | | | | | | | | | | | | | | 2 | 16.0 | | | |
| | | Total | | 17 | 1 | | | | | | | | | | | | | | | 18 | 3.4 | | | |
| Total of Sub Group (270-279) | | | | 62 | 19 | 18 | 43 | 60 | 93 | 88 | 96 | 48 | 48 | 27 | 21 | 19 | 23 | 18 | 10 | 13 | 15 | 721 | 5.3 | 16 |
| Total of Major Group (240-279) | | | | 84 | 45 | 73 | 90 | 109 | 132 | 138 | 144 | 98 | 101 | 88 | 74 | 55 | 45 | 39 | 21 | 21 | 21 | 1378 | 6.5 | 21 |

(280-289) CHAPTER IV: DISEASES OF BLOOD & BLOOD FORMING ORGANS

(280-289) DISEASES OF BLOOD & BLOOD FORMING ORGANS

| | | | | | | | | | | | | | | | | | | | | | | | | |
|-----|------------------------------|--------------|---|----|----|---|----|----|----|----|----|----|----|---|---|---|---|---|---|---|----|-----|------|---|
| 280 | IRON DEFICIENCY ANAEMIA | Q | M | | 1 | | | | 1 | | | | 1 | | | | | 1 | 4 | | 8 | 2.4 | | |
| | | Q | F | | | 4 | 1 | | 3 | 4 | 2 | 5 | 5 | 3 | | | 2 | 2 | 1 | | 2 | 34 | 4.1 | 1 |
| | | NQ | M | 2 | 2 | | 2 | 4 | 5 | 5 | 4 | 2 | 4 | | | 1 | 3 | 1 | 1 | | | 36 | 5.1 | |
| | | NQ | F | | | 2 | 1 | 7 | 6 | 7 | 8 | 7 | 8 | 2 | 1 | | | 1 | | | 1 | 51 | 2.6 | |
| | | Total | | 2 | 3 | 6 | 4 | 11 | 15 | 16 | 14 | 14 | 18 | 5 | 2 | 3 | 4 | 3 | 2 | 4 | 3 | 129 | 3.7 | 1 |
| 281 | OTHER DEFICIENCY ANAEMIA | Q | M | | | | | | | | | | | | 1 | | | | | | 1 | 7.0 | | |
| | | Q | F | | | | | | | | | | | | | | | 1 | | 1 | | 2 | 4.5 | |
| | | NQ | M | | | | | | | | 1 | | | 1 | 1 | | | 1 | | | | 4 | 4.8 | |
| | | NQ | F | | | | | | | | | 1 | | | | | 1 | 2 | 1 | | | 5 | 4.6 | |
| | | Total | | | | | | | | | 1 | 1 | | 1 | 1 | 1 | 1 | 4 | 1 | 1 | | 12 | 4.8 | |
| 282 | HEREDITARY HEMOLYTIC ANAEMIA | Q | M | 13 | | 2 | 34 | 12 | 1 | 2 | 9 | 2 | | | | | | | | | 75 | 2.3 | 1 | |
| | | Q | F | 3 | | 1 | 2 | 15 | 9 | 2 | 2 | | 2 | 6 | | | | | | | | 42 | 15.6 | |
| | | NQ | M | 15 | 9 | 1 | 4 | 16 | 1 | 1 | | | | 2 | | | | | | | | 49 | 3.5 | |
| | | NQ | F | 7 | 2 | | 7 | 5 | 7 | | | | 1 | | | | 1 | | 1 | | | 31 | 5.2 | |
| | | Total | | 38 | 11 | 4 | 47 | 48 | 18 | 5 | 11 | 3 | 2 | 8 | | | 1 | | 1 | | | 197 | 5.9 | 1 |
| 283 | ACQUIRED HEMOLYTIC ANAEMIA | Q | M | 2 | | 1 | | | | | | | | | | | | | | | 3 | 4.7 | | |
| | | Q | F | 2 | 1 | 1 | | | 2 | 2 | | | 1 | | | | | | | | | 9 | 4.2 | |
| | | NQ | M | 1 | 1 | | | 4 | 2 | 1 | | 1 | 2 | | | | | 2 | | | | 14 | 9.3 | |
| | | NQ | F | | | | 2 | | | 1 | | | | | | | | | | | | 3 | 5.0 | |
| | | Total | | 5 | 2 | 2 | 2 | 4 | 4 | 4 | | 1 | 3 | | | | | 2 | | | | 29 | 6.8 | |

| ICD 9 CODE | DISCHARGE DIAGNOSIS | NAT | SEX | 0-4 | 5-9 | 10-14 | 15-19 | 20-24 | 25-29 | 30-34 | 35-39 | 40-44 | 45-49 | 50-54 | 55-59 | 60-64 | 65-69 | 70-74 | 75-79 | 80-84 | 85+ | SUM | AVG LOS | NO. OF DEATHS |
|---------------------------------------|--|--------------|-----|------------|-----------|-----------|-----------|-----------|-----------|-----------|-----------|-----------|-----------|-----------|-----------|-----------|-----------|-----------|----------|----------|------------|-------------|------------|------------------|
| 284 | APLASTIC ANAEMIA | | | | | | | | | | | | | 1 | | | | | | | | 1 | 2.0 | |
| | | Q | M | | | | | | | | | | | 1 | | | | | | | | 1 | 2.0 | |
| | | Q | F | | | | 1 | | | 1 | | | | | | | | | | | | 2 | 2.5 | |
| | | NQ | M | | 1 | | | 4 | 3 | 1 | 1 | 2 | | 1 | | 1 | | | | | | 14 | 15.3 | |
| | | NQ | F | | 1 | | | | 1 | 1 | | | | | | 1 | 1 | | | | | 5 | 3.6 | |
| | | Total | | 2 | | 1 | 4 | 4 | 3 | 1 | 2 | | 2 | | 2 | 1 | | | | | 22 | 10.9 | | |
| 285 | OTHER & UNSPECIFIED ANAEMIAS | | | | | | | 1 | | | | 1 | | | 1 | 1 | 1 | | | | | 5 | 5.2 | |
| | | Q | M | | | | | 1 | | | | 1 | | | 1 | 1 | 1 | | | | | 5 | 5.2 | |
| | | Q | F | | | 2 | | | | | | | 1 | 1 | 1 | | | 1 | | | 1 | 7 | 5.0 | 1 |
| | | NQ | M | | 2 | | | | 1 | 1 | 1 | 1 | 1 | | 1 | | | | 1 | | | 9 | 10.9 | 1 |
| | | NQ | F | | | | | | | 1 | 3 | | 1 | 3 | | 1 | | | | | | 9 | 6.8 | |
| | | Total | | 2 | 2 | | | 1 | 1 | 2 | 4 | 2 | 3 | 4 | 3 | 2 | 1 | 1 | 1 | | 1 | 30 | 7.3 | 2 |
| 286 | COAGULATION DEFECTS | | | 2 | | | | | | | | | | | | | | | | | | 3 | 5.7 | |
| | | Q | M | 2 | | | | | | | | | | | | | | | | | | 3 | 5.7 | |
| | | Q | F | | | | | | | | | | | | | | | | | | | 2 | 5.5 | |
| | | NQ | M | 1 | | | | 3 | 1 | 1 | | 3 | | 1 | 1 | | | | | | | 11 | 3.0 | 1 |
| | | NQ | F | | | | | | 1 | | | | | 1 | | | | | | 1 | | 3 | 2.3 | 1 |
| | | Total | | 3 | | | 5 | 2 | 1 | | 3 | 1 | 2 | 1 | | | | | | 1 | | 19 | 3.6 | 2 |
| 287 | PURPURA & OTH HAEMORRHAGIC COND. | | | 1 | 4 | 2 | 1 | | | | | | | 1 | | 3 | | | | | | 12 | 2.9 | |
| | | Q | M | 1 | 4 | 2 | 1 | | | | | | | 1 | | 3 | | | | | | 12 | 2.9 | |
| | | Q | F | 18 | 6 | 2 | | | 2 | | | | 2 | | | | | | | | | 30 | 3.5 | |
| | | NQ | M | 5 | 3 | 3 | | 2 | 3 | 5 | 1 | | | 3 | | | | | | | | 25 | 4.5 | |
| | | NQ | F | 7 | 8 | 2 | | 6 | 3 | 2 | 1 | 2 | | 2 | | 1 | 1 | | | | | 35 | 3.1 | |
| | | Total | | 31 | 21 | 9 | 1 | 8 | 8 | 7 | 2 | 2 | 2 | 6 | | 4 | 1 | | | | 102 | 3.5 | | |
| 288 | DISEASES OF WHITE BLOOD CELLS | | | 1 | | | 2 | | | | | | | | 1 | | 1 | 1 | | | | 6 | 5.7 | |
| | | Q | M | 1 | | | 2 | | | | | | | | 1 | | 1 | 1 | | | | 6 | 5.7 | |
| | | Q | F | 1 | | | 1 | | | | | 2 | | 1 | | | | | | | | 5 | 13.6 | |
| | | NQ | M | 2 | 2 | 1 | | 3 | | | | | | | | | | 1 | | | | 9 | 25.0 | |
| | | NQ | F | 2 | 1 | | | 1 | 2 | | 1 | 2 | | | 4 | | | | | | | 13 | 7.5 | |
| | | Total | | 6 | 3 | 1 | 3 | 4 | 2 | | 1 | 4 | | 1 | 5 | | 1 | 2 | | | 33 | 12.8 | | |
| 289 | OTHER DIS. OF BLOOD & BLOOD FORMING ORGANS | | | 6 | 2 | | | 1 | | | | | | | | | | | 1 | | | 10 | 5.2 | |
| | | Q | M | 6 | 2 | | | 1 | | | | | | | | | | | 1 | | | 10 | 5.2 | |
| | | Q | F | 3 | 1 | 2 | | | | | | | | | | | | | | | | 6 | 5.7 | |
| | | NQ | M | 5 | 1 | 2 | | 1 | | 1 | 1 | 1 | | | 1 | | | | 1 | | | 14 | 7.7 | |
| | | NQ | F | 4 | | 3 | | | | 1 | | | 1 | | | | | | | | | 9 | 6.2 | |
| | | Total | | 18 | 4 | 7 | | 2 | | 2 | 1 | 1 | 1 | | 1 | | | | 2 | | 39 | 6.4 | | |
| Total of Sub Group (280-289) | | | | 103 | 48 | 31 | 63 | 84 | 53 | 39 | 38 | 31 | 31 | 28 | 12 | 13 | 11 | 11 | 6 | 6 | 4 | 612 | 5.6 | 6 |
| Total of Major Group (280-289) | | | | 103 | 48 | 31 | 63 | 84 | 53 | 39 | 38 | 31 | 31 | 28 | 12 | 13 | 11 | 11 | 6 | 6 | 4 | 612 | 5.6 | 6 |

(290-319) CHAPTER V: MENTAL DISORDERS

(290-294) ORGANIC PSYCHOTIC CONDITIONS

290 SENILE/PRESENILE ORGANIC PSYCHOTIC COND.

| | | | | | | | | | | | | | | | | | | | | | | | | | | | | |
|--------------|---|--|--|--|--|--|--|--|--|--|--|--|--|--|--|--|---|---|---|--|--|---|--|---|---|-------|------|---|
| Q | M | | | | | | | | | | | | | | | | | | | | | 1 | | 1 | 2 | 199.5 | 1 | |
| Q | F | | | | | | | | | | | | | | | | 1 | 1 | | | | | | | | 2 | 5.0 | |
| NQ | M | | | | | | | | | | | | | | | | | | 1 | | | | | | 1 | 2 | 18.5 | |
| NQ | F | | | | | | | | | | | | | | | | | | | | | | | | 1 | 1 | 5.0 | |
| Total | | | | | | | | | | | | | | | | | 1 | 3 | | | | | | | 3 | 7 | 64.4 | 1 |

291 ALCOHOLIC PSYCHOSES

| | | | | | | | | | | | | | | | | | | | | | | | | | | | | |
|--------------|---|--|--|--|--|--|--|---|---|---|---|---|---|---|---|---|---|--|--|--|--|--|--|--|--|----|-----|-----|
| Q | M | | | | | | | | | 3 | 1 | | 2 | 2 | 1 | | 1 | | | | | | | | | 10 | 6.1 | |
| NQ | M | | | | | | | 1 | 4 | 5 | 1 | 4 | 2 | 2 | 1 | | | | | | | | | | | 2 | 22 | 3.8 |
| NQ | F | | | | | | | 1 | | | | | | | | | | | | | | | | | | 1 | 1.0 | |
| Total | | | | | | | | 1 | 8 | 6 | 1 | 6 | 4 | 3 | 1 | 1 | | | | | | | | | | 2 | 33 | 4.4 |

292 DRUG INDUCED PSYCHOSES

| | | | | | | | | | | | | | | | | | | | | | | | | | | | |
|---|---|--|--|--|--|--|--|--|---|---|--|--|--|--|--|--|--|--|--|--|--|--|--|--|--|---|-----|
| Q | M | | | | | | | | 2 | 1 | | | | | | | | | | | | | | | | 3 | 2.3 |
|---|---|--|--|--|--|--|--|--|---|---|--|--|--|--|--|--|--|--|--|--|--|--|--|--|--|---|-----|

293 TRANSIENT ORG. PSYCHOTIC CONDITIONS

| | | | | | | | | | | | | | | | | | | | | | | | | | | | |
|--------------|---|--|--|--|--|---|---|---|---|--|--|--|--|--|--|---|---|---|--|--|--|--|--|--|--|----|-----|
| NQ | M | | | | | 1 | 4 | 3 | 1 | | | | | | | 1 | | | | | | | | | | 12 | 5.3 |
| NQ | F | | | | | | | | | | | | | | | | | | | | | | | | | 1 | 2.0 |
| Total | | | | | | 1 | 4 | 3 | 1 | | | | | | | 1 | 1 | 2 | | | | | | | | 13 | 5.1 |

294 OTHER ORGANIC PSYCHOTIC CONDITIONS

| | | | | | | | | | | | | | | | | | | | | | | | | | | | | |
|-------------------------------------|---|--|--|--|--|---|---|----|---|---|---|---|---|---|---|---|---|--|--|---|---|--|--|--|---|----|------|---|
| NQ | M | | | | | | | | | | | | | 1 | | | | | | 1 | 1 | | | | | 3 | 2.7 | |
| Total of Sub Group (290-294) | | | | | | 1 | 5 | 13 | 8 | 1 | 6 | 5 | 3 | 2 | 3 | 6 | 1 | | | | | | | | 5 | 59 | 11.5 | 1 |

(295-299) OTHER PSYCHOSES

295 SCHIZOPHRENIC DISORDERS

| | | | | | | | | | | | | | | | | | | | | | | | | | | | |
|----|---|--|--|--|--|--|--|--|---|--|--|--|--|--|--|--|--|--|--|--|--|--|--|--|--|---|-----|
| NQ | M | | | | | | | | 1 | | | | | | | | | | | | | | | | | 1 | 4.0 |
|----|---|--|--|--|--|--|--|--|---|--|--|--|--|--|--|--|--|--|--|--|--|--|--|--|--|---|-----|

296 AFFECTIVE PSYCHOSES

| | | | | | | | | | | | | | | | | | | | | | | | | | | | |
|---|---|--|--|--|--|--|--|--|--|--|--|--|--|--|--|---|--|--|--|--|--|--|--|--|--|---|------|
| Q | F | | | | | | | | | | | | | | | 1 | | | | | | | | | | 1 | 10.0 |
|---|---|--|--|--|--|--|--|--|--|--|--|--|--|--|--|---|--|--|--|--|--|--|--|--|--|---|------|

298 OTH NONORGANIC PSYCHOSES

| | | | | | | | | | | | | | | | | | | | | | | | | | | | |
|--------------|---|--|--|--|--|--|--|---|--|---|--|--|--|--|--|--|---|--|--|--|--|--|--|--|--|---|------|
| Q | M | | | | | | | | | | | | | | | | | | | | | | | | | 1 | 13.0 |
| NQ | M | | | | | | | 1 | | 1 | | | | | | | 1 | | | | | | | | | 3 | 3.3 |
| NQ | F | | | | | | | 2 | | | | | | | | | | | | | | | | | | 2 | 2.0 |
| Total | | | | | | | | 3 | | 1 | | | | | | | 1 | | | | | | | | | 6 | 4.5 |

299 PSYCHOSES WITH ORIGIN SPECIFIC TO CHILDHOOD

| | | | | | | | | | | | | | | | | | | | | | | | | | | | |
|-------------------------------------|---|--|--|--|--|--|--|---|---|---|--|--|--|--|--|---|---|--|--|--|--|--|--|--|--|---|-----|
| NQ | M | | | | | | | | | | | | | | | | | | | | | | | | | 1 | 1.0 |
| Total of Sub Group (295-299) | | | | | | | | 3 | 1 | 1 | | | | | | 1 | 1 | | | | | | | | | 9 | 4.7 |

(300-316) NEUROTIC, PERSONALITY & OTH NONPSYCHOTIC DIS

300 NEUROTIC DISORDERS

| | | | | | | | | | | | | | | | | | | | | | | | | | | | | |
|----|---|---|---|---|--|--|---|---|---|---|---|---|--|--|---|--|--|--|--|--|--|--|--|--|--|---|-----|-----|
| Q | M | 1 | | 5 | | | | | | | | | | | | | | | | | | | | | | 6 | 3.0 | |
| Q | F | | | | | | 1 | 1 | 1 | 1 | 1 | 1 | | | | | | | | | | | | | | | 5 | 3.2 |
| NQ | M | | | | | | 2 | 3 | 3 | | | | | | 1 | | | | | | | | | | | | 9 | 3.3 |
| NQ | F | | 2 | | | | 1 | | 1 | | 3 | 1 | | | | | | | | | | | | | | | 8 | 5.3 |

| ICD 9 CODE | DISCHARGE DIAGNOSIS | NAT | SEX | AGE GROUP | | | | | | | | | | | | | | | | | AVG LOS | NO. OF DEATHS | | |
|---------------|---|--------------|-----|-----------|-----|-------|-------|-------|-------|-------|-------|-------|-------|-------|-------|-------|-------|-------|-------|-------|------------|------------------|------|-----|
| | | | | 0-4 | 5-9 | 10-14 | 15-19 | 20-24 | 25-29 | 30-34 | 35-39 | 40-44 | 45-49 | 50-54 | 55-59 | 60-64 | 65-69 | 70-74 | 75-79 | 80-84 | | | 85+ | SUM |
| | Total | | | 1 | 2 | 5 | | 3 | 4 | 5 | 1 | 4 | 2 | | 1 | | | | | 28 | 3.8 | | | |
| 302 | SEXUAL DEVIATIONS & DISORDERS | | | | | | | | | | | | | | | | | | | | | | | |
| | | Q | M | | | | | | | | | | | | | | | | 1 | | | 1 | 3.0 | |
| 303 | ALCOHOL DEPENDENCE SYNDROME | | | | | | | | | | | | | | | | | | | | | | | |
| | | Q | M | | | | | | | | | | 1 | | | | | | | | | 1 | 2.0 | |
| 304 | DRUG DEPENDENCE | | | | | | | | | | | | | | | | | | | | | | | |
| | | Q | F | | | | | | | | | | | | | | | | | | | 1 | 1.0 | |
| 305 | NONDEPENDENT DRUG ABUSE | | | | | | | | | | | | | | | | | | | | | | | |
| | | Q | M | | | | 1 | | | | 1 | 1 | | | | | | | | | | 4 | 1.5 | |
| | | Q | F | | | | | | | | 1 | | | | | | | | | | | 1 | 2.0 | |
| | | NQ | M | | | | | 4 | 2 | 1 | 2 | 1 | 1 | 1 | 1 | 3 | | | | | | 15 | 3.7 | |
| | | Total | | | | | 1 | 4 | 2 | 3 | 3 | 3 | 1 | 1 | 1 | 4 | | | | | | 20 | 3.2 | |
| 306 | PHYSIOLOGICAL MALFUNCTION ARISING FROM MENTAL FACTORS | | | | | | | | | | | | | | | | | | | | | | | |
| | | Q | F | | | | | | | | | 1 | | | | | | | | | | 1 | 6.0 | |
| | | NQ | F | | | | | | | | | 1 | | | | | | | | | | 1 | 5.0 | |
| | | Total | | | | | | | | | | 2 | | | | | | | | | | 2 | 5.5 | |
| 307 | SPECIAL SYPTOMS AND SYNDROMES | | | | | | | | | | | | | | | | | | | | | | | |
| | | Q | F | | | | 2 | | | | | | | | | | | | | | | 2 | 32.5 | |
| | | NQ | M | | 1 | | | | | | | 1 | | | | | | | | | | 2 | 1.0 | |
| | | NQ | F | | | | 1 | | | | 1 | | | | | | | | | | | 2 | 1.5 | |
| | | Total | | | 1 | | 3 | | | | 1 | 1 | | | | | | | | | | 6 | 11.7 | |
| 308 | ACUTE REACTION TO STRESS | | | | | | | | | | | | | | | | | | | | | | | |
| | | NQ | M | | | | 1 | | | | | | | | | | | | | | | 1 | 2.0 | |
| 309 | ADJUSTMENT REACTION | | | | | | | | | | | | | | | | | | | | | | | |
| | | NQ | M | | | | 2 | | | | | 1 | | | | | | | | | | 3 | 5.0 | |
| 310 | SPEC.NONPSYCHOTIC DISORDERS DUE TO ORG. BRAIN DAMAGE | | | | | | | | | | | | | | | | | | | | | | | |
| | | Q | M | | | | 1 | | | | | | | | | | | | | | | 1 | 25.0 | |
| | | NQ | M | | | | | | | | | 1 | | | | | | | | | | 1 | 5.0 | |
| | | Total | | | | | 1 | | | | | 1 | | | | | | | | | | 2 | 15.0 | |
| 312 | CONDUCT DISTURBANCE NEC | | | | | | | | | | | | | | | | | | | | | | | |
| | | NQ | M | | | | | | | | | | 1 | | | | | | | | | 1 | 7.0 | |
| 314 | HYPERKINETIC SYNDROME OF CHILDHOOD | | | | | | | | | | | | | | | | | | | | | | | |
| | | Q | F | | 1 | | | | | | | | | | | | | | | | | 1 | 1.0 | |
| | Total of Sub Group (300-316) | | | 1 | 4 | 5 | 1 | 5 | 13 | 7 | 6 | 10 | 6 | 2 | 2 | 4 | 1 | | | | | 67 | 4.7 | |
| | Total of Major Group (290-319) | | | 1 | 5 | 5 | 1 | 6 | 21 | 21 | 15 | 11 | 12 | 7 | 5 | 7 | 5 | 6 | 2 | | | 5 | 135 | 7.6 |

| ICD 9 CODE | DISCHARGE DIAGNOSIS | NAT | SEX | 0-4 | 5-9 | 10-14 | 15-19 | 20-24 | 25-29 | 30-34 | 35-39 | 40-44 | 45-49 | 50-54 | 55-59 | 60-64 | 65-69 | 70-74 | 75-79 | 80-84 | 85+ | SUM | AVG LOS | NO. OF DEATHS |
|---------------|---------------------|-----|-----|-----|-----|-------|-------|-------|-------|-------|-------|-------|-------|-------|-------|-------|-------|-------|-------|-------|-----|-----|------------|------------------|
|---------------|---------------------|-----|-----|-----|-----|-------|-------|-------|-------|-------|-------|-------|-------|-------|-------|-------|-------|-------|-------|-------|-----|-----|------------|------------------|

(320-389) CHAPTER VI: DISEASES OF THE NERVOUS SYSTEM & SENSE ORGANS

(320-326) IFLAMMATORY DIS. OF THE CENTRAL NERVOUS SYSTEM

320 BACTERIAL MENINGITIS

| | | | | | | | | | | | | | | | | | | | | | | | | | |
|--------------|---|-----------|----------|----------|--|----------|----------|----------|----------|--|--|--|----------|--|----------|---|----------|---|--|--|--|-----------|-------------|------|--|
| Q | M | 4 | 3 | | | | | | | | | | | | | 1 | | | | | | | 8 | 18.0 | |
| Q | F | 5 | 2 | 1 | | | | | | | | | | | | | | | | | | | 8 | 15.8 | |
| NQ | M | 2 | | 1 | | 1 | 3 | 3 | 3 | | | | | | | | | | | | | | 13 | 14.5 | |
| NQ | F | 2 | 1 | | | | | | 1 | | | | 1 | | | | | 1 | | | | | 6 | 50.7 | |
| Total | | 13 | 6 | 2 | | 1 | 3 | 4 | 3 | | | | 1 | | 1 | | 1 | | | | | 35 | 21.8 | | |

322 MENINGITIS, UNSPECIFIED

| | | | | | | | | | | | | | | | | | | | | | | | | | |
|--------------|---|-----------|----------|----------|----------|----------|--|----------|----------|--|--|--|----------|--|--|--|----------|--|--|--|--|-----------|------------|----------|---|
| Q | M | 4 | 2 | 2 | | | | | | | | | | | | | 1 | | | | | | 9 | 9.2 | |
| Q | F | 3 | 1 | 2 | 1 | 1 | | 1 | 1 | | | | | | | | | | | | | | 10 | 7.0 | |
| NQ | M | 7 | 1 | 1 | 1 | | | | | | | | 1 | | | | | | | | | | 11 | 11.3 | 1 |
| NQ | F | 3 | 1 | 4 | 1 | | | | | | | | | | | | | | | | | | 9 | 11.4 | |
| Total | | 17 | 5 | 9 | 3 | 1 | | 1 | 1 | | | | 1 | | | | 1 | | | | | 39 | 9.7 | 1 | |

323 ENCEPHALITIS, MYELITIS & ENCEPHALOMYELITIS

| | | | | | | | | | | | | | | | | | | | | | | | | | |
|--------------|---|----------|----------|----------|--|----------|----------|----------|----------|----------|----------|----------|--|---|--|--|----------|--|--|--|--|-----------|-------------|------|--|
| Q | M | | 1 | | | | | | | | | | | 1 | | | | | | | | | 3 | 15.0 | |
| Q | F | 3 | 1 | | | | | | | | 1 | | | | | | | | | | | | 5 | 10.6 | |
| NQ | M | | | 1 | | 1 | 3 | 1 | 3 | | | 1 | | | | | | | | | | | 10 | 9.4 | |
| NQ | F | 1 | | 1 | | | | 2 | | 1 | | | | | | | | | | | | | 5 | 11.4 | |
| Total | | 4 | 2 | 2 | | 1 | 3 | 3 | 3 | 2 | 1 | 1 | | | | | 1 | | | | | 23 | 10.8 | | |

324 INTRACRANIAL & INTRASPINAL ABSCESS

| | | | | | | | | | | | | | | | | | | | | | | | | | |
|--------------|---|--|----------|--|--|----------|----------|----------|--|----------|--|--|----------|----------|---|--|--|--|--|--|--|--|----------|-------------|--|
| Q | F | | | | | | | | | | | | | | 1 | | | | | | | | 1 | 38.0 | |
| NQ | M | | 1 | | | 1 | 1 | 2 | | 2 | | | 1 | | | | | | | | | | 8 | 34.8 | |
| Total | | | 1 | | | 1 | 1 | 2 | | 2 | | | 1 | 1 | | | | | | | | | 9 | 35.1 | |

325 PHLEBITIS & THROMBOPHLEB. OF INTRACRANIAL VENOUS SINUSES

| | | | | | | | | | | | | | | | | | | | | | | | | | |
|--------------|---|--|--|--|----------|--|----------|--|--|----------|----------|--|--|--|--|--|--|--|--|--|--|--|----------|-------------|--|
| NQ | M | | | | 1 | | | | | 2 | 1 | | | | | | | | | | | | 4 | 13.8 | |
| NQ | F | | | | | | 1 | | | 1 | | | | | | | | | | | | | 2 | 7.0 | |
| Total | | | | | 1 | | 1 | | | 3 | 1 | | | | | | | | | | | | 6 | 11.5 | |

Total of Sub Group (320-326)

| | | | | | | | | | | | | | | | | | | | | | | | | |
|-----------|-----------|-----------|----------|----------|----------|-----------|-----------|----------|----------|----------|----------|----------|----------|----------|--|--|--|--|--|--|--|------------|-------------|----------|
| 34 | 14 | 13 | 4 | 4 | 8 | 10 | 10 | 5 | 1 | 4 | 1 | 1 | 2 | 1 | | | | | | | | 112 | 15.9 | 1 |
|-----------|-----------|-----------|----------|----------|----------|-----------|-----------|----------|----------|----------|----------|----------|----------|----------|--|--|--|--|--|--|--|------------|-------------|----------|

(327-329) ORGANIC SLEEP DISORDER

327 ORGANIC SLEEP DISORDER

| | | | | | | | | | | | | | | | | | | | | | | | | | |
|--------------|---|----------|----------|----------|--|--|--|--|--|----------|--|----------|----------|--|----------|----------|---|--|--|--|--|--|-----------|--------------|--|
| Q | M | 4 | 2 | | | | | | | | | | | | | | | | | | | | 6 | 391.5 | |
| Q | F | | | 1 | | | | | | 1 | | 1 | | | | | 1 | | | | | | 4 | 13.5 | |
| NQ | M | | | | | | | | | 1 | | 1 | | | | | | | | | | | 2 | 6.0 | |
| NQ | F | | | 1 | | | | | | | | 1 | | | 2 | | | | | | | | 4 | 10.3 | |
| Total | | 4 | 2 | 2 | | | | | | 2 | | 1 | 2 | | 2 | 1 | | | | | | | 16 | 153.5 | |

Total of Sub Group (327-329)

| | | | | | | | | | | | | | | | | | | | | | | | | |
|----------|----------|----------|--|--|--|--|--|--|--|----------|--|----------|----------|--|----------|----------|--|--|--|--|--|-----------|--------------|--|
| 4 | 2 | 2 | | | | | | | | 2 | | 1 | 2 | | 2 | 1 | | | | | | 16 | 153.5 | |
|----------|----------|----------|--|--|--|--|--|--|--|----------|--|----------|----------|--|----------|----------|--|--|--|--|--|-----------|--------------|--|

(330-338) HEREDITARY & DEGENERATIVE DIS. OF THE C.N.S.

330 LEUKODYSTROPHY

| | | | | | | | | | | | | | | | | | | | | | | | | | |
|--------------|---|----------|--|--|----------|--|--|--|--|--|--|--|--|--|--|--|--|--|--|--|--|--|----------|------------|--|
| Q | F | | | | 1 | | | | | | | | | | | | | | | | | | 1 | 4.0 | |
| NQ | M | 1 | | | | | | | | | | | | | | | | | | | | | 1 | 3.0 | |
| NQ | F | 1 | | | | | | | | | | | | | | | | | | | | | 1 | 5.0 | |
| Total | | 2 | | | 1 | | | | | | | | | | | | | | | | | | 3 | 4.0 | |

331 OTHER CEREBRAL DEGENERATIONS

| | | | | | | | | | | | | | | | | | | | | | | | | | | |
|--------------|---|----------|--|--|----------|---|--|--|--|----------|---|--|--|----------|---|----------|----------|---|--|----------|----------|-----------|-------------|------|-----|--|
| Q | M | | | | | | | | | | | | | | | | | | | | | | 1 | 1 | 2.0 | |
| Q | F | | | | 1 | | | | | | | | | | | | | | | | | | 1 | 4.0 | | |
| NQ | M | 1 | | | | 1 | | | | | 1 | | | | 2 | | 1 | 1 | | | 1 | | 8 | 29.1 | | |
| Total | | 1 | | | 2 | | | | | 1 | | | | 2 | | 1 | 1 | | | 1 | 1 | 10 | 23.9 | | | |

332 PARKINSON'S DISEASE

| | | | | | | | | | | | | | | | | | | | | | | | | | |
|--------------|---|--|--|--|--|--|--|--|--|----------|--|--|--|--|--|----------|--|--|--|--|----------|----------|--------------|-------|--|
| Q | M | | | | | | | | | | | | | | | 1 | | | | | | | 1 | 5.0 | |
| NQ | M | | | | | | | | | 1 | | | | | | | | | | | 1 | | 3 | 255.0 | |
| Total | | | | | | | | | | 1 | | | | | | 1 | | | | | 1 | 4 | 192.5 | | |

333 EXTRAPYRAMIDAL DISEASES & ABNORMAL MOVEMENT DISORDERS

| | | | | | | | | | | | | | | | | | | | | | | | | | |
|--------------|---|----------|--|--|----------|--|--|----------|--|--|--|--|--|--|--|--|--|--|--|--|--|--|----------|-------------|----------|
| Q | M | | | | 1 | | | | | | | | | | | | | | | | | | 1 | 25.0 | |
| Q | F | 1 | | | | | | | | | | | | | | | | | | | | | 1 | 4.0 | |
| NQ | M | | | | | | | 1 | | | | | | | | | | | | | | | 1 | 39.0 | 1 |
| Total | | 1 | | | 1 | | | 1 | | | | | | | | | | | | | | | 3 | 22.7 | 1 |

335 ANTERIOR HORN CELL DISEASE

| | | | | | | | | | | | | | | | | | | | | | | | | | |
|--------------|---|----------|--|--|--|----------|--|--|----------|--|----------|--|--|--|----------|--|--|--|--|----------|--|--|----------|--------------|----------|
| Q | M | | | | | 1 | | | | | | | | | | | | | | | | | 1 | 3.0 | |
| Q | F | | | | | | | | | | | | | | 1 | | | | | | | | 1 | 303.0 | |
| NQ | M | 1 | | | | | | | 1 | | 1 | | | | | | | | | 1 | | | 4 | 102.0 | 1 |
| Total | | 1 | | | | 1 | | | 1 | | 1 | | | | 1 | | | | | 1 | | | 6 | 119.0 | 1 |

336 OTHER DISEASES OF SPINAL CORD

| | | | | | | | | | | | | | | | | | | | | | | | | | |
|--------------|---|--|--|--|--|----------|--|--|--|----------|--|----------|----------|--|--|---|----------|----------|--|--|--|--|----------|-------------|--|
| Q | M | | | | | | | | | | | | | | | | 1 | | | | | | 1 | 3.0 | |
| Q | F | | | | | | | | | | | | | | | 1 | | | | | | | 1 | 16.0 | |
| NQ | M | | | | | 1 | | | | 1 | | 1 | 1 | | | | | | | | | | 4 | 8.5 | |
| NQ | F | | | | | | | | | | | 2 | | | | | | | | | | | 2 | 21.0 | |
| Total | | | | | | 1 | | | | 1 | | 3 | 1 | | | | 1 | 1 | | | | | 8 | 11.9 | |

337 DISORDERS OF THE AUTONOMIC NERVOUS SYSTEM

| | | | | | | | | | | | | | | | | | | | | | | | | | |
|--------------|---|--|----------|--|--|--|--|--|--|----------|--|--|--|--|--|--|--|--|--|--|--|--|----------|------------|--|
| Q | F | | 1 | | | | | | | | | | | | | | | | | | | | 1 | 1.0 | |
| NQ | M | | | | | | | | | 1 | | | | | | | | | | | | | 1 | 16.0 | |
| Total | | | 1 | | | | | | | 1 | | | | | | | | | | | | | 2 | 8.5 | |

338 PAIN

| | | | | | | | | | | | | | | | | | | | | | | | | | |
|--------------|---|--|--|--|--|----------|----------|----------|----------|----------|----------|----------|----------|----------|--|--|--|--|--|--|--|--|-----------|------------|--|
| Q | F | | | | | 1 | | | | | | | | | | | | | | | | | 1 | 4.0 | |
| NQ | M | | | | | 1 | 3 | 1 | 1 | 1 | 1 | 1 | 1 | 1 | | | | | | | | | 9 | 1.4 | |
| Total | | | | | | 1 | 4 | 1 | 1 | 1 | 1 | 1 | 1 | 1 | | | | | | | | | 10 | 1.7 | |

Total of Sub Group (330-338)

| | | | | | | | | | | | | | | | | | | | | | | | | |
|----------|----------|--|----------|----------|----------|----------|----------|----------|----------|----------|----------|----------|----------|----------|----------|----------|----------|----------|----------|----------|----------|-----------|-------------|----------|
| 5 | 1 | | 2 | 5 | 5 | 4 | 2 | 3 | 4 | 2 | 3 | 2 | 2 | 2 | 2 | 2 | 2 | 2 | 1 | 1 | 2 | 46 | 42.0 | 2 |
|----------|----------|--|----------|----------|----------|----------|----------|----------|----------|----------|----------|----------|----------|----------|----------|----------|----------|----------|----------|----------|----------|-----------|-------------|----------|

(340-349) OTHER DISORDERS OF THE CENTRAL NERVOUS SYSTEM

340 MULTIPLE SCLEROSIS

| | | | | | | | | | | | | | | | | | | | | | | | | | |
|--------------|---|--|--|--|----------|----------|----------|-----------|----------|----------|----------|---|---|--|--|--|----------|---|--|--|--|-----------|------------|----------|---|
| Q | M | | | | 1 | 1 | | | | 1 | 3 | | | | | | | | | | | 6 | 5.5 | | |
| Q | F | | | | | | 2 | 1 | | 4 | 3 | 2 | | | | | | | | | | | 12 | 8.8 | |
| NQ | M | | | | 1 | 1 | | | | 1 | 1 | 2 | | | | | | 1 | | | | | 7 | 5.1 | 1 |
| NQ | F | | | | | | | | | 5 | | 1 | 2 | | | | | | | | | | 8 | 3.0 | |
| Total | | | | | 2 | 4 | 1 | 10 | 5 | 8 | 2 | | | | | | 1 | | | | | 33 | 6.0 | 1 | |

341 OTH. DEMYELINATING DIS. OF CNS

| | | | | | | | | | | | | | | | | | | | | | | | | | |
|----|---|--|---|---|--|--|--|---|--|--|---|--|--|--|--|--|--|--|--|--|--|--|---|-----|--|
| NQ | M | | 1 | 1 | | | | 1 | | | 2 | | | | | | | | | | | | 5 | 7.8 | |
|----|---|--|---|---|--|--|--|---|--|--|---|--|--|--|--|--|--|--|--|--|--|--|---|-----|--|

342 HEMIPLEGIA

| | | | | | | | | | | | | | | | | | | | | | | | | | |
|----|---|--|--|--|--|--|--|--|--|--|--|--|--|--|--|---|--|--|--|--|--|--|---|-----|--|
| NQ | M | | | | | | | | | | | | | | | 1 | | | | | | | 1 | 3.0 | |
|----|---|--|--|--|--|--|--|--|--|--|--|--|--|--|--|---|--|--|--|--|--|--|---|-----|--|

343 INFANTILE CEREBRAL PALSY

| | | | | | | | | | | | | | | | | | | | | | | | | | |
|--------------|---|----------|----------|----------|----------|--|--|--|--|--|--|--|--|--|--|--|--|--|--|--|--|--|----------|-------------|--|
| Q | M | 2 | 1 | | 1 | | | | | | | | | | | | | | | | | | 4 | 5.5 | |
| Q | F | 1 | | | | | | | | | | | | | | | | | | | | | 1 | 110.0 | |
| NQ | M | | | 1 | | | | | | | | | | | | | | | | | | | 1 | 3.0 | |
| NQ | F | 2 | 1 | | | | | | | | | | | | | | | | | | | | 3 | 16.0 | |
| Total | | 5 | 2 | 1 | 1 | | | | | | | | | | | | | | | | | | 9 | 20.3 | |

344 OTH PARALYTIC SYNDROMES

| | | | | | | | | | | | | | | | | | | | | | | | | | |
|--------------|---|----------|--|----------|--|----------|--|--|--|----------|----------|----------|----------|---|--|--|----------|---|--|--|--|--|----------|------------|--|
| Q | M | | | | | | | | | | 1 | | | | | | | | | | | | 1 | 10.0 | |
| NQ | M | 1 | | 1 | | 1 | | | | 1 | | | | | | | | 1 | | | | | 5 | 4.8 | |
| NQ | F | | | | | | | | | | | | 1 | 2 | | | | | | | | | 3 | 8.3 | |
| Total | | 1 | | 1 | | 1 | | | | 1 | 1 | 1 | 2 | | | | 1 | | | | | | 9 | 6.6 | |

345 EPILEPSY

| | | | | | | | | | | | | | | | | | | | | | | | | |
|--------------|---|-----------|-----------|-----------|-----------|-----------|-----------|-----------|-----------|-----------|----------|----------|----------|----------|----------|----------|----------|----------|----------|---|--|------------|-------------|----------|
| Q | M | 10 | 8 | 4 | 3 | 7 | 8 | 1 | 4 | 4 | | 2 | 1 | | 1 | | | 3 | | 1 | | 57 | 6.1 | |
| Q | F | 4 | 8 | 1 | 6 | 4 | 6 | 6 | | 3 | 1 | 1 | 1 | 1 | 1 | 1 | | 2 | 1 | | | 46 | 28.4 | |
| NQ | M | 6 | 7 | 6 | 3 | 5 | 8 | 3 | 8 | 7 | 5 | 1 | | | | | | | | | | 59 | 3.2 | 1 |
| NQ | F | 5 | 6 | 4 | 1 | 3 | 6 | 2 | 1 | 4 | | | | | 2 | 3 | 1 | 1 | | | | 39 | 4.7 | |
| Total | | 25 | 29 | 15 | 13 | 19 | 28 | 12 | 13 | 18 | 6 | 4 | 4 | 4 | 3 | 1 | 5 | 1 | 1 | | | 201 | 10.1 | 1 |

346 MIGRAINE

| | | | | | | | | | | | | | | | | | | | | | | | | | |
|--------------|---|----------|--|----------|--|----------|----------|--|--|----------|----------|----------|---|--|--|--|--|--|--|--|--|--|----------|------------|--|
| Q | M | 1 | | | | | | | | | | | 1 | | | | | | | | | | 2 | 10.0 | |
| Q | F | | | 1 | | | 1 | | | | | | | | | | | | | | | | 2 | 3.0 | |
| NQ | M | 1 | | | | | | | | | | | | | | | | | | | | | 1 | 1.0 | |
| NQ | F | | | | | 1 | | | | 2 | 1 | | | | | | | | | | | | 4 | 2.3 | |
| Total | | 2 | | 1 | | 1 | 1 | | | 2 | 1 | 1 | | | | | | | | | | | 9 | 4.0 | |

348 OTHER BRAIN CONDITIONS

| | | | | | | | | | | | | | | | | | | | | | | | | |
|--------------|---|----------|----------|----------|----------|----------|-----------|----------|----------|----------|----------|----------|----------|----------|----------|----------|----------|----------|----------|---|--|-----------|-------------|-----------|
| Q | M | | 1 | 1 | | | 1 | 1 | | 1 | | | | | | | | 2 | | 2 | | 9 | 25.6 | 6 |
| Q | F | 1 | 1 | 1 | 1 | 1 | 2 | 2 | 2 | 1 | 1 | 2 | | | | 2 | 1 | | | | | 18 | 17.4 | 7 |
| NQ | M | 2 | | 2 | 2 | 2 | 5 | 1 | 2 | | 3 | 2 | 1 | 1 | 1 | 1 | 1 | 1 | 1 | | | 26 | 19.8 | 6 |
| NQ | F | 1 | | | 1 | 2 | 4 | | | 2 | 3 | 1 | | | | | | | | | | 14 | 8.4 | 2 |
| Total | | 4 | 2 | 4 | 4 | 5 | 12 | 4 | 4 | 4 | 4 | 7 | 5 | 1 | 1 | 3 | 4 | 1 | 2 | | | 67 | 17.6 | 21 |

| ICD 9 CODE | DISCHARGE DIAGNOSIS | NAT | SEX | 0-4 | 5-9 | 10-14 | 15-19 | 20-24 | 25-29 | 30-34 | 35-39 | 40-44 | 45-49 | 50-54 | 55-59 | 60-64 | 65-69 | 70-74 | 75-79 | 80-84 | 85+ | SUM | AVG LOS | NO. OF DEATHS | |
|---------------|---|-----|-----|-----|-----|-------|-------|-------|-------|-------|-------|-------|-------|-------|-------|-------|-------|-------|-------|-------|-----|-----|------------|------------------|---|
| | | | | | | | | | | | | | | | | | | | | | | | | | |
| 349 | OTHER & UNSP. DISORDERS OF THE NERVOUS SYSTEM | | | | | | | | 1 | | | | | | | 1 | | | | | | | 2 | 5.0 | |
| | NQ F | | | | | | | | 1 | | | | | | | 1 | | | | | | | 2 | 5.0 | |
| | Total of Sub Group (340-349) | | | | | | | | 1 | | | | | | | 1 | | | | | | | 2 | 5.0 | |
| (350-359) | DISORDERS OF THE PERIPHERAL NERVOUS SYSTEM | | | | | | | | | | | | | | | | | | | | | | | | |
| 350 | TRIGEMINAL NERVE DISORDERS | | | | | | | | | | | | | | | | | | | | | | | | |
| | Q F | | | | | | | | | | | | 1 | | | | | | | | | | 1 | 5.0 | |
| 351 | FACIAL NERVE DISORDERS | | | | | | | | | | | | | 1 | | | | | | | | | 1 | 2.0 | |
| | Q M | | | | | | | | | | | | | 1 | | | | | | | | | 1 | 2.0 | |
| | Q F | | | | | | | | | | | | | | 1 | | | | | | | | 1 | 1.0 | |
| | NQ M | | | | | | | | | | 1 | | | | | | | | | | | | 1 | 1.0 | |
| | NQ F | | | | | | | | | | 1 | | | | | | | | | | | | 2 | 1.5 | |
| | Total | | | | | | | | | | 2 | | | 1 | 1 | | | | | | | | 5 | 1.4 | |
| 353 | NERVE ROOT & PLEXUS DISORDERS | | | | | | | | | | | | | | | | | | | | | | 1 | 3.0 | |
| | NQ M | | | | | 1 | | | | | | | | | | | | | | | | | 1 | 3.0 | |
| 354 | MONONEURITIS UPPER LIMB & MONONEUR. MULTIPLEX | | | | | | | | | | | | 1 | 2 | | | 1 | | | | | | 4 | 4.3 | |
| | Q F | | | | | | | | | | | | 1 | 2 | | | 1 | | | | | | 4 | 4.3 | |
| | NQ M | | | | | | | | | | | | 1 | | | 1 | | | | | | | 2 | 1.5 | |
| | NQ F | | | | | | 1 | | | 1 | | | 1 | | 1 | | | | | | | | 4 | 1.3 | |
| | Total | | | | | | 1 | | | 1 | | | 3 | 2 | 1 | 1 | 1 | | | | | | 10 | 2.5 | |
| 355 | MONONEURITIS OF LOWER LIMB | | | | | | | | | | | 1 | 1 | | | | | | | | | | 2 | 2.0 | |
| | NQ M | | | | | | | | | | | 1 | 1 | | | | | | | | | | 2 | 2.0 | |
| 356 | HEREDITARY AND IDIOPATHIC PERIPHERAL NEUROPATHY | | | | | | | | | | | | | | 1 | | | | | | | | 1 | 2.0 | |
| | NQ M | | | | | | | | | | | | | | 1 | | | | | | | | 1 | 2.0 | |
| | NQ F | | | | | | | 1 | | | | | | | | | | | | | | | 1 | 5.0 | |
| | Total | | | | | | | 1 | | | | | | | 1 | | | | | | | | 2 | 3.5 | |
| 357 | INFLAM & TOXIC NEUROPATHY | | | | | | | | | | | | | | | | | | | | | | 2 | 19.5 | |
| | Q F | | | 1 | 1 | | | | | | | | | | | | | | | | | | 2 | 19.5 | |
| | NQ M | | 2 | | 1 | 1 | 4 | 5 | 3 | 3 | 5 | | | | | 2 | 1 | | | | | | 27 | 13.7 | |
| | NQ F | | | | 1 | | 2 | 1 | | 1 | 1 | 2 | | | | | | | | | | | 8 | 5.6 | |
| | Total | | 2 | | 1 | 3 | 1 | 6 | 6 | 3 | 4 | 6 | 2 | | | 2 | 1 | | | | | | 37 | 12.2 | |
| 358 | MYASTHENIA GRAVIS | | | | | | | | | | | | | | 1 | | | | | | | | 5 | 6.4 | |
| | Q F | | | 3 | | | 1 | | | | | | | | 1 | | | | | | | | 5 | 6.4 | |
| | NQ M | | | | | 1 | | 1 | 1 | 2 | | | | | 1 | | | | | | | | 6 | 7.0 | |
| | NQ F | | 1 | | | | | | | | | | 1 | 1 | | | | 1 | | | | | 4 | 7.3 | |
| | Total | | 1 | 3 | | 1 | 1 | 1 | 1 | 2 | | | 1 | 3 | | | | 1 | | | | | 15 | 6.9 | |
| 359 | MUSCULAR DYSTROPHIES & OTHER MYOPATHIES | | | | | | | | | | | | | | | | | | | | | | 2 | 3.0 | |
| | Q M | | | | 1 | | | | | | | | | | | | | | | | | | 2 | 3.0 | |
| | Q F | | 2 | | | 1 | | | | | | | | | | | | | | | | | 3 | 672.3 | |
| | NQ M | | 2 | | 1 | | 9 | 12 | 9 | 8 | 3 | 1 | | | | | | | | | | | 45 | 6.3 | 1 |
| | Total | | 2 | 2 | 2 | 1 | 9 | 12 | 9 | 8 | 3 | 1 | | | | | | | | | | | 50 | 46.1 | 1 |
| | Total of Sub Group (350-359) | | 6 | 5 | 3 | 6 | 11 | 21 | 16 | 17 | 8 | 12 | 8 | 3 | 3 | 3 | 3 | 1 | | | | | 123 | 23.7 | 1 |

(360-379) DISORDERS OF THE EYE & ADNEXA

360 DISORDER OF THE GLOBE

| | | | | | | | | | | | | | | | | | | | | | | | | | | |
|--------------|---|--|--|--|--|--|--|---|---|--|--|--|--|--|--|---|---|---|--|--|---|--|---|------|-----|--|
| Q | M | | | | | | | | | | | | | | | | | | | | 1 | | 1 | 11.0 | | |
| Q | F | | | | | | | | | | | | | | | | 2 | 1 | | | | | | 3 | 7.3 | |
| NQ | M | | | | | | | 1 | 1 | | | | | | | 1 | | | | | | | 3 | 4.7 | | |
| Total | | | | | | | | 1 | 1 | | | | | | | 1 | 2 | 1 | | | 1 | | 7 | 6.7 | | |

361 RETINAL DETACHMENTS AND DEFECTS

| | | | | | | | | | | | | | | | | | | | | | | | | | |
|--------------|---|--|--|---|---|---|---|---|---|---|---|---|---|----|---|---|--|--|--|--|--|--|----|-----|--|
| Q | M | | | | 1 | | 2 | 1 | 1 | | | | | | | 3 | | | | | | | 8 | 3.4 | |
| Q | F | | | | | | | | | | | 1 | | | | | | | | | | | 1 | 1.0 | |
| NQ | M | | | | | 5 | 5 | 5 | 5 | 4 | 5 | 5 | 1 | 6 | 1 | | | | | | | | 42 | 3.3 | |
| NQ | F | | | 1 | | 1 | 2 | 1 | | 1 | 4 | | 3 | 2 | | | | | | | | | 15 | 4.3 | |
| Total | | | | 1 | 1 | 6 | 9 | 7 | 6 | 6 | 9 | 5 | 4 | 11 | 1 | | | | | | | | 66 | 3.5 | |

362 DIABETIC RETINOPATHY

| | | | | | | | | | | | | | | | | | | | | | | | | | |
|--------------|---|---|--|--|--|--|---|--|--|---|---|---|---|---|---|---|---|--|---|--|--|--|----|-----|--|
| Q | M | | | | | | | | | 1 | 1 | | | | 2 | | 1 | | | | | | 5 | 1.6 | |
| Q | F | | | | | | | | | | | | | | | | | | 1 | | | | 1 | 2.0 | |
| NQ | M | 2 | | | | | 1 | | | | | 1 | 1 | 1 | 2 | 1 | 3 | | | | | | 12 | 2.2 | |
| NQ | F | | | | | | | | | | 1 | | | 3 | | 1 | | | | | | | 5 | 2.8 | |
| Total | | 2 | | | | | 1 | | | 1 | 2 | 1 | 1 | 6 | 2 | 3 | 4 | | | | | | 23 | 2.2 | |

364 DISORDESRS OF IRIS AND CILIARY BODY

| | | | | | | | | | | | | | | | | | | | | | | | | | |
|--------------|---|--|--|--|--|--|---|---|---|---|---|--|--|--|--|--|--|--|--|--|--|--|---|-----|--|
| Q | F | | | | | | 1 | | | | | | | | | | | | | | | | 1 | 1.0 | |
| NQ | M | | | | | | | | 1 | 1 | 1 | | | | | | | | | | | | 3 | 3.7 | |
| NQ | F | | | | | | 1 | | | | | | | | | | | | | | | | 1 | 2.0 | |
| Total | | | | | | | 2 | 1 | 1 | 1 | | | | | | | | | | | | | 5 | 2.8 | |

365 GLAUCOMA

| | | | | | | | | | | | | | | | | | | | | | | | | | |
|--------------|---|--|--|--|---|---|--|--|--|--|--|---|---|---|---|---|---|---|---|---|--|--|----|-----|--|
| Q | M | | | | | | | | | | | | | | | 2 | 1 | | | | | | 3 | 4.0 | |
| Q | F | | | | | | | | | | | | 2 | 3 | 1 | | 1 | 1 | | 1 | | | 9 | 3.0 | |
| NQ | M | | | | | 1 | | | | | | 2 | 1 | 2 | 1 | | 1 | 1 | | | | | 9 | 2.4 | |
| NQ | F | | | | 1 | | | | | | | 1 | | 1 | 2 | 3 | 1 | | | 1 | | | 10 | 3.3 | |
| Total | | | | | 1 | 1 | | | | | | 5 | 4 | 4 | 5 | 5 | 3 | 1 | 2 | | | | 31 | 3.0 | |

366 CATARACT

| | | | | | | | | | | | | | | | | | | | | | | | | | |
|--------------|---|--|--|--|--|---|---|---|---|--|--|---|---|---|---|---|---|---|--|--|--|---|----|-----|--|
| Q | M | | | | | | 1 | | | | | | | 2 | | 1 | 2 | | | | | | 6 | 5.5 | |
| Q | F | | | | | | 1 | | | | | | 1 | 1 | 1 | 3 | 4 | 1 | | | | | 12 | 3.8 | |
| NQ | M | | | | | 1 | 2 | 1 | 2 | | | 1 | 5 | | 1 | 2 | 2 | | | | | | 17 | 3.4 | |
| NQ | F | | | | | | | | | | | | 1 | 1 | | | | | | | | 1 | 3 | 3.7 | |
| Total | | | | | | 1 | 4 | 1 | 2 | | | 2 | 9 | 2 | 5 | 8 | 3 | | | | | 1 | 38 | 3.9 | |

368 VISUAL DISTURBANCES

| | | | | | | | | | | | | | | | | | | | | | | | | | |
|--------------|---|--|---|---|--|--|--|--|--|--|--|---|--|--|--|--|--|--|--|--|--|--|---|-----|--|
| Q | M | | 1 | | | | | | | | | | | | | | | | | | | | 1 | 2.0 | |
| Q | F | | | 1 | | | | | | | | | | | | | | | | | | | 1 | 7.0 | |
| NQ | M | | | | | | | | | | | 1 | | | | | | | | | | | 1 | 1.0 | |
| Total | | | 1 | 1 | | | | | | | | 1 | | | | | | | | | | | 3 | 3.3 | |

| ICD 9 CODE | DISCHARGE DIAGNOSIS | NAT | SEX | AGE | | | | | | | | | | | | | | | | | SUM | AVG LOS | NO. OF DEATHS | |
|---------------|----------------------------|--------------|---|-----------|----------|----------|----------|-----------|-----------|-----------|-----------|-----------|----------|----------|----------|----------|----------|----------|----------|----------|-----|------------|------------------|------------|
| | | | | 0-4 | 5-9 | 10-14 | 15-19 | 20-24 | 25-29 | 30-34 | 35-39 | 40-44 | 45-49 | 50-54 | 55-59 | 60-64 | 65-69 | 70-74 | 75-79 | 80-84 | | | | 85+ |
| 370 | KERATITIS | Q | M | | | 1 | 4 | 3 | | | 1 | | | | 2 | | | 1 | | 2 | | 14 | 6.9 | |
| | | Q | F | 1 | | | 2 | 3 | 1 | | | 1 | | | | | | 2 | | | 1 | | 11 | 5.9 |
| | | NQ | M | | | | 1 | 20 | 19 | 12 | 18 | 15 | 6 | 3 | | 2 | | | | | | | 96 | 5.7 |
| | | NQ | F | | 3 | | | 4 | 2 | | | 1 | | | 1 | | | | | | | | 11 | 7.3 |
| | | Total | | 1 | 3 | 1 | 7 | 30 | 22 | 12 | 20 | 16 | 6 | 4 | 2 | 2 | 2 | 1 | | 3 | | 132 | 6.0 | |
| | | 371 | CORNEAL OPACITY & OTHER CORNEAL DISORDERS | Q | M | 4 | | | 1 | 1 | | | 1 | | | | | | | | 2 | | | 9 |
| Q | F | | | 1 | | | | 2 | 1 | | | | | | | 1 | | | | | | | 5 | 2.2 |
| NQ | M | | | | 1 | | | 3 | 4 | 3 | 4 | 2 | 3 | | 1 | | | | | | | | 21 | 3.7 |
| NQ | F | | | | | | 1 | | 1 | | | | | | | | | | | 1 | | | 3 | 4.7 |
| Total | | | | 5 | 1 | | 2 | 6 | 6 | 3 | 5 | 2 | 3 | | 1 | 1 | 2 | | | 1 | | 38 | 4.1 | |
| 372 | DISORDERS OF CONJUNCTIVA | | | Q | M | 1 | | | | | | | | | | | | | | | | | | 1 |
| | | NQ | M | | | | | 2 | | | | | | | | | | | | | | | 2 | 7.5 |
| | | NQ | F | 1 | | | | | 1 | | | | | | | | | | | | | | 2 | 12.0 |
| | | Total | | 2 | | | | 2 | 1 | | | | | | | | | | | | | | 5 | 8.4 |
| | | 373 | INFLAMMATION OF EYELIDS | Q | M | 1 | | | | | | | | | | | | | | | | | | 1 |
| NQ | M | | | | | | | 1 | | | | | | | | | | | | | | | 1 | 3.0 |
| NQ | F | | | | | | | 1 | | | | | | | | | | | | | | | 1 | 5.0 |
| Total | | | | 1 | | | | 2 | | | | | | | | | | | | | | | 3 | 3.0 |
| 374 | OTHER DISORDERS OF EYELIDS | | | Q | M | 1 | | | | | | 1 | | | 1 | | | | | | | | | 3 |
| | | Q | F | | | | | | | | 1 | 3 | 1 | 1 | 4 | | | | | | | | 10 | 2.5 |
| | | NQ | M | | | | | | 1 | | | | | | | | | | | | | | 1 | 5.0 |
| | | NQ | F | | | | | | 1 | | 1 | 3 | 1 | | | | | | | | | | 6 | 1.8 |
| | | Total | | 1 | | | | 2 | 1 | 2 | 6 | 3 | 1 | 4 | | | | | | | | | 20 | 2.6 |
| | | 375 | DISORDERS OF LACRIMAL SYSTEM | Q | M | | 1 | | | | | | | | 1 | | | | | | | | | 2 |
| NQ | M | | | | | | | 1 | 3 | 2 | 2 | | | 1 | | | | | | | | | 9 | 2.2 |
| NQ | F | | | | | | | | | 1 | | 2 | | | | | 1 | | | 1 | | | 5 | 1.0 |
| Total | | | | 1 | | | 1 | 3 | 3 | 2 | 2 | 1 | 1 | | 1 | | | | 1 | | | | 16 | 1.7 |
| 376 | DISORDERS OF THE ORBIT | | | Q | M | 3 | 1 | | | | | | | | | | | | | | | | | 4 |
| | | Q | F | 2 | | 2 | | | | | | | | | | | | | | | | | 4 | 6.5 |
| | | NQ | M | 3 | 3 | 1 | | 1 | | | | | | | | | | | | | | | 8 | 6.8 |
| | | NQ | F | 4 | | | | | | | | | | | | | | | | | | | 4 | 7.0 |
| | | Total | | 12 | 4 | 3 | | 1 | | | | | | | | | | | | | | | 20 | 6.7 |

| ICD 9 CODE | DISCHARGE DIAGNOSIS | NAT | SEX | AGE GROUP | | | | | | | | | | | | | | | | | SUM | AVG LOS | NO. OF DEATHS | | | | | | |
|-------------------------------------|--|-----|--------------|-----------|-----------|----------|-----------|-----------|-----------|-----------|-----------|-----------|-----------|-----------|-----------|-----------|-----------|-----------|----------|----------|----------|------------|------------------|-----------|------------|------------|------------|------|--|
| | | | | 0-4 | 5-9 | 10-14 | 15-19 | 20-24 | 25-29 | 30-34 | 35-39 | 40-44 | 45-49 | 50-54 | 55-59 | 60-64 | 65-69 | 70-74 | 75-79 | 80-84 | | | | 85+ | | | | | |
| 377 | DISORDERS OF OPTIC NERVE & VISUAL PATHWAYS | | Q M | | 1 | | | 1 | | | | | | | | | | | | | | 2 | 2.0 | | | | | | |
| | | | Q F | 1 | | | 1 | 1 | | | | | | | | | | | | | | | 3 | 2.3 | | | | | |
| | | | NQ M | | | | | 1 | 2 | 2 | 3 | 2 | 2 | | | | | | | | | | | 12 | 3.9 | | | | |
| | | | NQ F | | | 1 | | | 1 | 1 | | | | | | | | | | | | | | 3 | 3.0 | | | | |
| | | | Total | 1 | 1 | 1 | 1 | 3 | 3 | 3 | 3 | 2 | 2 | | | | | | | | | | | 20 | 3.4 | | | | |
| 378 | STRABISMUS & OTH. DIS. OF BINOCULAR EYE | | Q M | | | | | | 1 | | | | | | | | | | | | | 2 | 3.0 | | | | | | |
| | | | Q F | 1 | 1 | | 1 | | | | | | | | | | | | | | | | 3 | 2.0 | | | | | |
| | | | NQ M | 1 | | | | 3 | | 1 | | | 1 | | 1 | 1 | | | | | | | | 8 | 4.0 | | | | |
| | | | NQ F | 3 | | | | | | | | | | | | | | | | | | | | 3 | 1.7 | | | | |
| | | | Total | 5 | 1 | | 1 | 3 | 1 | 1 | | | 1 | | 1 | 1 | 1 | | | | | | | 16 | 3.1 | | | | |
| 379 | EYE DISORDERS NEC | | Q M | 2 | | | | | | 1 | | | | 1 | | 2 | | | | | | | 6 | 2.7 | | | | | |
| | | | Q F | | | | | | | | | | | 1 | 2 | | 1 | 2 | 1 | | | | | 7 | 2.9 | | | | |
| | | | NQ M | | 1 | | | | 1 | 1 | | | 1 | 7 | | 2 | | | | | | | | 13 | 2.6 | | | | |
| | | | NQ F | | 1 | 1 | | | | | | | 1 | | | | | 1 | | | | | | 4 | 1.8 | | | | |
| | | | Total | 2 | 2 | 1 | | | 1 | 2 | | | 2 | 9 | 2 | 4 | 2 | 2 | 1 | | | | | 30 | 2.6 | | | | |
| Total of Sub Group (360-379) | | | | 32 | 14 | 8 | 13 | 56 | 56 | 35 | 42 | 38 | 35 | 34 | 26 | 33 | 26 | 14 | 3 | 7 | 1 | 473 | 4.2 | | | | | | |
| (380-389) | DISEASES OF THE EAR & MASTOID PROCESS | | | | | | | | | | | | | | | | | | | | | | | | | | | | |
| 380 | DISORDERS OF EXTERNAL EAR | | Q M | 1 | 1 | | | | | | | | | 1 | | | | | | | | 1 | | | 4 | 6.5 | | | |
| | | | Q F | | | | | | | | | | | | | 1 | | | | | | | 2 | | | 3 | 7.3 | | |
| | | | NQ M | 2 | 2 | | 1 | 1 | 3 | 2 | 2 | | | 1 | 1 | 1 | | | | | | | | | | 16 | 5.3 | | |
| | | | NQ F | 1 | 1 | | | | | | | | | | 1 | | | | | | | | | 1 | | | 4 | 10.8 | |
| | | | Total | 4 | 4 | | 1 | 1 | 3 | 2 | 2 | | | 2 | 3 | 1 | 1 | 2 | 1 | | | | | | | 27 | 6.5 | | |
| 381 | NONSUPPURATIVE OTITIS MEDIA | | Q M | 3 | | | | | | | | | | | | | | | | | | | | 3 | 2.0 | | | | |
| | | | Q F | 1 | 1 | | | | | | | | | | | | | | | | | | | | 2 | 2.0 | | | |
| | | | NQ M | 2 | 2 | 2 | | 1 | | | | | | | | | | | | | | | | | | 7 | 2.4 | | |
| | | | NQ F | | | | | | | | | | | | | 1 | | | | | | | | | 1 | 2.0 | | | |
| | | | Total | 6 | 3 | 2 | | 1 | | | | | | | | 1 | | | | | | | | | 13 | 2.2 | | | |
| 382 | SUPPURATIVE & UNSP. OTITIS MEDIA | | Q M | 6 | 3 | | 1 | | | 1 | 2 | 1 | | | 1 | 1 | | | | | | | | 16 | 5.0 | | | | |
| | | | Q F | 5 | 1 | | | | 2 | | | 1 | 1 | 3 | 2 | 1 | | | | | | | | | 16 | 2.3 | | | |
| | | | NQ M | 6 | | 1 | 1 | 5 | 15 | 7 | 2 | 5 | 2 | 2 | 3 | 1 | 1 | | | | | | | | | 51 | 3.8 | | |
| | | | NQ F | 10 | | 1 | 2 | 1 | 2 | 4 | 6 | 2 | 1 | 1 | 1 | | | | | | | | | | | 31 | 4.2 | | |
| | | | Total | 27 | 4 | 2 | 4 | 6 | 19 | 12 | 11 | 9 | 6 | 6 | 6 | 1 | 1 | | | | | | | | 114 | 3.9 | | | |

| ICD 9 CODE | DISCHARGE DIAGNOSIS | NAT | SEX | | | | | | | | | | | | | | | | | | AVG LOS | NO. OF DEATHS | | |
|---------------|---|--------------|-----|------------|-----------|-----------|-----------|------------|------------|------------|------------|------------|-----------|-----------|-----------|-----------|-----------|-----------|-----------|-----------|------------|------------------|-------------|-------------|
| | | | | 0-4 | 5-9 | 10-14 | 15-19 | 20-24 | 25-29 | 30-34 | 35-39 | 40-44 | 45-49 | 50-54 | 55-59 | 60-64 | 65-69 | 70-74 | 75-79 | 80-84 | | | 85+ | SUM |
| 383 | MASTOIDITIS & RELATED CONDITIONS | | | | | | | | | | | | | | | | | | | | | | | |
| | | Q | M | | | 1 | | | | | | | | | | | | | | | | | 1 | 28.0 |
| | | NQ | M | 2 | | | | | | 1 | 2 | | | | | | | | | | | | 5 | 11.4 |
| | | NQ | F | 2 | 1 | | | | | | | | | | | | | | | | | | 3 | 5.3 |
| | | Total | | 4 | 2 | | | | | 1 | 2 | | | | | | | | | | | | 9 | 11.2 |
| 384 | OTHER DISORDERS OF TYMPANIC MEMBRANE | | | | | | | | | | | | | | | | | | | | | | | |
| | | NQ | M | | | | | | | 1 | 1 | 1 | | | 1 | | | | | | | | 4 | 2.3 |
| | | NQ | F | | | | | | | 1 | | | | | | | | | | | | | 1 | 2.0 |
| | | Total | | | | | | | | 2 | 1 | 1 | | | 1 | | | | | | | | 5 | 2.2 |
| 385 | OTHER DISORDERS OF MIDDLE EAR AND MASTOID | | | | | | | | | | | | | | | | | | | | | | | |
| | | Q | M | | | 1 | 1 | | | | | | | | | | | | | | | | 2 | 8.5 |
| | | NQ | M | | | | | 2 | 2 | | | | | | | | | | | | | | 4 | 7.0 |
| | | Total | | | | 1 | 1 | 2 | 2 | | | | | | | | | | | | | | 6 | 7.5 |
| 386 | VERTIGINOUS SYNDROMES | | | | | | | | | | | | | | | | | | | | | | | |
| | | Q | M | | | | | | 2 | | | 2 | 1 | | | | | | | | | 1 | 6 | 2.8 |
| | | Q | F | | | | 1 | | | | | | | 2 | | | | 3 | | | | | 6 | 3.3 |
| | | NQ | M | | | | | 2 | | | | | 3 | | 4 | 1 | 2 | | | | | | 12 | 2.4 |
| | | NQ | F | | | | 1 | 1 | | 1 | 1 | | | | | 2 | | | | | | | 6 | 3.7 |
| | | Total | | | | | 2 | 5 | | 1 | 3 | 4 | 2 | 4 | 3 | 5 | 1 | | | | | | 30 | 2.9 |
| 388 | OTHER DISORDERS OF EAR | | | | | | | | | | | | | | | | | | | | | | | |
| | | Q | M | | | 1 | | | | | | | | | | | | | | | | | 1 | 2.0 |
| | | Q | F | | | | | | | | | | | | | | | 1 | | | | | 1 | 5.0 |
| | | NQ | M | | | | | 1 | 1 | | | | 2 | | | | | | | | | | 4 | 1.8 |
| | | Total | | | | 1 | | 1 | 1 | | | 2 | | | | | 1 | | | | | | 6 | 2.3 |
| 389 | HEARING LOSS | | | | | | | | | | | | | | | | | | | | | | | |
| | | Q | M | 1 | | | | | | | | 1 | | | | | | | | | | | 2 | 4.0 |
| | | Q | F | 2 | | | | | | | | | | | | | | | | | | | 2 | 3.0 |
| | | NQ | M | 3 | | | | | | 1 | 2 | 2 | 1 | 1 | 1 | | | | | | | | 11 | 4.5 |
| | | NQ | F | 7 | | | | | | | | | | | | | | | | | | | 7 | 2.9 |
| | | Total | | 13 | | | | | | 1 | 3 | 2 | 1 | 1 | 1 | | | | | | | | 22 | 3.8 |
| | Total of Sub Group (380-389) | | | 54 | 14 | 5 | 6 | 13 | 33 | 18 | 18 | 14 | 16 | 12 | 13 | 5 | 9 | 2 | | | | | 232 | 4.3 |
| | Total of Major Group (320-389) | | | 172 | 84 | 54 | 51 | 119 | 167 | 109 | 118 | 100 | 86 | 73 | 51 | 53 | 51 | 25 | 10 | 11 | 4 | 1338 | 11.8 | 27 |

(390-459) CHAPTER VII: DISEASES OF THE CIRCULATORY SYSTEM

(390-392) ACUTE RHEUMATIC FEVER

390 RHEUMATIC FEVER W/O MENTION OF HEART INVOLVEMENT

| | | | | | | | | | | | | | | | | | | | | | | | | |
|--|--------------|---|--|--|----------|----------|--|--|--|--|--|--|--|--|--|--|--|--|--|--|--|--|----------|------------|
| | Q | M | | | 1 | | | | | | | | | | | | | | | | | | 1 | 14.0 |
| | NQ | M | | | 1 | 2 | | | | | | | | | | | | | | | | | 3 | 8.0 |
| | Total | | | | 1 | 3 | | | | | | | | | | | | | | | | | 4 | 9.5 |

| ICD 9 CODE | DISCHARGE DIAGNOSIS | NAT | SEX | 0-4 | 5-9 | 10-14 | 15-19 | 20-24 | 25-29 | 30-34 | 35-39 | 40-44 | 45-49 | 50-54 | 55-59 | 60-64 | 65-69 | 70-74 | 75-79 | 80-84 | 85+ | SUM | AVG LOS | NO. OF DEATHS | |
|------------------|--|--------------|-----|----------|----------|----------|----------|----------|----------|----------|----------|----------|----------|----------|----------|----------|----------|----------|----------|----------|----------|-----------|-------------|------------------|---|
| 391 | RHEUMATIC FEVER W HEART INVOLVEMENT | | | | 1 | | | | | | | | | | | | | | | | | 1 | 9.0 | | |
| | | Q | M | | | | | | | | | | | | | | | | | | | | 1 | 6.0 | |
| | | NQ | M | | | | | 1 | | | | | | | | | | | | | | | 1 | 6.0 | |
| | | NQ | F | | | 1 | 1 | | | | | | | | | | | | | | | | 2 | 8.0 | |
| | | Total | | | 1 | 1 | 1 | | 1 | | | | | | | | | | | | | 4 | 7.8 | | |
| | Total of Sub Group (390-392) | | | 2 | 4 | 1 | | 1 | | | | | | | | | | | | | | 8 | 8.6 | | |
| (393-398) | CHRONIC RHEUMATIC HEART DISEASE | | | | | | | | | | | | | | | | | | | | | | | | |
| 394 | DISEASES OF MITRAL VALVE | | | | 1 | | | | | | | | 1 | | | | | | | | | | 2 | 2.0 | |
| | | Q | F | | | | | | | | | | | | | | | | | | | | 2 | 2.0 | |
| | | NQ | M | 1 | | | | 2 | | | 2 | | 1 | | | | | | | | | | 6 | 7.3 | |
| | | NQ | F | | 1 | | | 1 | 1 | 1 | | | | | | | 1 | | | | | | 5 | 9.0 | |
| | | Total | | 1 | 2 | | | 3 | 1 | 1 | 2 | | 2 | | | 1 | | | | | | 13 | 7.2 | | |
| 395 | DISEASES OF AORTIC VALVE | | | | | | | | | | | | | | | | | | | | | | | | |
| | | NQ | M | | | | | | 1 | | | | | | | | | | | | | | 1 | 8.0 | |
| 396 | MITRAL/AORTIC VALVE DIS | | | | | | | | | 1 | | | | | | | | | 1 | | | | 2 | 5.0 | |
| | | Q | M | | | | | | 1 | | | | | | | | | | | | | | 2 | 5.0 | |
| | | NQ | M | | | | 1 | 2 | | | 3 | 2 | 2 | | 2 | | | | | | | | 12 | 7.4 | |
| | | NQ | F | | | 1 | 1 | | 2 | 1 | | | | | 1 | | 1 | | | | | | 7 | 6.4 | |
| | | Total | | | | 1 | 1 | 1 | 5 | 1 | 3 | 2 | 2 | | 3 | | 1 | 1 | | | | 21 | 6.9 | | |
| 398 | OTHER RHEUMATIC HEART DISEASE | | | | | | | | | | | | | | | | | | | | | | | | |
| | | Q | F | | | | | | | | | | 1 | | | | | | | | | | 1 | 7.0 | |
| | | NQ | M | | | | | | | | | | 1 | 1 | | | | | | | | | 2 | 3.0 | |
| | | Total | | | | | | | | | | | 2 | 1 | | | | | | | | 3 | 4.3 | | |
| | Total of Sub Group (393-398) | | | 1 | 2 | 1 | 1 | 4 | 7 | 2 | 5 | 2 | 6 | 1 | 3 | 1 | 1 | 1 | 1 | | | 38 | 6.8 | | |
| (401-405) | HYPERTENSIVE DISEASE | | | | | | | | | | | | | | | | | | | | | | | | |
| 401 | ESSENTIAL HYPERTENSION | | | | | 1 | | | | | | | | 1 | | | | | | 1 | | | 3 | 230.3 | 1 |
| | | Q | M | | | 1 | | | | | | | | 1 | | | | | | 1 | | | 3 | 230.3 | 1 |
| | | Q | F | | 1 | | 1 | | 1 | | | | | | | | | | | | | | 3 | 3.3 | |
| | | NQ | M | | 2 | 1 | | 2 | | 4 | 3 | 2 | 1 | 3 | 1 | 1 | | | | | | | 20 | 10.3 | 1 |
| | | NQ | F | | | | | | | | | | 3 | 1 | 1 | | | | | | | | 5 | 4.2 | |
| | | Total | | 3 | 2 | 1 | 2 | 1 | 4 | 3 | 2 | 4 | 5 | 2 | 1 | | | | | 1 | | 31 | 29.9 | 2 | |
| 402 | HYPERTENSIVE HEART DISEASE | | | | | | | | | | | | | | 1 | 1 | 1 | 1 | | | | | 4 | 5.3 | |
| | | Q | F | | | | | | | | | | | | 1 | 1 | 1 | 1 | | | | | 4 | 5.3 | |
| | | NQ | M | | | | | 1 | | | 1 | | | 1 | | | 1 | | | | | | 4 | 2.0 | |
| | | NQ | F | | | | | | | | | | | | | | | | | | 1 | | 1 | 5.0 | |
| | | Total | | | | | | 1 | | | 1 | | 1 | 1 | 1 | 1 | 2 | 1 | | | 1 | 9 | 3.8 | | |

| ICD 9 CODE | DISCHARGE DIAGNOSIS | NAT | SEX | 0-4 | 5-9 | 10-14 | 15-19 | 20-24 | 25-29 | 30-34 | 35-39 | 40-44 | 45-49 | 50-54 | 55-59 | 60-64 | 65-69 | 70-74 | 75-79 | 80-84 | 85+ | SUM | AVG LOS | NO. OF DEATHS | |
|------------------|--|--------------|-----|-----|-----|-------|-------|-------|-------|-------|-------|-------|-------|-------|-------|-------|-------|-------|-------|-------|------|------|---------|---------------|---|
| 403 | HYPERTENSIVE RENAL DISEASE | | | | | | | | | 1 | 1 | 2 | | 3 | 3 | 1 | 1 | 2 | | | 1 | 15 | 9.7 | 1 | |
| | | Q | M | | | | | | | | | | | 2 | 4 | 1 | 1 | 5 | 1 | 2 | | 2 | 18 | 7.6 | 1 |
| | | Q | F | | | | | | | | | | | | | | | | | | | | | | |
| | | NQ | M | | | | | 2 | 3 | 1 | 3 | 1 | 4 | 4 | 2 | 3 | | 1 | 1 | | | | 25 | 6.9 | |
| | | NQ | F | | 2 | | | | | 1 | 1 | | 1 | | 2 | 1 | 4 | 3 | | | | 2 | 17 | 6.1 | 2 |
| | | Total | | | 2 | | | 2 | 3 | 3 | 5 | 3 | 7 | 11 | 8 | 6 | 10 | 7 | 3 | | | 5 | 75 | 7.4 | 4 |
| 404 | HYPERTENSIVE HEART/RENAL DISEASE | | | | | | | | | | | | | | | 1 | | | | | | 1 | 3.0 | | |
| | | Q | M | | | | | | | | | | | | | | | | | | | | | | |
| | | NQ | M | | | | | | | | 1 | 2 | 1 | | | | | 1 | | | | | 5 | 2.2 | |
| | | Total | | | | | | | | | 1 | 2 | 1 | | | 1 | | 1 | | | | | 6 | 2.3 | |
| | Total of Sub Group (401-405) | | | | 5 | 2 | 1 | 4 | 5 | 7 | 8 | 7 | 13 | 18 | 11 | 9 | 12 | 9 | 4 | | | 6 | 121 | 12.7 | 6 |
| (410-414) | ISCHEMIC HEART DISEASE | | | | | | | | | | | | | | | | | | | | | | | | |
| 410 | ACUTE MYOCARDIAL INFARCTION | | | | | | | | | | | | | | | | | | | | | | | | |
| | | Q | M | 1 | | | 1 | | | 4 | 11 | 9 | 13 | 24 | 24 | 14 | 28 | 27 | 18 | 9 | 9 | 192 | 6.7 | 13 | |
| | | Q | F | | | | | | | | | 2 | 4 | 4 | 12 | 18 | 24 | 15 | 7 | 4 | 2 | 92 | 9.7 | 4 | |
| | | NQ | M | | | | 1 | 8 | 29 | 79 | 163 | 233 | 257 | 132 | 80 | 43 | 17 | 16 | 9 | 4 | 1071 | 4.0 | 27 | | |
| | | NQ | F | | | | | | | 1 | 3 | 1 | 6 | 4 | 14 | 17 | 8 | 6 | 3 | 1 | 1 | 65 | 8.5 | 5 | |
| | | Total | | 1 | | | 1 | 1 | 8 | 34 | 93 | 175 | 256 | 289 | 182 | 129 | 103 | 65 | 44 | 23 | 16 | 1420 | 4.9 | 49 | |
| 411 | OTH. ACUTE & SUB-ACUTE FORMS OF ISCHAEMIC HEART DIS. | | | | | | | | | 2 | 2 | 4 | 5 | 4 | 3 | 1 | 5 | 4 | 4 | 2 | 1 | 37 | 2.5 | | |
| | | Q | M | | | | | | | | | | | | | | | | | | | | | | |
| | | Q | F | | | | | | | | 2 | | 6 | 4 | 5 | 10 | | 3 | 5 | 3 | 1 | 39 | 2.9 | | |
| | | NQ | M | | | | | 3 | 7 | 18 | 50 | 43 | 75 | 28 | 17 | 3 | 2 | 1 | 1 | 1 | 1 | 249 | 2.0 | 1 | |
| | | NQ | F | | | | | | 2 | 4 | 5 | 6 | 7 | 12 | 5 | 6 | 2 | 2 | | | | 51 | 2.5 | 1 | |
| | | Total | | | | | | 3 | 11 | 26 | 59 | 60 | 90 | 48 | 33 | 14 | 11 | 12 | 6 | 3 | 376 | 2.2 | 2 | | |
| 413 | ANGINA PECTORIS | | | | | | | | | | 1 | | | | | | 1 | 1 | | | | 3 | 3.0 | | |
| | | Q | M | | | | | | | | | | | | | | | | | | | | | | |
| | | Q | F | | | | | | | | | 1 | | | 1 | | | | | | | 2 | 2.5 | | |
| | | NQ | M | | | | | | | | 2 | 1 | 4 | 3 | | | | | | | | 10 | 2.8 | | |
| | | NQ | F | | | | | | | | 1 | 1 | | | | | 1 | | | | | 3 | 1.0 | | |
| | | Total | | | | | | | | | 4 | 3 | 4 | 3 | 1 | | 2 | 1 | | | | 18 | 2.5 | | |
| 414 | OTH. CHRONIC ISCHEMIC HEART DISEASE | | | | | | | | | | | | | | | | | | | | | | | | |
| | | Q | M | | | | | 2 | | 5 | 7 | 10 | 15 | 20 | 15 | 13 | 6 | 12 | 5 | 4 | 114 | 7.6 | 3 | | |
| | | Q | F | | | | | | | | 3 | 4 | 6 | 9 | 15 | 12 | 4 | 4 | 2 | | 59 | 6.1 | 2 | | |
| | | NQ | M | | | | | 1 | 4 | 16 | 45 | 82 | 151 | 125 | 68 | 26 | 21 | 7 | 2 | 2 | 550 | 4.8 | 1 | | |
| | | NQ | F | | | | | | | 1 | 4 | 8 | 6 | 18 | 13 | 14 | 9 | 2 | | 2 | 77 | 4.8 | 1 | | |
| | | Total | | | | | | 3 | 4 | 22 | 59 | 104 | 178 | 172 | 111 | 65 | 40 | 25 | 9 | 8 | 800 | 5.3 | 7 | | |
| | Total of Sub Group (410-414) | | | 1 | | | 1 | 1 | 14 | 49 | 145 | 296 | 424 | 560 | 403 | 273 | 184 | 117 | 81 | 38 | 27 | 2614 | 4.6 | 58 | |

| ICD 9 CODE | DISCHARGE DIAGNOSIS | NAT | SEX | | | | | | | | | | | | | | SUM | AVG LOS | NO. OF DEATHS | | | | |
|------------------|--|--------------|-----|----------|----------|-------|----------|----------|----------|----------|----------|----------|-----------|----------|----------|----------|----------|------------|------------------|-------------|-------------|----------|-------|
| | | | | 0-4 | 5-9 | 10-14 | 15-19 | 20-24 | 25-29 | 30-34 | 35-39 | 40-44 | 45-49 | 50-54 | 55-59 | 60-64 | | | | 65-69 | 70-74 | 75-79 | 80-84 |
| (415-417) | DISEASES OF PULMONARY CIRCULATION | | | | | | | | | | | | | | | | | | | | | | |
| 415 | ACUTE PULMONARY HEART DISEASE | | | | | | | | | | | | | | | | | | | | | | |
| | | Q | M | | | | | | 1 | 1 | | 1 | 3 | | 1 | | | | 1 | | 8 | 9.3 | 1 |
| | | Q | F | | | | | | | 1 | | 1 | 2 | 2 | 2 | | | | 1 | | 9 | 9.6 | 1 |
| | | NQ | M | | | | 3 | 1 | 3 | 4 | 1 | 1 | 6 | 1 | 2 | | | | | 22 | 6.2 | 5 | |
| | | NQ | F | | | | 2 | | | | 1 | | | | 3 | 1 | | 3 | 2 | 12 | 14.1 | | |
| | | Total | | | | | 5 | 2 | 5 | 4 | 4 | 6 | 8 | 7 | 3 | | 3 | 3 | 1 | 51 | 9.1 | 7 | |
| 416 | CHRONIC PULMONARY HEART DISEASE | | | | | | | | | | | | | | | | | | | | | | |
| | | Q | M | | | | | | | | | | 1 | | | | | | | 1 | 8.0 | | |
| | | Q | F | 1 | | | | | | | | 1 | 1 | 1 | | | | | | 4 | 5.5 | | |
| | | NQ | M | | | | 1 | | 2 | | 1 | | | | | | | | | 4 | 6.5 | 1 | |
| | | NQ | F | | | | | | 2 | | | | | 1 | | | | 1 | | 4 | 5.8 | | |
| | | Total | | 1 | | | 1 | 2 | 2 | | 2 | 2 | 2 | | | | | 1 | | 13 | 6.1 | 1 | |
| 417 | OTH. DISEASES OF PULM. CIRCULATION | | | | | | | | | | | | | | | | | | | | | | |
| | | NQ | M | | | | | | | | | 1 | | | | | | | | 1 | 3.0 | | |
| | Total of Sub Group (415-417) | | | 1 | | | 5 | 3 | 7 | 6 | 4 | 9 | 10 | 9 | 3 | | 3 | 4 | 1 | 65 | 8.4 | 8 | |
| (420-429) | OTHER FORMS OF HEART DISEASE | | | | | | | | | | | | | | | | | | | | | | |
| 420 | ACUTE PERICARDITIS | | | | | | | | | | | | | | | | | | | | | | |
| | | Q | M | | | | 1 | | 1 | | 1 | | | | | | | | | 3 | 1.0 | | |
| | | NQ | M | | | | | | 1 | 1 | | 1 | | | | | | 1 | | 4 | 5.0 | | |
| | | Total | | | | | 1 | | 2 | 1 | 1 | 1 | | | | | 1 | | 7 | 3.3 | | | |
| 421 | ACUTE & SUBACUTE ENDOCARDITIS | | | | | | | | | | | | | | | | | | | | | | |
| | | Q | M | | | | | 1 | | | | | | | | | | | | 1 | 17.0 | | |
| | | NQ | M | | 1 | | | 1 | 2 | 1 | 1 | | 1 | 1 | | | | | 1 | 9 | 32.0 | 1 | |
| | | NQ | F | | | | | | | | | 1 | | | | | | | | 1 | 21.0 | 1 | |
| | | Total | | 1 | | | 2 | 2 | 1 | 1 | 1 | 1 | 1 | | | | | 1 | 11 | 29.6 | 2 | | |
| 422 | ACUTE MYOCARDITIS | | | | | | | | | | | | | | | | | | | | | | |
| | | NQ | M | | | | | 1 | | | | | | | | | | | | 1 | 7.0 | | |
| 423 | OTH. DISEASES OF PERICARDIUM | | | | | | | | | | | | | | | | | | | | | | |
| | | Q | M | | | | 3 | 2 | 1 | | | | 1 | | | | 1 | | | 8 | 4.0 | | |
| | | Q | F | | | | | | 1 | | | 1 | | 2 | | | | 1 | | 5 | 7.6 | | |
| | | NQ | M | | | | | 1 | 3 | | 2 | 1 | | 2 | | | | | 9 | 9.6 | | | |
| | | NQ | F | 1 | 1 | | | | | 1 | 1 | | | | | | 1 | | 5 | 6.8 | | | |
| | | Total | | 1 | 1 | | 3 | 3 | 5 | 1 | 3 | 2 | 1 | 4 | | | 2 | 1 | 27 | 7.0 | | | |
| 424 | OTH. DISEASES OF ENDOCARDIUM | | | | | | | | | | | | | | | | | | | | | | |
| | | Q | M | | 1 | | | 1 | | | 2 | | | | | | 1 | 1 | | 6 | 5.3 | | |
| | | Q | F | 1 | | | 1 | | | 1 | | 1 | | | | 1 | | | 5 | 7.0 | | | |
| | | NQ | M | 1 | | | 2 | | 1 | 2 | 2 | 3 | 1 | 2 | 4 | | | 1 | 19 | 14.5 | | | |
| | | NQ | F | 1 | 2 | | | | | 1 | | 3 | | | | 3 | | 1 | 11 | 11.5 | | | |
| | | Total | | 3 | 3 | | 3 | 1 | 1 | 3 | 5 | 4 | 4 | 2 | 4 | 3 | 1 | 1 | 3 | 41 | 11.5 | | |

| ICD 9 CODE | DISCHARGE DIAGNOSIS | NAT | SEX | 0-4 | 5-9 | 10-14 | 15-19 | 20-24 | 25-29 | 30-34 | 35-39 | 40-44 | 45-49 | 50-54 | 55-59 | 60-64 | 65-69 | 70-74 | 75-79 | 80-84 | 85+ | SUM | AVG LOS | NO. OF DEATHS | |
|------------|--|-----|--------------|-----------|-----------|----------|-----------|-----------|-----------|-----------|-----------|-----------|-----------|------------|------------|------------|------------|-----------|-----------|-----------|-----------|-------------|-------------|---------------|--|
| 425 | CARDIOMYOPATHY | | Q M | | | | | | | | | 1 | 1 | 1 | 2 | 1 | 1 | | | | | 7 | 3.3 | 1 | |
| | | | Q F | | | | | | | | | | | | | 1 | | 1 | | 1 | | 3 | 4.3 | | |
| | | | NQ M | 2 | | | | 1 | 2 | 2 | 4 | 2 | | 1 | 3 | 2 | | | | 1 | | 20 | 6.5 | 2 | |
| | | | NQ F | 4 | | 1 | | | | | | | | 1 | | 1 | 2 | | | | | 9 | 4.6 | | |
| | | | Total | 6 | | 1 | | 1 | 2 | 2 | 4 | 3 | 1 | 3 | 5 | 5 | 3 | 1 | | 2 | | 39 | 5.3 | 3 | |
| 426 | CONDUCTION DISORDERS | | Q M | | | | | | | | | | | | | 1 | | | | 1 | 2 | 4 | 3.5 | | |
| | | | Q F | | | | | | | | | | 1 | | | 1 | 1 | | | 2 | | 5 | 3.8 | | |
| | | | NQ M | | | 1 | | 1 | 1 | 2 | 2 | 2 | | 2 | 6 | | | | | | 1 | 18 | 4.1 | 3 | |
| | | | NQ F | | | | 1 | | | | 1 | | | | 1 | 1 | | | | | | 1 | 5 | 2.8 | |
| | | | Total | | | 1 | 1 | 1 | 1 | 2 | 3 | 2 | 1 | 2 | 7 | 3 | 1 | | | 3 | 4 | 32 | 3.8 | 3 | |
| 427 | PAROXYSMAL TACHYCARDIA | | Q M | 3 | 2 | 1 | 3 | | 2 | 4 | 6 | 3 | 2 | 2 | 2 | 7 | 4 | 3 | 7 | 2 | 1 | 54 | 3.6 | 3 | |
| | | | Q F | | 1 | 1 | 3 | 4 | | 1 | | 6 | 2 | 6 | 2 | 7 | 10 | 6 | 5 | 3 | | 57 | 8.8 | 1 | |
| | | | NQ M | 1 | 1 | 2 | 6 | 5 | 9 | 23 | 25 | 25 | 25 | 33 | 23 | 15 | 8 | 4 | 1 | 5 | 2 | 213 | 4.1 | 8 | |
| | | | NQ F | 3 | 2 | | | 1 | 4 | 3 | 3 | 2 | 4 | 7 | 13 | 6 | 7 | 2 | 4 | 1 | 1 | 63 | 4.1 | 7 | |
| | | | Total | 7 | 6 | 4 | 12 | 10 | 15 | 31 | 34 | 36 | 33 | 48 | 40 | 35 | 29 | 15 | 17 | 11 | 4 | 387 | 4.7 | 19 | |
| 428 | HEART FAILURE | | Q M | 2 | | | | 1 | | | | 7 | 7 | 16 | 13 | 20 | 23 | 21 | 21 | 9 | 7 | 147 | 7.1 | 3 | |
| | | | Q F | 1 | | | | | | 1 | | 3 | 3 | 10 | 17 | 23 | 12 | 19 | 9 | 1 | 99 | 7.7 | 4 | | |
| | | | NQ M | | | 1 | 1 | 2 | 2 | 1 | 1 | 8 | 16 | 39 | 30 | 23 | 20 | 10 | 15 | 6 | 3 | 178 | 7.0 | 8 | |
| | | | NQ F | 3 | | | | | 1 | | 1 | 1 | 1 | 2 | 11 | 10 | 11 | 8 | 5 | 3 | 2 | 59 | 9.9 | 1 | |
| | | | Total | 6 | | 1 | 1 | 3 | 3 | 1 | 3 | 16 | 27 | 60 | 64 | 70 | 77 | 51 | 60 | 27 | 13 | 483 | 7.5 | 16 | |
| 429 | ILL-DEFINED DESCRIPTIONS & COMPLIC. OF HEART DIS | | Q M | | | | | 1 | | | 1 | | | | | | | | | | | 2 | 4.0 | | |
| | | | NQ M | | | | 1 | 1 | | 1 | 1 | | 2 | 2 | | 1 | | | | | | 9 | 2.6 | | |
| | | | NQ F | | | | 1 | | | | | | | | | | | | | | | 1 | 2.0 | | |
| | | | Total | | | | 2 | 2 | | 2 | 1 | | 2 | 2 | | 1 | | | | | | 12 | 2.8 | | |
| | Total of Sub Group (420-429) | | | 23 | 11 | 7 | 23 | 24 | 31 | 44 | 55 | 65 | 70 | 122 | 120 | 117 | 113 | 69 | 82 | 43 | 21 | 1040 | 6.6 | 43 | |
| (430-438) | CEREBROVASCULAR DISEASE | | Q M | | | | | | | | 1 | 1 | 1 | | | | | | | | | 3 | 11.3 | | |
| | | | Q F | | | 1 | | | | | | | | | | | | | | | | 1 | 9.0 | 1 | |
| | | | NQ M | | | | 1 | | 1 | 3 | 1 | 1 | 5 | 2 | 4 | 1 | | | | | | 19 | 46.1 | 2 | |
| | | | NQ F | | | | | | | | 1 | | | 1 | | | | | | | | 2 | 19.5 | 1 | |
| | | | Total | | | 1 | 1 | | 1 | 3 | 3 | 2 | 6 | 3 | 4 | 1 | | | | | | 25 | 38.3 | 4 | |

| ICD 9 CODE | DISCHARGE DIAGNOSIS | NAT | SEX | 0-4 | 5-9 | 10-14 | 15-19 | 20-24 | 25-29 | 30-34 | 35-39 | 40-44 | 45-49 | 50-54 | 55-59 | 60-64 | 65-69 | 70-74 | 75-79 | 80-84 | 85+ | SUM | AVG LOS | NO. OF DEATHS | |
|------------|---|--------------|-----|----------|----------|----------|----------|----------|-----------|-----------|-----------|-----------|------------|------------|------------|-----------|-----------|-----------|-----------|-----------|------------|------------|-------------|---------------|--|
| 431 | INTRACEREBRAL HAEMORRHAGE | | | | | | | | | | | | | | 4 | 3 | 4 | 3 | 3 | 3 | | 20 | 70.4 | 6 | |
| | | Q | M | | | | | | | | | | | | | | | | | | | | | | |
| | | Q | F | 1 | | | | | | | | | | 4 | | | 1 | 3 | 2 | 1 | | 12 | 43.3 | 3 | |
| | | NQ | M | 2 | 1 | | | | 3 | 5 | 7 | 12 | 14 | 13 | 7 | 7 | 2 | 2 | | | 1 | 76 | 23.4 | 18 | |
| | | NQ | F | | | | | 1 | | | 5 | | 3 | 1 | 2 | 1 | 1 | 1 | | 2 | | 17 | 11.8 | 5 | |
| | | Total | | 3 | 1 | | | 1 | 3 | 5 | 12 | 12 | 17 | 18 | 13 | 11 | 8 | 9 | 5 | 6 | 1 | 125 | 31.3 | 32 | |
| 432 | OTHER & UNSP. INTRACRANIAL HAEMORRHAGE | | | | | | | | | | | | | | | | | | 1 | 1 | | 2 | 18.0 | 1 | |
| | | Q | M | | | | | | | | | | | | | | | | | | | | | | |
| | | Q | F | 1 | | | | | | | | | | | | | | 1 | | 1 | | 3 | 14.3 | 1 | |
| | | NQ | M | 1 | | | | | 1 | 1 | | 2 | 3 | 5 | 2 | 2 | | 1 | | 1 | | 19 | 13.3 | 1 | |
| | | NQ | F | 1 | | | 1 | | 1 | | 1 | | | | | | | | | | | 4 | 7.0 | | |
| | | Total | | 3 | | | 1 | | 2 | 1 | 1 | 2 | 3 | 5 | 2 | 2 | | 2 | 1 | 3 | | 28 | 12.8 | 3 | |
| 433 | OCCCLUSION & STENOSIS OF PRECEREBRAL ARTERIES | | | | | | | | | | | | 1 | | | | 1 | 1 | | | | 3 | 4.0 | | |
| | | Q | M | | | | | | | | | | | | | | | | | | | | | | |
| | | Q | F | | | | | | | | | 2 | | | | | 1 | | | | | 4 | 5.0 | | |
| | | NQ | M | | | | | 1 | | | 1 | 5 | 3 | 2 | 2 | | | | 1 | | | 15 | 11.6 | 2 | |
| | | Total | | | | | | 1 | | | 1 | 7 | 4 | 2 | 3 | | 2 | 1 | 1 | | | 22 | 9.4 | 2 | |
| 434 | CEREBRAL ARTERY OCCLUSION | | | | | | | | | 1 | 2 | 3 | 8 | 9 | 9 | 12 | 14 | 14 | 7 | 6 | 9 | 80 | 11.2 | 3 | |
| | | Q | M | | | | | | | | | | | | | | | | | | | | | | |
| | | Q | F | 1 | | | | | | 4 | 2 | 1 | 6 | 9 | 6 | 10 | 12 | 5 | 5 | 4 | 4 | 65 | 10.7 | 2 | |
| | | NQ | M | | | | 1 | 6 | 13 | 18 | 36 | 42 | 66 | 55 | 34 | 13 | 11 | 9 | 1 | 1 | 306 | 9.4 | 14 | | |
| | | NQ | F | | | 2 | | | | 2 | | 3 | 6 | 10 | 3 | 8 | 6 | 4 | 4 | 2 | 2 | 52 | 10.1 | 3 | |
| | | Total | | 1 | | 2 | | 1 | 6 | 15 | 23 | 43 | 52 | 90 | 76 | 57 | 41 | 41 | 25 | 14 | 16 | 503 | 9.9 | 22 | |
| 435 | TRANSIENT CEREBRAL ISCHEMIA | | | | | | | | | | | | 1 | 2 | 1 | 4 | 1 | 3 | 4 | 1 | 1 | 18 | 5.2 | | |
| | | Q | M | | | | | | | | | | | | | | | | | | | | | | |
| | | Q | F | | | | | | | 1 | 3 | 1 | 4 | 4 | 3 | 6 | | | | 1 | | 23 | 5.1 | | |
| | | NQ | M | | | | 1 | 1 | 3 | 1 | 8 | 10 | 16 | 4 | 3 | 2 | 1 | 3 | | | | 53 | 2.8 | | |
| | | NQ | F | | | | | | 1 | 1 | 2 | 3 | 2 | 2 | 4 | 2 | 2 | | | | | 19 | 4.2 | | |
| | | Total | | | | | 1 | 1 | 4 | 3 | 13 | 15 | 24 | 11 | 14 | 11 | 6 | 7 | 2 | 1 | 113 | 3.9 | | | |
| 436 | ACUTE BUT ILL-DEFINED CEREBROVASCULAR DIS. | | | | | | | | | | | | | 3 | | | | | | | | 3 | 10.0 | | |
| | | NQ | M | | | | | | | | | | | | | | | | | | | | | | |
| | | NQ | F | | | | | | | | | | | | | | 1 | | | | | 1 | 6.0 | | |
| | | Total | | | | | | | | | | | | | | 3 | 1 | | | | | 4 | 9.0 | | |
| 437 | OTH & ILL-DEFINED CEREBROVASCULAR DISEASE | | | 1 | | | | | | | | | | | | | | | | | | 1 | 6.0 | 1 | |
| | | Q | M | | | | | | | | | | | | | | | | | | | | | | |
| | | Q | F | | | | | | | | | | | 1 | | | | | | | | | 1 | 3.0 | |
| | | NQ | M | | | | | | | 1 | 1 | 1 | 2 | | | | | | | | | 5 | 8.0 | | |
| | | NQ | F | | | | | | 1 | | | 2 | | | | | | | | | | 3 | 6.0 | | |
| | | Total | | 1 | | | | | | 1 | 1 | 1 | 3 | 3 | | | | | | | | 10 | 6.7 | 1 | |
| | Total of Sub Group (430-438) | | | 8 | 1 | 3 | 2 | 4 | 13 | 29 | 44 | 80 | 100 | 148 | 109 | 86 | 62 | 59 | 39 | 25 | 18 | 830 | 13.2 | 64 | |

| ICD 9 CODE | DISCHARGE DIAGNOSIS | NAT | SEX | 0-4 | 5-9 | 10-14 | 15-19 | 20-24 | 25-29 | 30-34 | 35-39 | 40-44 | 45-49 | 50-54 | 55-59 | 60-64 | 65-69 | 70-74 | 75-79 | 80-84 | 85+ | SUM | AVG LOS | NO. OF DEATHS | |
|------------------|---|--------------|-----|-----------|----------|----------|-------|----------|----------|-----------|----------|----------|----------|----------|-----------|----------|----------|----------|----------|----------|-----|------------|-------------|------------------|---|
| | | | | | | | | | | | | | | | | | | | | | | | | | |
| (440-448) | DISEASE OF ARTERIES,ARTERIOLES,&CAPILLARIES | | | | | | | | | | | | | | | | | | | | | | | | |
| 440 | ATHEROSCLEROSIS | | | | | | | | | | | | | 1 | 1 | | 1 | | | 1 | | | 4 | 29.0 | 1 |
| | | Q | F | | | | | | | | | | | | | | | | | | | | | | |
| | | NQ | M | 1 | | | | | | 1 | | 2 | 1 | | 4 | 1 | | | | 1 | | | 11 | 9.3 | |
| | | NQ | F | | | | | | | | | | | | | | | | 1 | | | | 1 | 21.0 | |
| | | Total | | 1 | | | | | | 1 | | 2 | 2 | | 5 | 1 | 1 | | 1 | 2 | | 16 | 14.9 | 1 | |
| 441 | AORTIC ANEURYSM | | | | | | | | | | | | | | 1 | | 2 | | 1 | | | | 4 | 12.3 | 1 |
| | | Q | M | | | | | | | | | | | | | | | | | | | | | | |
| | | NQ | M | | | 1 | | | | | 1 | 1 | | 5 | 2 | | | | | | | | 10 | 9.6 | 1 |
| | | Total | | | | 1 | | | | | 1 | 1 | | 6 | 2 | 2 | | | 1 | | | 14 | 10.4 | 2 | |
| 442 | OTHER ANEURYSM | | | | | | | | | | | | | | | | | | | | | | | | |
| | | Q | M | | | | | | | 1 | | | | | | | | | | | | | 1 | 11.0 | |
| 443 | OTH PERIPH VASCULAR DIS | | | | | | | | | | | | | | | | | | | | | | | | |
| | | Q | M | | | | | | | | | 1 | | | | 1 | | | | 1 | | | 3 | 3.3 | |
| | | NQ | M | | | | | | 1 | 1 | 1 | | | 1 | | | 1 | | | | | | 5 | 7.2 | |
| | | Total | | | | | | | 1 | 1 | 1 | 1 | | 1 | | 1 | 1 | | | 1 | | 8 | 5.8 | | |
| 444 | ARTERIAL EMBOLISM & THROMBOSIS | | | | | | | | | | | | | | | 1 | 1 | | | 1 | | | 3 | 15.3 | |
| | | Q | M | | | | | | | | | | | | | | | | | | | | | | |
| | | Q | F | | | | | | | | | | | | | | | | 1 | 1 | | | 2 | 20.5 | 1 |
| | | NQ | M | | | | | | 1 | 1 | 1 | | 2 | 2 | 2 | | 1 | | | | | | 8 | 10.3 | |
| | | NQ | F | | | | | | | | | | | | | | | | 1 | | | | 1 | 5.0 | |
| | | Total | | | | | | | 1 | 2 | 2 | 2 | | 2 | 2 | 2 | 1 | | 2 | 2 | | 14 | 12.4 | 1 | |
| 445 | ATHEROEMBOLISM | | | | | | | | | | | | | | | | | | | | | | | | |
| | | Q | M | | | | | | | | | | | | | | | | | 1 | | | 1 | 9.0 | |
| 446 | POLYARTERITIS NODOSA & ALLIED COND. | | | | | | | | | | | | | | | | | | | | | | | | |
| | | Q | M | 4 | 1 | | | | | | | | | | | | | | | 1 | | | 6 | 8.0 | 1 |
| | | Q | F | 3 | 2 | | | | 1 | 7 | | | 1 | | | | | | | | | | 14 | 5.9 | |
| | | NQ | M | 6 | 1 | | | | 1 | | | | | 1 | 3 | | | | | 1 | | | 13 | 4.8 | 1 |
| | | NQ | F | 1 | 2 | | | | | | | | 2 | 3 | | | | | | | | | 8 | 6.9 | |
| | | Total | | 14 | 6 | | | | 2 | 7 | | | 3 | 4 | 3 | | | | 1 | 1 | | 41 | 6.0 | 2 | |
| 447 | OTHER DISORDERS OF ARTERIES & ARTERIOLES | | | | | | | | | | | | | | | 1 | | | | | | | 1 | 5.0 | |
| | | Q | M | | | | | | | | | 1 | | | 1 | | | | | | | | 2 | 4.0 | |
| | | Q | F | | | | | | | | | | | | | | | | | | | | | | |
| | | NQ | M | | | | | 1 | | 1 | | | | | 1 | | | | | | | | 3 | 4.3 | |
| | | NQ | F | | | | | | 1 | 1 | | | | | | | 1 | | | | | | 3 | 5.0 | |
| | | Total | | | | | | 1 | 1 | 2 | 1 | | | 1 | 1 | 2 | | | | | | 9 | 4.6 | | |
| | Total of Sub Group (440-448) | | | 15 | 6 | 1 | | 1 | 4 | 13 | 2 | 6 | 8 | 8 | 15 | 8 | 5 | 1 | 6 | 5 | | 104 | 8.8 | 6 | |
| (451-459) | DIS. OF VEINS&LYMPHATICS,&OTH DIS. OF CIRCULATORY SYSTEM | | | | | | | | | | | | | | | | | | | | | | | | |
| 451 | PHLEBITIS & THROMBOPHLEBITIS | | | | | | | | | | | | | 3 | 1 | 1 | | 1 | | | | | 6 | 7.0 | |
| | | NQ | M | | | | | | | | | | | | | | | | | | | | | | |
| | | NQ | F | | | | | | | | 1 | | | | | | | | | | | | 1 | 2.0 | |
| | | Total | | | | | | | | | 1 | | | 3 | 1 | 1 | | 1 | | | | 7 | 6.3 | | |

| ICD 9 CODE | DISCHARGE DIAGNOSIS | NAT SEX | AGE GROUP | | | | | | | | | | | | | | | | | AVG LOS | NO. OF DEATHS | | | |
|------------|--|-------------------------------------|-----------|----------|----------|----------|-----------|-----------|-----------|-----------|-----------|-----------|-----------|-----------|----------|----------|-----------|----------|----------|----------|---------------|------------|----------|---|
| | | | 0-4 | 5-9 | 10-14 | 15-19 | 20-24 | 25-29 | 30-34 | 35-39 | 40-44 | 45-49 | 50-54 | 55-59 | 60-64 | 65-69 | 70-74 | 75-79 | 80-84 | | | 85+ | SUM | |
| 452 | PORTAL VEIN THROMBOSIS | Q F | | | | | | | | | | | | | 1 | | | | | | 1 | 8.0 | | |
| | | NQ M | | | | | 1 | 1 | 1 | | | | 1 | | 1 | | | | | | | 5 | 7.6 | |
| | | Total | | | | | 1 | 1 | 1 | | | | 1 | | 1 | | | | | | | 6 | 7.7 | |
| | | | | | | | | | | | | | | | | | | | | | | | | |
| 453 | BUDD-CHIARI SYNDROME | Q M | | | | | 1 | | 1 | 1 | 1 | | | | | | | | 1 | | 6 | 6.3 | | |
| | | Q F | | | | 1 | | 2 | 1 | 4 | 1 | 4 | 2 | 1 | | 1 | | | | | | 17 | 6.2 | |
| | | NQ M | | | | | 4 | 10 | 5 | 6 | 1 | 7 | 9 | 2 | 2 | 4 | 2 | | | | | 52 | 7.3 | |
| | | NQ F | | | | | 1 | 1 | 3 | 1 | 2 | 4 | 2 | 2 | 1 | 1 | | | | | | 18 | 6.4 | |
| | | Total | | | | 1 | 6 | 13 | 10 | 12 | 5 | 15 | 13 | 6 | 3 | 6 | 2 | | | 1 | | 93 | 6.9 | |
| | | | | | | | | | | | | | | | | | | | | | | | | |
| 454 | VARICOSE VEINS OF LOWER EXTREMITIES | NQ M | | | | | | | 2 | 2 | 2 | | | | | | | | | | 6 | 2.3 | | |
| | | NQ F | | | | | | | | 1 | | | | | | | | | | | | 1 | 2.0 | |
| | | Total | | | | | | | | 3 | 2 | 2 | | | | | | | | | | 7 | 2.3 | |
| | | | | | | | | | | | | | | | | | | | | | | | | |
| 455 | HEMORRHOIDS | Q M | | | | 1 | 2 | 1 | 1 | 1 | | 2 | 2 | 1 | | | | 2 | 1 | | | 14 | 4.1 | |
| | | Q F | | | | | | | | | 2 | | | 1 | | 1 | | 3 | | | | 7 | 10.0 | 1 |
| | | NQ M | | | | | 2 | 8 | 8 | 14 | 13 | 3 | 10 | 2 | | | 1 | | | | | 61 | 4.1 | |
| | | NQ F | | | | | | 1 | 1 | 3 | 3 | 1 | 3 | | | | | | | | | 12 | 2.8 | |
| | | Total | | | | 1 | 4 | 10 | 10 | 20 | 16 | 6 | 16 | 3 | 1 | | 6 | 1 | | | | 94 | 4.4 | 1 |
| | | | | | | | | | | | | | | | | | | | | | | | | |
| 456 | VARICOSE VEINS OF OTHER SITES | Q M | 1 | | | 1 | | 1 | 2 | | | 1 | | | | | 1 | | | | 7 | 2.6 | | |
| | | NQ M | | | | | 2 | 6 | 5 | 2 | 1 | 3 | | 2 | | | | | | | | 21 | 2.6 | 1 |
| | | NQ F | | | | | | | | | 1 | | | | | | | | | | | 1 | 2.0 | |
| | | Total | 1 | | | 1 | 2 | 7 | 7 | 3 | 1 | 4 | | 2 | | | | 1 | | | | 29 | 2.6 | 1 |
| 457 | NONINFECTIVE DISORDERS OF LYMPHATIC CHANNELS | Q F | | | | | | 1 | | | | | 1 | | | | | | | | 2 | 11.5 | | |
| | | NQ M | | | | | 1 | | | | | | | | | | | | | | | 1 | 3.0 | |
| | | Total | | | | | 1 | 1 | | | | | | 1 | | | | | | | | 3 | 8.7 | |
| 458 | HYPOTENSION | Q M | | 1 | 1 | | | | | | | | | | 1 | | 1 | 2 | | 1 | 7 | 2.4 | | |
| | | Q F | | | | | | | | | | | 1 | | | 1 | | 1 | | | | 3 | 3.0 | |
| | | NQ M | | | | | | | 1 | | 1 | 1 | | | 1 | | 1 | 1 | 1 | | | 7 | 7.0 | 2 |
| | | NQ F | | | | | | | | | 1 | | | 1 | 1 | | | | | | | 3 | 4.7 | |
| | | Total | | 1 | 1 | | | | 1 | | 2 | 1 | 1 | 1 | 1 | 2 | 2 | 2 | 4 | 1 | 1 | 20 | 4.5 | 2 |
| | | | | | | | | | | | | | | | | | | | | | | | | |
| 459 | OTH. DISORDERS OF CIRCULATORY SYSTEM | Q M | 1 | | | | | | | | | | | | | | | | | | 1 | 4.0 | | |
| | | Q F | | | | | | | | | | | 1 | | | | | | | | | 1 | 4.0 | |
| | | NQ F | | | | | | | | | 1 | 1 | | | | | | | | | | 2 | 5.5 | |
| | | Total | 1 | | | | | | | | 1 | 1 | 1 | | | | | | | | | 4 | 4.8 | |
| | | Total of Sub Group (451-459) | 2 | 1 | 1 | 3 | 14 | 32 | 32 | 38 | 27 | 31 | 33 | 14 | 7 | 9 | 11 | 5 | 2 | 1 | 263 | 5.2 | 4 | |

Total of Major Group (390-459)

| | | | | | | | | | | | | | | | | | | | | |
|----|----|----|----|----|-----|-----|-----|-----|-----|-----|-----|-----|-----|-----|-----|-----|----|------|-----|-----|
| 51 | 28 | 19 | 32 | 57 | 110 | 183 | 303 | 487 | 661 | 900 | 684 | 504 | 386 | 270 | 221 | 114 | 73 | 5083 | 6.8 | 189 |
|----|----|----|----|----|-----|-----|-----|-----|-----|-----|-----|-----|-----|-----|-----|-----|----|------|-----|-----|

(460-519) CHAPTER VIII:DISEASES OF THE RESPIRATORY SYSTEM

(460-466) ACUTE RESPIRATORY INFECTIONS

| | | | | | | | | | | | | | | | | | | | | | | | | | | | |
|-------------------------------------|--|----|--------------|------------|-----------|----------|----------|-----------|-----------|-----------|-----------|----------|----------|----------|----------|----------|----------|----------|----------|----------|---|------------|------------|------------|------------|------------|--|
| 461 | ACUTE SINUSITIS | | | 1 | | | | | | | | | | | | | | | | | | 1 | 7.0 | | | | |
| 462 | ACUTE PHARYNGITIS | Q | F | | | | | | | | | | | | | | | | | | | | 6 | 3.7 | | | |
| | | Q | M | 5 | 1 | | | | | | | | | | | | | | | | | | | 1 | 3.0 | | |
| | | Q | F | | 1 | | | | | | | | | | | | | | | | | | | | | | |
| | | NQ | M | 2 | | | | 2 | | 1 | 1 | | | | | | | | | | | | | 6 | 2.8 | | |
| | | NQ | F | 3 | 1 | 1 | | | | | | | | | | | | | | | | | | | 5 | 3.4 | |
| | Total | | | 10 | 3 | 1 | | 2 | | 1 | 1 | | | | | | | | | | | | 18 | 3.3 | | | |
| 463 | ACUTE TONSILLITIS | Q | M | 1 | | 3 | 1 | 3 | 2 | 2 | 1 | | | | | | | | | | | | | 13 | 3.2 | | |
| | | Q | F | | | 1 | 1 | | 1 | 2 | | 1 | | | 1 | | | | | | | | | | 7 | 3.0 | |
| | | NQ | M | 6 | | | | 1 | 3 | 2 | 1 | 1 | | | | | | | | | | | | | 14 | 3.1 | |
| | | NQ | F | 2 | | 1 | | 6 | | 1 | | | | 1 | | | | | | | | | | | 11 | 2.7 | |
| | | | Total | | | 9 | | 5 | 2 | 10 | 6 | 7 | 2 | 2 | 1 | 1 | | | | | | | | | 45 | 3.0 | |
| 464 | ACUTE LARYNGITIS/TRACHEITIS | Q | M | 1 | 1 | | | | 1 | 1 | | | | | | | | | | | | | | 4 | 6.8 | | |
| | | Q | F | 3 | | | | | | | | 1 | | | | | | | | | | | | | 4 | 3.0 | |
| | | NQ | M | 1 | | | | 2 | 1 | 2 | | | | | | | | | | | | | | | 6 | 8.7 | |
| | | NQ | F | 2 | | | | | | | | 1 | | | | 1 | | | | | | | | | 4 | 7.8 | |
| | | | Total | | | 7 | 1 | | | 3 | 2 | 2 | 2 | | | 1 | | | | | | | | | 18 | 6.8 | |
| 465 | ACUTE UPPER RESPIRATORY INFEC. OF MULTIPLE/UNSP. SITES | Q | M | 19 | 1 | 1 | 1 | 1 | | | 1 | 1 | | | 1 | | | 1 | 2 | | 1 | | | 30 | 4.1 | | |
| | | Q | F | 9 | | | 2 | 14 | 9 | 12 | 4 | 1 | | | | | | | | | 1 | 1 | | | 53 | 2.8 | |
| | | NQ | M | 7 | 2 | 1 | | 1 | 1 | 4 | | | 1 | 1 | 2 | | | | | | | | | | 20 | 4.1 | |
| | | NQ | F | 5 | 2 | | 3 | 3 | 11 | 7 | 3 | | | | | | | | | | | | | | 34 | 2.6 | |
| | | | Total | 40 | 5 | 2 | 6 | 19 | 21 | 23 | 8 | 2 | 1 | 2 | 2 | | 1 | 2 | 1 | 2 | | | | | 137 | 3.2 | |
| 466 | ACUTE BRONCHITIS/BRONCHIOLITIS | Q | M | 151 | 1 | | | | | | | | | | | | 1 | | | | | | 1 | 154 | 7.6 | | |
| | | Q | F | 94 | | | | | | | | | | 2 | | | | | | | | | | | 96 | 6.5 | |
| | | NQ | M | 116 | | | | 1 | | | 1 | 1 | | | | | 1 | | | | | | | | 120 | 9.2 | |
| | | NQ | F | 59 | | | | 2 | | 2 | | 1 | | | 1 | | | | | | | | | | 65 | 6.0 | |
| | | | Total | 420 | 1 | | | 3 | | 2 | 1 | 2 | 2 | 1 | 1 | 1 | 1 | | | | | 1 | | | 435 | 7.6 | |
| Total of Sub Group (460-466) | | | | 486 | 10 | 9 | 8 | 29 | 35 | 32 | 15 | 8 | 4 | 5 | 4 | 1 | 2 | 2 | 1 | 3 | | 654 | 6.2 | | | | |

(470-478) OTHER DIS. OF THE UPPER RESPIRATORY TRACT

470 DEFLECTED NASAL SEPTUM

| | | | | | | | | | | | | | | | | | | | | | | | | |
|--------------|---|----------|--|----------|-----------|-----------|-----------|-----------|-----------|----------|-----------|----------|----------|----------|--|--|--|--|--|--|--|------------|------------|-----|
| Q | M | | | | 13 | 17 | 10 | 7 | 7 | | | | 1 | | | | | | | | | | 55 | 2.0 |
| Q | F | | | 1 | 10 | 4 | 6 | 1 | 1 | 2 | | | | | | | | | | | | | 25 | 2.5 |
| NQ | M | 1 | | | 5 | 22 | 22 | 18 | 12 | 4 | 10 | 3 | 3 | 1 | | | | | | | | | 101 | 2.2 |
| NQ | F | | | | 3 | 1 | 2 | 2 | | | 3 | | 2 | | | | | | | | | | 13 | 2.2 |
| Total | | 1 | | 1 | 31 | 44 | 40 | 28 | 20 | 9 | 11 | 5 | 3 | 1 | | | | | | | | 194 | 2.2 | |

471 NASAL POLYPS

| | | | | | | | | | | | | | | | | | | | | | | | | |
|--------------|---|----------|--|----------|----------|----------|----------|----------|----------|----------|-----------|----------|----------|----------|--|--|--|--|--|--|--|-----------|------------|-----|
| Q | M | | | | 1 | | | 1 | 2 | | | 2 | | | | | | | | | | | 6 | 2.5 |
| Q | F | | | 1 | | 1 | | 1 | 2 | | | | 1 | | | | | | | | | | 6 | 1.8 |
| NQ | M | 1 | | | 1 | 2 | 2 | 7 | 1 | 6 | 6 | 3 | 4 | 1 | | | | | | | | | 34 | 2.4 |
| NQ | F | | | 1 | 1 | | 1 | | | | 2 | 3 | | | | | | | | | | | 8 | 2.4 |
| Total | | 1 | | 2 | 3 | 3 | 3 | 9 | 5 | 8 | 11 | 4 | 4 | 1 | | | | | | | | 54 | 2.4 | |

472 CHRONIC PHARYNGITIS AND NASOPHARYNGITIS

| | | | | | | | | | | | | | | | | | | | | | | | | |
|---|---|--|--|--|--|--|--|--|--|--|--|--|--|--|--|---|--|--|--|--|--|--|---|------|
| Q | M | | | | | | | | | | | | | | | 1 | | | | | | | 1 | 10.0 |
|---|---|--|--|--|--|--|--|--|--|--|--|--|--|--|--|---|--|--|--|--|--|--|---|------|

473 CHRONIC SINUSITIS

| | | | | | | | | | | | | | | | | | | | | | | | | |
|--------------|---|----------|--|----------|----------|----------|--|----------|----------|----------|----------|----------|---|--|--|--|----------|--|--|--|--|-----------|------------|-----|
| Q | M | 2 | | 1 | | | | | | 1 | | | | | | | 1 | | | | | | 5 | 2.6 |
| Q | F | | | | | | | | | 1 | 1 | | 1 | | | | | | | | | | 3 | 2.7 |
| NQ | M | | | | 1 | 1 | | 2 | 3 | 1 | 1 | 1 | | | | | | | | | | | 10 | 3.4 |
| NQ | F | 1 | | | | | | 2 | | 4 | | 2 | | | | | | | | | | | 9 | 3.9 |
| Total | | 3 | | 1 | 1 | 1 | | 4 | 5 | 6 | 1 | 4 | | | | | 1 | | | | | 27 | 3.3 | |

474 CHRONIC DIS. OF TONSILS & ADENOIDS

| | | | | | | | | | | | | | | | | | | | | | | | | |
|--------------|---|------------|------------|-----------|-----------|-----------|-----------|-----------|----------|----------|--|----------|---|--|--|--|--|--|--|--|--|------------|------------|-----|
| Q | M | 69 | 55 | 17 | 2 | 6 | 5 | 4 | 2 | | | | | | | | | | | | | | 160 | 1.9 |
| Q | F | 33 | 44 | 19 | 8 | 7 | 7 | 6 | | | | | 1 | | | | | | | | | | 125 | 1.9 |
| NQ | M | 63 | 77 | 11 | 7 | 14 | 6 | 8 | 5 | 3 | | 1 | | | | | | | | | | | 195 | 2.0 |
| NQ | F | 35 | 44 | 13 | 12 | 8 | 6 | 4 | 2 | 1 | | | | | | | | | | | | | 125 | 2.0 |
| Total | | 200 | 220 | 60 | 29 | 35 | 24 | 22 | 9 | 4 | | 2 | | | | | | | | | | 605 | 2.0 | |

475 PERITONSILLAR ABSCESS

| | | | | | | | | | | | | | | | | | | | | | | | | |
|--------------|---|----------|----------|----------|----------|----------|----------|----------|----------|----------|----------|----------|----------|--|--|--|----------|--|--|--|--|-----------|------------|-----|
| Q | M | | | | 1 | 1 | | | | | | | 1 | | | | 1 | | | | | | 4 | 3.0 |
| Q | F | | 3 | | | 1 | | 1 | | | | | | | | | | | | | | | 5 | 3.2 |
| NQ | M | | | | 3 | 1 | 4 | 3 | 3 | 4 | 2 | 3 | 2 | | | | | | | | | | 25 | 3.0 |
| NQ | F | | | 1 | | 3 | 2 | | 1 | | | | | | | | | | | | | | 7 | 2.6 |
| Total | | 3 | 1 | 4 | 6 | 6 | 4 | 4 | 4 | 4 | 2 | 4 | 2 | | | | 1 | | | | | 41 | 2.9 | |

477 ALLERGIC RHINITIS

| | | | | | | | | | | | | | | | | | | | | | | | | |
|--------------|---|----------|---|--|--|--|--|----------|--|----------|----------|----------|--|--|--|--|--|--|--|--|--|--|----------|------------|
| Q | M | | 1 | | | | | | | 1 | | | | | | | | | | | | | 2 | 1.5 |
| NQ | M | | | | | | | 2 | | 1 | 2 | 1 | | | | | | | | | | | 6 | 2.0 |
| Total | | 1 | | | | | | 2 | | 2 | 2 | 1 | | | | | | | | | | | 8 | 1.9 |

| ICD 9 CODE | DISCHARGE DIAGNOSIS | NAT | SEX | 0-4 | 5-9 | 10-14 | 15-19 | 20-24 | 25-29 | 30-34 | 35-39 | 40-44 | 45-49 | 50-54 | 55-59 | 60-64 | 65-69 | 70-74 | 75-79 | 80-84 | 85+ | SUM | AVG LOS | NO. OF DEATHS |
|------------|---|--------------|-----|------------|------------|-----------|-----------|-----------|-----------|-----------|-----------|-----------|-----------|-----------|-----------|-----------|-----------|-----------|-----------|-----------|-----------|------------|-------------|---------------|
| 478 | OTH. DIS. OF UPPER RESPIRATORY TRACT | | | | | | | | | | | | | | | | | | | | | | | |
| | | Q | M | | 1 | 1 | 2 | 1 | 1 | 1 | | | | | | | | | | | | | 7 | 2.9 |
| | | Q | F | 1 | 1 | | | 1 | | | | | 1 | 1 | 1 | 1 | | | | | | | 7 | 5.4 |
| | | NQ | M | 3 | 1 | 1 | 1 | 3 | 7 | 6 | 9 | 4 | 3 | 7 | 3 | | | | | | | | 48 | 4.7 |
| | | NQ | F | | | | | 1 | 1 | | | | | 1 | 1 | 1 | | | | | | | 5 | 3.4 |
| | | Total | | 4 | 3 | 2 | 3 | 6 | 9 | 7 | 9 | 4 | 4 | 9 | 5 | 2 | | | | | | 67 | 4.5 | |
| | Total of Sub Group (470-478) | | | 209 | 227 | 67 | 71 | 95 | 82 | 76 | 52 | 37 | 31 | 29 | 14 | 5 | 2 | | | | | 997 | 2.3 | |
| (480-487) | PNEUMONIA & INFLUENZA | | | | | | | | | | | | | | | | | | | | | | | |
| 480 | VIRAL PNEUMONIA | | | | | | | | | | | | | | | | | | | | | | | |
| | | NQ | F | | 1 | | | | | | | | | | | | | | | | | | 1 | 6.0 |
| 481 | PNEUMOCOCCAL PNEUMONIA | | | | | | | | | | | | | | | | | | | | | | | |
| | | Q | M | 1 | | | | | | | | | | | | | 1 | 4 | | | | | 6 | 6.5 |
| | | Q | F | | 1 | | | | | | | | | | | | | | | | | | 1 | 3.0 |
| | | NQ | M | 1 | | | | | 2 | 1 | | 4 | 2 | | | 1 | 1 | 1 | | | | | 13 | 12.8 |
| | | NQ | F | | | | | | 1 | | 1 | | 1 | | | 1 | | | | | | | 4 | 7.3 |
| | | Total | | 2 | 1 | | | | 3 | 1 | 1 | 4 | 3 | | 1 | 1 | 2 | 5 | | | | 24 | 9.9 | 1 |
| 482 | OTH BACTERIAL PNEUMONIA | | | | | | | | | | | | | | | | | | | | | | | |
| | | Q | M | | | | | | | | 1 | | | 1 | | | | | | | | | 2 | 8.0 |
| | | Q | F | | | | | | | | | | | | 2 | 2 | 1 | | | | 1 | | 6 | 17.3 |
| | | NQ | M | | | | | 1 | | 1 | 1 | 3 | 1 | 2 | | | | | | | | | 9 | 23.4 |
| | | NQ | F | | | | | | | | | | | 1 | | | | | | | | | 1 | 9.0 |
| | | Total | | | | | | 1 | | 1 | 2 | 3 | 1 | 4 | 2 | 2 | 1 | | | | 1 | 18 | 18.9 | |
| 483 | PNEUMONIA DUE TO OTHER SPECIFIED ORGANISM | | | | | | | | | | | | | | | | | | | | | | | |
| | | Q | M | | 1 | 1 | | | | | | | | | 1 | | | | | | | | 3 | 4.7 |
| | | Q | F | | 2 | | | | | | 1 | | | | | | | | | | | | 3 | 5.7 |
| | | NQ | M | | 1 | 1 | | | 1 | 1 | | 1 | | | | | | | | | | | 5 | 18.8 |
| | | NQ | F | | 1 | | | 1 | | | | 1 | | | | | | | | | | | 3 | 4.7 |
| | | Total | | 5 | 2 | | | 1 | 1 | 1 | 1 | 2 | | | 1 | | | | | | | 14 | 9.9 | |
| 484 | PNEUMONIA IN INFECTIOUS DISEASES | | | | | | | | | | | | | | | | | | | | | | | |
| | | NQ | M | | | | | | 1 | | | | 1 | | | | | | | | | | 2 | 71.0 |
| 485 | BRONCHOPNEUMONIA ORG UNSPECIFIED | | | | | | | | | | | | | | | | | | | | | | | |
| | | Q | M | 5 | 1 | | | | | | | 2 | | | | | | | | | | | 8 | 4.9 |
| | | Q | F | 2 | | 1 | | | | | | | | | | | 1 | | 1 | | | 1 | 6 | 7.8 |
| | | NQ | M | 1 | | | | 1 | | | | | 1 | 1 | 1 | | | | | | | | 5 | 4.8 |
| | | NQ | F | 5 | | | | | | | | | | | | | | | | | | | 5 | 5.4 |
| | | Total | | 13 | 1 | 1 | | 1 | | | | 2 | 1 | 1 | 1 | | 1 | | 1 | | 1 | 24 | 5.7 | |
| 486 | PNEUMONIA, ORGANISM UNSPECIFIED | | | | | | | | | | | | | | | | | | | | | | | |
| | | Q | M | 22 | 11 | 2 | 2 | 2 | 2 | | 3 | 4 | 3 | 5 | 6 | 8 | 10 | 12 | 8 | 10 | 8 | 118 | 11.2 | 9 |
| | | Q | F | 20 | 10 | 6 | 6 | 1 | 2 | 2 | 2 | 3 | 2 | 5 | 2 | 6 | 17 | 10 | 13 | 3 | 2 | 112 | 10.9 | 4 |
| | | NQ | M | 18 | 8 | 3 | 3 | 18 | 13 | 13 | 18 | 18 | 17 | 18 | 18 | 16 | 8 | 6 | 5 | 2 | 3 | 205 | 7.8 | 8 |
| | | NQ | F | 24 | 6 | 1 | 5 | 4 | 4 | 1 | 4 | 1 | 1 | 7 | 5 | 4 | | 2 | 6 | 1 | 2 | 78 | 8.6 | 3 |
| | | Total | | 84 | 35 | 12 | 16 | 25 | 21 | 16 | 27 | 26 | 23 | 35 | 31 | 34 | 35 | 30 | 32 | 16 | 15 | 513 | 9.4 | 24 |

| ICD 9 CODE | DISCHARGE DIAGNOSIS | NAT | SEX | AGE | | | | | | | | | | | | | | | | | SUM | AVG LOS | NO. OF DEATHS | | | | | |
|-------------------------------------|--|-----|--------------|-----|------------|-----------|-----------|-----------|-----------|-----------|-----------|-----------|-----------|-----------|-----------|-----------|-----------|-----------|-----------|-----------|-----------|------------|------------------|-------------|-----------|---|-----|--|
| | | | | 0-4 | 5-9 | 10-14 | 15-19 | 20-24 | 25-29 | 30-34 | 35-39 | 40-44 | 45-49 | 50-54 | 55-59 | 60-64 | 65-69 | 70-74 | 75-79 | 80-84 | | | | 85+ | | | | |
| 487 | INFLUENZA | | NQ | M | | | | | | | | 1 | | | | | | | | | | | | | | 1 | 1.0 | |
| Total of Sub Group (480-487) | | | | | 99 | 43 | 15 | 16 | 28 | 26 | 20 | 31 | 37 | 29 | 40 | 36 | 37 | 39 | 35 | 33 | 17 | 16 | 597 | 9.7 | 25 | | | |
| (490-496) | CHRONIC OBSTRUCTIVE PULMONARY DIS.&ALLIED COND. | | | | | | | | | | | | | | | | | | | | | | | | | | | |
| 490 | BRONCHITIS NOT SPECI. AS ACUTE OR CHRONIC | | Q | M | | | | | | | | | | | | | | | | | | 1 | 1 | 2 | 5.0 | | | |
| | | | NQ | M | 1 | | | | | | | | | 1 | | | | | | | | | | 2 | 3.0 | | | |
| | | | Total | | 1 | | | | | | | | | 1 | | | | | | | 1 | 1 | 4 | 4.0 | | | | |
| 491 | CHRONIC BRONCHITIS | | Q | M | 1 | | | | | | | | 1 | 2 | | 3 | 7 | 1 | 3 | 1 | | | 19 | 8.4 | | | | |
| | | | Q | F | | | | | | | | | | | 1 | 7 | 6 | 2 | 2 | | | | 18 | 7.7 | | | | |
| | | | NQ | M | | | | | | | 3 | | 6 | 1 | 4 | 2 | 4 | 2 | 1 | 1 | | | 24 | 5.8 | | | | |
| | | | NQ | F | | | | | | | | | | | | | 1 | 2 | 2 | 1 | | | 6 | 18.3 | 1 | | | |
| | | | Total | | 1 | | | | | | 3 | 1 | 8 | 2 | 14 | 16 | 9 | 9 | 3 | 1 | | 67 | 8.2 | 1 | | | | |
| 492 | EMPHYSEMA | | Q | M | | | 1 | | | | | | | | 1 | | | | | | | | 2 | 4.0 | | | | |
| | | | NQ | M | | | | 3 | | 1 | | | | | 1 | | | | | | 1 | | 6 | 9.8 | | | | |
| | | | NQ | F | 1 | | | | | | | | | | | | | | | | 1 | | 2 | 11.0 | | | | |
| | | | Total | | 1 | | 1 | 3 | | 1 | | | | | 2 | | | | | | | | 10 | 8.9 | | | | |
| 493 | ASTHMA | | Q | M | 44 | 13 | 4 | 3 | 2 | | | | | 1 | | 2 | | 3 | 2 | 3 | 1 | 1 | 79 | 7.8 | | | | |
| | | | Q | F | 26 | 11 | 1 | 1 | 5 | 2 | 4 | 2 | 1 | 3 | 3 | 4 | 3 | 5 | 5 | 2 | 1 | | | 79 | 7.4 | | | |
| | | | NQ | M | 23 | 4 | | | 1 | 2 | 2 | 2 | 8 | 3 | 4 | 5 | 2 | 1 | 2 | 1 | 2 | | | 62 | 5.4 | | | |
| | | | NQ | F | 13 | 3 | 1 | | 2 | 3 | 2 | 4 | 2 | 1 | 4 | 8 | 1 | 2 | 4 | 6 | 1 | 1 | | 58 | 4.7 | | | |
| | | | Total | | 106 | 31 | 6 | 4 | 10 | 7 | 8 | 8 | 11 | 8 | 11 | 19 | 6 | 11 | 13 | 12 | 5 | 2 | 278 | 6.5 | | | | |
| 494 | BRONCHIECTASIS | | Q | M | | | | | | | | 1 | | | | | | | | | | | 1 | 7.0 | | | | |
| | | | Q | F | | | 3 | | | | | | | | | 1 | | | | | | | 4 | 11.5 | | | | |
| | | | NQ | M | | | | 1 | 1 | | | | | | | | | | | | | | 2 | 5.0 | | | | |
| | | | NQ | F | | | 1 | | | | | 1 | | | | | | | | | | | 2 | 8.5 | | | | |
| | | | Total | | | | 4 | 1 | 1 | | 1 | 1 | | | | 1 | | | | | | | 9 | 8.9 | | | | |
| 495 | ALLERGIC ALVEOLITIS EXTRINSIC | | Q | F | | | | | | | | | | | | 1 | | | | | | | 1 | 16.0 | | | | |
| | | | NQ | M | | | | | | | | | | | | | | | 1 | | | | 1 | 9.0 | | | | |
| | | | Total | | | | | | | | | | | | | 1 | | | 1 | | | | 2 | 12.5 | | | | |
| 496 | CHRONIC AIRWAYS OBSTRUCTION, NEC | | Q | M | | | | | | | | | | | | 1 | 1 | | 1 | | | | 3 | 9.3 | | | | |
| | | | NQ | M | | | | | | | | | | 1 | 1 | 1 | | 1 | | | | | 4 | 8.0 | | | | |
| | | | NQ | F | | | | | | | | | | | | | 1 | | | | | | 1 | 4.0 | | | | |
| | | | Total | | | | | | | | | | | 1 | 1 | 1 | 2 | 2 | | 1 | | | 8 | 8.0 | | | | |
| Total of Sub Group (490-496) | | | | | 109 | 31 | 6 | 9 | 10 | 11 | 9 | 9 | 15 | 10 | 23 | 23 | 22 | 29 | 27 | 21 | 10 | 4 | 378 | 7.0 | 1 | | | |

(500-508) PNEUMOCONIOSES & OTH LUNG DIS.DUE TO EXTERNAL AGENTS

506 RESP. COND. DUE TO CHEMICAL FUMES & VAPOURS

| | | | | | | | | | | | | | | | | | | | | | | | | | | | |
|--------------|---|--|--|--|--|---|---|--|--|--|--|--|--|--|---|--|--|--|--|--|--|--|--|---|-----|-----|---|
| Q | F | | | | | | | | | | | | | | | | | | | | | | | 1 | 1.0 | | |
| NQ | M | | | | | 1 | 1 | | | | | | | | | | | | | | | | | | 2 | 5.0 | 1 |
| Total | | | | | | 1 | 1 | | | | | | | | 1 | | | | | | | | | 3 | 3.7 | 1 | |

507 PNEUMONITIS DUE TO SOLIDS & LIQUIDS

| | | | | | | | | | | | | | | | | | | | | | | | |
|--------------|---|----|---|---|---|---|---|---|--|---|---|---|---|---|----|----|----|----|----|-----|------|------|----|
| Q | M | 14 | 2 | 3 | 2 | | 1 | | | | | 1 | 2 | 2 | 1 | 14 | 7 | 13 | 23 | 14 | 99 | 23.1 | 15 |
| Q | F | 7 | | 2 | 1 | | | | | | 1 | | | | 2 | 10 | 14 | 21 | 11 | 14 | 83 | 33.1 | 25 |
| NQ | M | 11 | 4 | | | 1 | | 2 | | | | | | 2 | 2 | 4 | 6 | 9 | 2 | 6 | 49 | 21.6 | 12 |
| NQ | F | 9 | | 4 | | | | | | | | 1 | 1 | | 1 | 1 | 1 | | 3 | 5 | 26 | 29.4 | 9 |
| Total | | 41 | 6 | 9 | 3 | 1 | 1 | 2 | | 1 | 2 | 3 | 4 | 6 | 29 | 28 | 43 | 39 | 39 | 257 | 26.7 | 61 | |

Total of Sub Group (500-508)

| | | | | | | | | | | | | | | | | | | | | |
|-----------|----------|----------|----------|----------|----------|----------|--|----------|----------|----------|----------|----------|-----------|-----------|-----------|-----------|-----------|------------|-------------|-----------|
| 41 | 6 | 9 | 3 | 2 | 2 | 2 | | 1 | 2 | 3 | 5 | 6 | 29 | 28 | 43 | 39 | 39 | 260 | 26.4 | 62 |
|-----------|----------|----------|----------|----------|----------|----------|--|----------|----------|----------|----------|----------|-----------|-----------|-----------|-----------|-----------|------------|-------------|-----------|

(510-519) OTHER DISEASES OF RESPIRATORY SYSTEM

510 EMPYEMA

| | | | | | | | | | | | | | | | | | | | | | | | | | |
|--------------|---|--|--|--|--|---|---|---|---|---|---|---|--|---|--|--|--|--|--|--|--|--|----|------|--|
| Q | M | | | | | | | | | 1 | | | | | | | | | | | | | 1 | 30.0 | |
| Q | F | | | | | | | | | | | | | 1 | | | | | | | | | 1 | 43.0 | |
| NQ | M | | | | | 4 | 4 | 5 | 2 | | 1 | | | | | | | | | | | | 16 | 19.3 | |
| NQ | F | | | | | | 1 | | | | | | | | | | | | | | | | 1 | 6.0 | |
| Total | | | | | | 4 | 5 | 5 | 2 | 1 | 1 | 1 | | | | | | | | | | | 19 | 20.4 | |

511 PLEURISY

| | | | | | | | | | | | | | | | | | | | | | | | | | |
|--------------|---|--|---|--|--|---|---|---|---|---|---|---|---|---|---|---|---|---|---|--|--|--|----|------|--|
| Q | M | | | | | | | | | | | 1 | | | | 1 | 1 | | | | | | 4 | 11.8 | |
| Q | F | | | | | | 1 | 1 | | | | | 1 | 1 | 1 | | | | | | | | 5 | 7.2 | |
| NQ | M | | 1 | | | 2 | 5 | 3 | 4 | 2 | 3 | 4 | 1 | 1 | 1 | 1 | 2 | | | | | | 29 | 8.1 | |
| NQ | F | | | | | | | | 1 | | 1 | 1 | 1 | 1 | 1 | | | | 1 | | | | 7 | 8.7 | |
| Total | | | 1 | | | 2 | 6 | 4 | 5 | 2 | 5 | 6 | 3 | 3 | 2 | 3 | 2 | 1 | | | | | 45 | 8.4 | |

512 PNEUMOTHORAX

| | | | | | | | | | | | | | | | | | | | | | | | | | |
|--------------|---|--|--|---|---|----|----|---|---|---|---|---|---|---|---|---|---|---|--|---|--|--|----|-----|---|
| Q | M | | | 1 | 5 | 3 | 4 | 5 | | | | | 1 | | | | | | | | | | 21 | 8.6 | |
| NQ | M | | | | 2 | 8 | 5 | 4 | 5 | 3 | | | 1 | 1 | | | | | | | | | 29 | 7.0 | 1 |
| NQ | F | | | | 1 | | 1 | | | | | | | | | | | | | 1 | | | 3 | 7.7 | |
| Total | | | | 1 | 8 | 11 | 10 | 9 | 5 | 3 | 1 | 1 | 1 | 1 | 1 | 1 | 1 | 1 | | | | | 53 | 7.7 | 1 |

513 LUNG/MEDIASTINUM ABSCESS

| | | | | | | | | | | | | | | | | | | | | | | | | | |
|--------------|---|---|--|--|--|--|--|---|---|---|--|--|---|---|---|---|--|--|--|--|--|--|----|------|--|
| NQ | M | 1 | | | | | | | 1 | 1 | | | 2 | 1 | 1 | | | | | | | | 7 | 22.3 | |
| NQ | F | 1 | | | | | | 1 | | 1 | | | | | | | | | | | | | 4 | 17.0 | |
| Total | | 2 | | | | | | 1 | 1 | 2 | | | 2 | 1 | 1 | 1 | | | | | | | 11 | 20.4 | |

514 PULMONARY CONGESTION & HYPOSTASIS

| | | | | | | | | | | | | | | | | | | | | | | | | | |
|--------------|---|--|--|--|--|--|--|--|--|--|--|--|--|---|---|---|---|---|---|--|--|--|----|-----|--|
| Q | M | | | | | | | | | | | | | 1 | | | | | | | | | 2 | 1.5 | |
| Q | F | | | | | | | | | | | | | 2 | 1 | 1 | 2 | | | | | | 6 | 6.0 | |
| NQ | M | | | | | | | | | | | | | | | | 1 | 1 | 1 | | | | 3 | 5.3 | |
| Total | | | | | | | | | | | | | | 3 | 1 | 3 | 3 | 1 | | | | | 11 | 5.0 | |

| ICD 9 CODE | DISCHARGE DIAGNOSIS | NAT | SEX | 0-4 | 5-9 | 10-14 | 15-19 | 20-24 | 25-29 | 30-34 | 35-39 | 40-44 | 45-49 | 50-54 | 55-59 | 60-64 | 65-69 | 70-74 | 75-79 | 80-84 | 85+ | SUM | AVG LOS | NO. OF DEATHS | |
|------------|---|--------------|-----|------------|------------|------------|------------|------------|------------|------------|------------|------------|-----------|------------|------------|------------|------------|------------|------------|-----------|-----------|-------------|--------------|---------------|--|
| 515 | POSTINFLAMMATORY PULMONARY FIBROSIS | | | | | | | | | | | | | 1 | | | | | | | | 1 | 7.0 | | |
| | | Q | M | | | | | | | | | | | | | | | | | | | | 1 | 7.0 | |
| | | Q | F | | | | | | | | | | | | | | | 2 | 1 | 1 | | | 4 | 6.0 | |
| | | NQ | M | 1 | 9 | | 1 | | | | | | 2 | | 1 | | | | | | | | 14 | 9.7 | |
| | | NQ | F | | | | | | | | | | 1 | | | | | | | 1 | 1 | | 3 | 8.3 | |
| | | Total | | 1 | 9 | | 1 | | | | | | 3 | 1 | 1 | | | 2 | 2 | 2 | | 22 | 8.7 | | |
| 516 | OTH. ALVEOLAR & PARIETOALVEOLAR PNEUMONOPATHY | | | | | | | | | | | | | | | | | | | | | | 1 | 5.0 | |
| | | Q | M | 1 | | | | | | | | | | | | | | | | | | | 1 | 5.0 | |
| | | Q | F | | | | | | | | | | | | | | 1 | | | | | | 1 | 1.0 | |
| | | Total | | 1 | | | | | | | | | | | | | 1 | | | | | | 2 | 3.0 | |
| 518 | OTHER LUNG DISEASES | | | | | | | | | | | | | | | | | | | | | | | | |
| | | Q | M | 2 | 1 | 2 | | | 1 | | | 1 | | 3 | 2 | | 2 | 4 | 4 | 4 | 3 | 29 | 6.7 | 2 | |
| | | Q | F | 1 | | | 2 | 1 | | | 2 | 1 | 5 | 2 | 7 | 9 | 6 | 6 | 4 | 1 | 41 | 9.1 | | | |
| | | NQ | M | 4 | | | 1 | 6 | 1 | 3 | | 5 | 4 | 11 | 9 | 10 | 4 | 2 | 2 | | 63 | 29.7 | 7 | | |
| | | NQ | F | 1 | | | | 1 | | 2 | | 2 | | 1 | 5 | 2 | 3 | 4 | 3 | | 24 | 7.3 | 1 | | |
| | | Total | | 8 | 1 | 2 | 3 | 7 | 3 | 3 | 2 | 8 | 7 | 19 | 14 | 22 | 17 | 15 | 10 | 11 | 5 | 157 | 16.7 | 10 | |
| 519 | OTH. RESP. SYSTEM DISEASES | | | | | | | | | | | | | | | | | | | | | | | | |
| | | Q | M | 2 | 2 | | | | | | | | | | | | 1 | | | | | 5 | 580.2 | 1 | |
| | | Q | F | 2 | | | | | | | | | | | | | 3 | | 1 | | | 6 | 5.5 | | |
| | | NQ | M | | | | | 1 | | 1 | | | | | | | 1 | 1 | | | 1 | 5 | 5.4 | | |
| | | NQ | F | | | | | 1 | 2 | | | | | | | | | | | | 1 | 4 | 2.3 | | |
| | | Total | | 4 | 2 | | | 2 | 2 | 1 | | | | | | | 5 | 1 | 1 | | 2 | 20 | 148.5 | 1 | |
| | Total of Sub Group (510-519) | | | 16 | 13 | 3 | 12 | 24 | 27 | 24 | 17 | 14 | 19 | 32 | 21 | 30 | 28 | 23 | 16 | 14 | 7 | 340 | 21.3 | 12 | |
| | Total of Major Group (460-519) | | | 960 | 330 | 109 | 119 | 188 | 183 | 163 | 124 | 112 | 95 | 132 | 103 | 101 | 129 | 115 | 114 | 83 | 66 | 3226 | 9.0 | 100 | |

(520-579) CHAPTER IX: DISEASES OF THE DIGESTIVE SYSTEM

(520-529) DISEASE OF ORAL CAVITY, SALIVARY GLANDS & JAWS

520 DISORDERS OF TOOTH DEVELOPMENT & ERUPTION

| | | | | | | | | | | | | | | | | | | | | | | | | | |
|---|---|--|--|--|---|--|--|--|--|--|--|--|--|--|--|--|---|--|--|--|--|--|---|-----|--|
| Q | F | | | | 1 | | | | | | | | | | | | 1 | | | | | | 2 | 1.0 | |
|---|---|--|--|--|---|--|--|--|--|--|--|--|--|--|--|--|---|--|--|--|--|--|---|-----|--|

521 DIS. OF HARD TISSUE OF TEETH

| | | | | | | | | | | | | | | | | | | | | | | | | | |
|----|--------------|--|----------|----------|--|---|----------|--|--|--|----------|--|--|--|--|--|--|--|--|--|--|--|----------|------------|--|
| Q | M | | | 1 | | | | | | | | | | | | | | | | | | | 1 | 3.0 | |
| Q | F | | 1 | | | | | | | | 1 | | | | | | | | | | | | 2 | 4.0 | |
| NQ | M | | | | | 1 | | | | | | | | | | | | | | | | | 1 | 10.0 | |
| | Total | | 1 | 1 | | | 1 | | | | 1 | | | | | | | | | | | | 4 | 5.3 | |

522 DIS. OF PULP & PERIAPICAL TISSUES

| | | | | | | | | | | | | | | | | | | | | | | | | | |
|----|--------------|----------|----------|--|--|----------|--|--|--|--|--|--|--|--|--|--|--|--|--|--|--|--|----------|------------|--|
| Q | M | 1 | | | | 1 | | | | | | | | | | | | | | | | | 2 | 3.5 | |
| NQ | M | | 2 | | | | | | | | | | | | | | | | | | | | 2 | 2.5 | |
| | Total | 1 | 2 | | | 1 | | | | | | | | | | | | | | | | | 4 | 3.0 | |

| ICD 9 CODE | DISCHARGE DIAGNOSIS | NAT | SEX | 0-4 | 5-9 | 10-14 | 15-19 | 20-24 | 25-29 | 30-34 | 35-39 | 40-44 | 45-49 | 50-54 | 55-59 | 60-64 | 65-69 | 70-74 | 75-79 | 80-84 | 85+ | SUM | AVG LOS | NO. OF DEATHS | |
|---------------|---|--------------|-----|-----------|-----------|----------|----------|-----------|-----------|----------|-----------|-----------|----------|----------|----------|----------|----------|-------|----------|----------|----------|------------|-------------|------------------|--|
| 523 | GINGIVAL & PERIODONTAL DISEASES | | | | | | | | | | | | | | | | 1 | | | | | | 1 | 8.0 | |
| | | Q | M | | | | | | | | | | | | | | | | | | | | | | |
| | | Q | F | 4 | 1 | | | | | | | | | | | | | | | | | | 5 | 2.0 | |
| | | NQ | M | | 1 | | | 2 | 3 | 2 | | | 1 | | | | | | | | | | 9 | 20.7 | |
| | | NQ | F | 1 | | | | 2 | | | | 1 | | | | | | | | | | | 4 | 3.5 | |
| | | Total | | 5 | 2 | | | 4 | 3 | 2 | | 1 | 1 | | | | 1 | | | | | 19 | 11.5 | | |
| 524 | DENTOFACIAL ANOMALIES INCLU. MALOCCLUSION | | | | | | | 1 | | | | | | 1 | | | | | | | | | 2 | 2.0 | |
| | | Q | M | | | | | | | | | | | | | | | | | | | | | | |
| | | Q | F | | | | 3 | 4 | | | | | | | | | | | | | 1 | | 8 | 3.8 | |
| | | NQ | M | | | | | | | | | 1 | | | | | | | | | | | 1 | 3.0 | |
| | | NQ | F | | | | | | 1 | | | | | | | | 1 | | | | | | 2 | 2.5 | |
| | | Total | | | | | 3 | 5 | 1 | | | 1 | | 1 | | | 1 | | | 1 | | 13 | 3.2 | | |
| 525 | OTHER DIS. & COND. OF TEETH | | | | | | | | | | | 1 | | | | | | | | | | | 1 | 4.0 | |
| | | Q | M | | | | | | | | | 1 | | | | | | | | | | | 1 | 4.0 | |
| | | Q | F | | | | | | | | | | | 1 | | | | | | | | | 1 | 7.0 | |
| | | Total | | | | | | | | | | 1 | | 1 | | | | | | | | | 2 | 5.5 | |
| 526 | DISEASES OF THE JAWS | | | | | | | | | | 2 | | | | | | | | | | | | 2 | 2.5 | |
| | | Q | M | | | | | | | | 2 | | | | | | | | | | | | 2 | 2.5 | |
| | | Q | F | | | | | | | | | | | 1 | | | | | | | | | 1 | 2.0 | |
| | | NQ | M | | 2 | | | 1 | 1 | | 1 | | | | | | | | | | | | 5 | 3.6 | |
| | | NQ | F | 1 | | | | 1 | | | 1 | | 1 | | | | | | | | | | 4 | 2.0 | |
| | | Total | | 1 | 2 | | | 2 | 1 | | 4 | | 1 | 1 | | | | | | | | | 12 | 2.8 | |
| 527 | DIS. OF THE SALIVARY GLAND | | | 1 | | 1 | | | | | 1 | | 1 | | | | | | | | | | 4 | 4.0 | |
| | | Q | M | 1 | | 1 | | | | | 1 | | 1 | | | | | | | | | | 4 | 4.0 | |
| | | Q | F | 1 | | 1 | | | | | | 1 | 1 | 1 | | | | | | | | | 5 | 5.0 | |
| | | NQ | M | | | 1 | | 3 | 3 | 3 | 4 | 3 | 1 | 2 | 1 | | | | | | | | 21 | 3.3 | |
| | | NQ | F | | | | 1 | 2 | 2 | | | | | | | | | | | | | | 5 | 6.2 | |
| | | Total | | 2 | | 3 | 1 | 3 | 5 | 5 | 5 | 4 | 3 | 3 | 1 | | | | | | | 35 | 4.1 | | |
| 528 | DIS. OF THE ORAL SOFT TISSUE | | | | 1 | 1 | | 1 | | | | | | | 1 | | | | | | | | 4 | 2.5 | |
| | | Q | M | | 1 | 1 | | 1 | | | | | | | 1 | | | | | | | | 4 | 2.5 | |
| | | Q | F | | 1 | | | | | | | | 1 | | | | | | | 1 | | | 3 | 3.7 | |
| | | NQ | M | 1 | 1 | | | 2 | 2 | 1 | 1 | 2 | | 1 | | | | | | | | | 11 | 4.9 | |
| | | NQ | F | 1 | | 1 | | | | | 1 | | | 1 | 1 | | | | | | | | 5 | 4.8 | |
| | | Total | | 2 | 3 | 2 | | 3 | 2 | 1 | 2 | 2 | 1 | 2 | 2 | | | | 1 | | | 23 | 4.3 | | |
| 529 | OTHER DIS. & COND. OF TONGUE | | | | | 1 | | | | | | | | | | 1 | | | | | | | 2 | 4.5 | |
| | | Q | F | | | 1 | | | | | | | | | | 1 | | | | | | | 2 | 4.5 | |
| | Total of Sub Group (520-529) | | | 11 | 10 | 7 | 5 | 18 | 13 | 8 | 11 | 10 | 6 | 8 | 3 | 2 | 2 | | | 1 | 1 | 116 | 5.1 | | |

(530-537) DISEASES OF OESOPHAGUS, STOMACH AND DUODENUM

530 DISEASES OF OESOPHAGUS

| | | | | | | | | | | | | | | | | | | | | | | | | | |
|--------------|---|-----------|----------|----------|----------|----------|----------|----------|----------|----------|----------|----------|----------|----------|----------|----------|----------|----------|----------|----------|----------|------------|------------|-----|--|
| Q | M | 12 | 1 | 1 | | | | 1 | 1 | | | | 1 | 1 | 1 | | | | | | | 1 | 20 | 6.3 | |
| Q | F | 21 | | | 1 | | | | | 3 | 1 | 1 | 2 | 1 | | | | | 1 | | | 1 | 32 | 6.4 | |
| NQ | M | 23 | 2 | 2 | | 2 | | | | 2 | 2 | 4 | 3 | 2 | 3 | 1 | 1 | | | | | | 47 | 4.9 | |
| NQ | F | 18 | 1 | 2 | | 1 | 2 | 1 | | 1 | 1 | | | | | | | | | | | | 27 | 4.7 | |
| Total | | 74 | 4 | 5 | 1 | 3 | 3 | 7 | 3 | 6 | 7 | 4 | 4 | 4 | 1 | 1 | 1 | 1 | 1 | 1 | 2 | 126 | 5.5 | | |

531 GASTRIC ULCER

| | | | | | | | | | | | | | | | | | | | | | | | | |
|--------------|---|--|--|--|--|--|--|--|--|----------|----------|----------|----------|----------|----------|----------|----------|----------|----------|----------|----------|-----------|------------|----------|
| Q | M | | | | | | | | | 1 | | | | 1 | | | | | | | 1 | 3 | 3.3 | |
| Q | F | | | | | | | | | 1 | | | | | | | 1 | | | | | 2 | 2.0 | |
| NQ | M | | | | | | | | | 1 | | 1 | | | | | 2 | | | | | 4 | 3.8 | |
| NQ | F | | | | | | | | | | | 1 | | | | | 2 | | | | | 3 | 4.0 | 1 |
| Total | | | | | | | | | | 3 | 1 | 1 | 1 | 1 | 1 | 5 | 1 | 1 | 1 | 1 | 2 | 12 | 3.4 | 1 |

532 DUODENAL ULCER

| | | | | | | | | | | | | | | | | | | | | | | | | |
|--------------|---|--|--|----------|--|----------|-----------|-----------|-----------|-----------|----------|-----------|----------|----------|----------|----------|----------|----------|----------|----------|----------|------------|------------|--|
| Q | M | | | | | | | | | 1 | | | | 1 | | | | | | 1 | 2 | 5 | 12.4 | |
| Q | F | | | | | | | | | 1 | | | | 1 | | | | | | 1 | | 3 | 3.3 | |
| NQ | M | | | | | 6 | 12 | 13 | 13 | 14 | 9 | 12 | 7 | 2 | 1 | 1 | | | | | | 90 | 5.1 | |
| NQ | F | | | 1 | | 1 | | | | 1 | | | | | | | | | | | | 3 | 3.3 | |
| Total | | | | 1 | | 6 | 13 | 14 | 13 | 16 | 9 | 12 | 9 | 2 | 1 | 1 | 2 | 2 | 2 | 2 | 2 | 101 | 5.3 | |

533 PEPTIC ULCER, SITE NOS

| | | | | | | | | | | | | | | | | | | | | | | | | | |
|--------------|---|--|--|--|--|--|----------|--|--|----------|--|--|----------|--|----------|--|--|--|--|--|--|--|----------|------------|--|
| Q | M | | | | | | | | | | | | 1 | | 1 | | | | | | | | 2 | 2.0 | |
| NQ | M | | | | | | 1 | | | 2 | | | | | 1 | | | | | | | | 4 | 3.5 | |
| Total | | | | | | | 1 | | | 2 | | | 1 | | 2 | | | | | | | | 6 | 3.0 | |

534 GASTROJEJUNAL ULCER

| | | | | | | | | | | | | | | | | | | | | | | | | | |
|----|---|--|--|--|--|--|--|--|--|---|--|--|--|---|--|--|--|--|--|--|--|--|---|-----|--|
| NQ | M | | | | | | | | | 1 | | | | 1 | | | | | | | | | 2 | 2.5 | |
|----|---|--|--|--|--|--|--|--|--|---|--|--|--|---|--|--|--|--|--|--|--|--|---|-----|--|

535 GASTRITIS AND DUODENITIS

| | | | | | | | | | | | | | | | | | | | | | | | | | |
|--------------|---|----------|-----------|----------|----------|----------|-----------|-----------|----------|----------|--|--|----------|----------|----------|----------|----------|----------|----------|----------|----------|-----------|------------|-----|--|
| Q | M | 1 | 4 | 1 | | 1 | | | | 1 | | | | 1 | 1 | | | 2 | | | | | 12 | 5.7 | |
| Q | F | 2 | 2 | 6 | 2 | 2 | 4 | 6 | | | | | 1 | | | | | | | | | | 25 | 3.3 | |
| NQ | M | 1 | 4 | 1 | 1 | 1 | 4 | 4 | 3 | 2 | | | | 2 | | 2 | | 2 | | | | | 25 | 3.3 | |
| NQ | F | 1 | 1 | 1 | 1 | 2 | 3 | 6 | 3 | 1 | | | 2 | | 1 | 1 | 1 | 1 | 1 | 1 | | | 25 | 3.3 | |
| Total | | 5 | 11 | 9 | 4 | 6 | 11 | 16 | 6 | 4 | | | 3 | 3 | 2 | 3 | 3 | 3 | 3 | 1 | 1 | 87 | 3.6 | | |

536 DISORDERS OF FUNCTION OF STOMACH

| | | | | | | | | | | | | | | | | | | | | | | | | | |
|--------------|---|----------|--|----------|--|----------|----------|--|--|----------|----------|--|--|----------|--|--|--|--|----------|----------|----------|-----------|------------|-----|--|
| Q | M | | | | | 1 | | | | 1 | | | | | | | | | | | 1 | 3 | 4.0 | | |
| Q | F | 1 | | | | | 1 | | | 2 | | | | 1 | | | | | | 1 | | | 6 | 4.3 | |
| NQ | M | 4 | | 1 | | | | | | | | | | | | | | | | | | | 5 | 4.6 | |
| NQ | F | 3 | | | | | 2 | | | | | | | 1 | | | | | | | | | 6 | 3.2 | |
| Total | | 8 | | 1 | | 1 | 3 | | | 2 | 1 | | | 2 | | | | | 1 | 1 | 1 | 20 | 4.0 | | |

| ICD 9 CODE | DISCHARGE DIAGNOSIS | NAT SEX | 0-4 | 5-9 | 10-14 | 15-19 | 20-24 | 25-29 | 30-34 | 35-39 | 40-44 | 45-49 | 50-54 | 55-59 | 60-64 | 65-69 | 70-74 | 75-79 | 80-84 | 85+ | SUM | AVG LOS | NO. OF DEATHS | |
|------------|--------------------------------------|--------------|------------|-----------|-----------|------------|------------|------------|------------|------------|------------|-----------|-----------|-----------|-----------|-----------|-----------|----------|----------|----------|-------------|------------|---------------|---|
| 537 | OTH. DISORDERS OF STOMACH & DUODENUM | | 1 | | | | | | | | | | | | | 1 | | | | | 2 | 6.5 | | |
| | | Q M | | | | | | | | | | | | | | | | | | | | | | |
| | | Q F | | | | | | | | | | | | | 3 | | 1 | | | | | 4 | 2.3 | 1 |
| | | NQ M | | | | | 1 | 1 | | 3 | | | | | 1 | | | | | | | 6 | 6.5 | |
| | | NQ F | | | 1 | | | | 1 | | | | | | | | 1 | | | | | 3 | 19.7 | |
| | | Total | 1 | | 1 | | 1 | 1 | 1 | 3 | | | | | 4 | 1 | 2 | | | | 15 | 8.0 | 1 | |
| | Total of Sub Group (530-537) | | 88 | 15 | 17 | 5 | 17 | 32 | 38 | 29 | 31 | 18 | 22 | 20 | 9 | 11 | 8 | 2 | 3 | 4 | 369 | 4.9 | 2 | |
| (540-543) | APPENDICITIS | | | | | | | | | | | | | | | | | | | | | | | |
| 540 | ACUTE APPENDICITIS | | 2 | 11 | 25 | 42 | 24 | 12 | 5 | 1 | 6 | 3 | 2 | 2 | 2 | 1 | | | | | 1 | 139 | 3.0 | |
| | | Q M | | | | | | | | | | | | | | | | | | | | | | |
| | | Q F | 2 | 5 | 11 | 17 | 8 | 7 | 5 | 2 | | 1 | 1 | | | | | | | | | 59 | 2.8 | |
| | | NQ M | 4 | 14 | 25 | 43 | 372 | 424 | 262 | 171 | 96 | 49 | 19 | 12 | 2 | | 1 | | | | | 1494 | 2.5 | 1 |
| | | NQ F | 1 | 16 | 15 | 17 | 31 | 28 | 17 | 13 | 7 | 7 | 2 | | 1 | | | | | | | 155 | 2.5 | |
| | | Total | 9 | 46 | 76 | 119 | 435 | 471 | 289 | 187 | 109 | 60 | 24 | 14 | 5 | 1 | 1 | 1 | | | 1847 | 2.5 | 1 | |
| 541 | APPENDICITIS UNQUALIFIED | | | 1 | | | | | | | | | | | | | | | | | 1 | 1.0 | | |
| | | Q M | | | | | | | | | | | | | | | | | | | | | | |
| | | Q F | | | | | 1 | | | | | | | | | | | | | | | 1 | 4.0 | |
| | | NQ M | | | | | | | 1 | | 1 | | 1 | | | | | | | | | 3 | 1.7 | |
| | | NQ F | | | | 2 | | 1 | | | | | | | | | | | | | | 3 | 1.0 | |
| | | Total | | 1 | | 2 | 1 | 1 | 1 | | 1 | | 1 | | | | | | | | | 8 | 1.6 | |
| 542 | OTHER APPENDICITIS | | | | | 1 | | | | | | | | | | | | | | | | 1 | 4.0 | |
| | | Q F | | | | | | | | | | | | | | | | | | | | | | |
| | | NQ M | | | | | 3 | 3 | | | | | | | | | | | | | | 6 | 3.3 | |
| | | NQ F | | | | | | 1 | | | | | | | | | | | | | | 1 | 1.0 | |
| | | Total | | | | 1 | 3 | 4 | | | | | | | | | | | | | | 8 | 3.1 | |
| 543 | OTH DISEASES OF APPENDIX | | | | | | | | | 1 | | | | | | | | | | | | 1 | 6.0 | |
| | | Q F | | | | | | | | | | | | | | | | | | | | | | |
| | | NQ M | | | | | 5 | 4 | 7 | 11 | 2 | 3 | 4 | | | | | | | | | 36 | 5.1 | |
| | | NQ F | | | | | | | 1 | 2 | 1 | | | | | | | | | | | 4 | 2.5 | |
| | | Total | | | | | 5 | 4 | 8 | 14 | 3 | 3 | 4 | | | | | | | | | 41 | 4.9 | |
| | Total of Sub Group (540-543) | | 9 | 47 | 76 | 122 | 444 | 480 | 298 | 201 | 113 | 63 | 29 | 14 | 5 | 1 | 1 | 1 | | | 1904 | 2.6 | 1 | |
| (550-553) | HERNIA OF ABDOMINAL CAVITY | | | | | | | | | | | | | | | | | | | | | | | |
| 550 | INGUINAL HERNIA | | 71 | 5 | 4 | 6 | 4 | 2 | 4 | 1 | 5 | 2 | 5 | 1 | 2 | 6 | 3 | 2 | | | | 123 | 2.1 | |
| | | Q M | | | | | | | | | | | | | | | | | | | | | | |
| | | Q F | 10 | 3 | | | | | | | | | | | | 1 | | | | | | 14 | 2.4 | |
| | | NQ M | 53 | 7 | 1 | 3 | 24 | 29 | 25 | 18 | 18 | 32 | 22 | 10 | 22 | 9 | 7 | 4 | | | | 284 | 2.4 | |
| | | NQ F | 11 | 1 | | | | | | 1 | 1 | | | | | | | | | | | 14 | 2.0 | |
| | | Total | 145 | 16 | 5 | 9 | 28 | 31 | 29 | 20 | 24 | 34 | 27 | 11 | 24 | 16 | 10 | 6 | | | 435 | 2.3 | | |

| ICD 9 CODE | DISCHARGE DIAGNOSIS | NAT | SEX | 0-4 | 5-9 | 10-14 | 15-19 | 20-24 | 25-29 | 30-34 | 35-39 | 40-44 | 45-49 | 50-54 | 55-59 | 60-64 | 65-69 | 70-74 | 75-79 | 80-84 | 85+ | SUM | AVG LOS | NO. OF DEATHS | |
|------------|--|--------------|-----|-----|-----|-------|-------|-------|-------|-------|-------|-------|-------|-------|-------|-------|-------|-------|-------|-------|-----|-----|---------|---------------|---|
| 551 | OTHER HERNIA OF ABDOMINAL CAVITY WITH GANGRENE | | | | | | | | | | | | | | | | | | | | | | | | |
| | | NQ | M | | | | | | | | | | | | | | | | | | | | 1 | 8.0 | |
| | | NQ | F | | | | | | | | | 1 | | | | | | | | | | | 1 | 5.0 | |
| | | Total | | | | | | | | | | 1 | | | 1 | | | | | | | | 2 | 6.5 | |
| 552 | OTH ABDOM HERNIA W OBSTRUCTION | | | | | | | | | | | | | | | | | | | | | | | | |
| | | Q | M | | | | | | | 1 | | | | | | | | | | | | | 1 | 1.0 | |
| | | Q | F | | | | | | | 3 | | 2 | | 2 | 2 | | | | 1 | | | | 10 | 6.1 | |
| | | NQ | M | | | | | | | 1 | 2 | | 3 | 1 | 2 | 2 | | | | | | | 11 | 4.6 | |
| | | NQ | F | | | | | | | 2 | | | 1 | | 2 | 1 | 1 | 1 | | | | | 8 | 4.9 | |
| | | Total | | | | | | | | 7 | 2 | 2 | 4 | 3 | 6 | 3 | 1 | 2 | | | | | 30 | 5.1 | |
| 553 | OTHER ABDOMINAL HERNIA W/O OBSTRUCTION OR GANGRENE | | | | | | | | | | | | | | | | | | | | | | | | |
| | | Q | M | 1 | | | | | 2 | 3 | | 3 | 2 | 1 | 3 | 1 | 1 | | | | | | 17 | 4.6 | |
| | | Q | F | 1 | | | | | 3 | 7 | 6 | 11 | 10 | 7 | 4 | 1 | 1 | | | | 1 | | 52 | 4.7 | |
| | | NQ | M | 4 | | | | 1 | 2 | 4 | 4 | 5 | 6 | 4 | 3 | 5 | 1 | | | | 1 | | 40 | 4.2 | |
| | | NQ | F | 2 | | | | | 1 | 3 | 9 | 6 | 14 | 5 | 2 | 2 | 1 | | | | | | 45 | 3.9 | |
| | | Total | | 8 | | | | 1 | 8 | 17 | 19 | 25 | 32 | 17 | 12 | 9 | 4 | | | | 2 | | 154 | 4.3 | |
| | Total of Sub Group (550-553) | | | 153 | 16 | 5 | 9 | 29 | 39 | 53 | 41 | 52 | 70 | 47 | 30 | 36 | 21 | 12 | 6 | 2 | | | 621 | 2.9 | |
| (555-558) | NONINFECTIVE ENTERITIS & COLITIS | | | | | | | | | | | | | | | | | | | | | | | | |
| 555 | REGIONAL ENTERITIS | | | | | | | | | | | | | | | | | | | | | | | | |
| | | Q | M | | | 4 | 2 | | 1 | | | 1 | | | | | | | | | | | 8 | 2.8 | |
| | | Q | F | | | 2 | 2 | | 1 | 1 | | 1 | | | | | | | | | | | 7 | 7.0 | |
| | | NQ | M | | | 3 | | 1 | 2 | 3 | 2 | 2 | | | 1 | | | | | | | | 14 | 11.4 | |
| | | NQ | F | | | | 1 | 1 | | | | | 1 | 1 | | | | | | | | | 4 | 9.3 | |
| | | Total | | | | 9 | 5 | 2 | 4 | 4 | 2 | 4 | 1 | 1 | 1 | | | | | | | | 33 | 8.1 | |
| 556 | IDIOPATHIC PROCTOCOLITIS | | | | | | | | | | | | | | | | | | | | | | | | |
| | | Q | M | | | | | 1 | 1 | | 1 | 2 | | | | | | | | | | | 5 | 14.4 | |
| | | Q | F | | | 2 | | 1 | | | | | | | | | | | | | | | 3 | 3.3 | |
| | | NQ | M | | | | 1 | | 3 | 4 | | 2 | 1 | | | | | | | | | | 11 | 5.4 | |
| | | NQ | F | | | 2 | | 1 | 2 | 1 | 2 | 3 | | | | | | | | | | | 11 | 8.1 | |
| | | Total | | | | 4 | 1 | 3 | 6 | 5 | 3 | 7 | 1 | | | | | | | | | | 30 | 7.7 | |
| 557 | VASCULAR INSUFFICIENCY OF INTESTINE | | | | | | | | | | | | | | | | | | | | | | | | |
| | | Q | M | | | 1 | | | | | | | | | | | | 1 | | | | | 2 | 8.5 | |
| | | Q | F | | | | | | | | | | | | 1 | | 1 | 1 | | | | | 3 | 13.3 | 1 |
| | | NQ | M | | | | | | 2 | | 1 | 6 | | | | | | | | | | | 9 | 14.6 | 2 |
| | | NQ | F | 1 | | | | | | | 1 | | | | | | 1 | | | | | | 3 | 22.3 | 1 |
| | | Total | | 1 | | 1 | | | 2 | | 1 | 1 | 6 | | 1 | | 3 | 1 | | | | | 17 | 15.0 | 4 |
| 558 | OTHER NONINFECTIVE GASTROENTERITIS & COLITIS | | | | | | | | | | | | | | | | | | | | | | | | |
| | | Q | M | 22 | 7 | 4 | 1 | 1 | 2 | 1 | | 1 | 2 | 2 | | 1 | 2 | 1 | | | | | 47 | 5.1 | |
| | | Q | F | 8 | 4 | 2 | 3 | 25 | 11 | 15 | 7 | 1 | 1 | 1 | 2 | 2 | 2 | | | 2 | | | 86 | 2.7 | |
| | | NQ | M | 26 | 2 | 2 | | 2 | 4 | 3 | 3 | 2 | 4 | 2 | 5 | 4 | | | 1 | 1 | 1 | | 62 | 5.5 | |
| | | NQ | F | 11 | 3 | 1 | | 6 | 17 | 12 | 7 | 3 | | 1 | 1 | 1 | | | 1 | | | 1 | 65 | 3.2 | |
| | | Total | | 67 | 16 | 9 | 4 | 34 | 34 | 31 | 17 | 7 | 7 | 6 | 8 | 8 | 4 | 3 | 3 | 1 | 1 | | 260 | 3.9 | |

| ICD 9 CODE | DISCHARGE DIAGNOSIS | NAT | SEX | 0-4 | 5-9 | 10-14 | 15-19 | 20-24 | 25-29 | 30-34 | 35-39 | 40-44 | 45-49 | 50-54 | 55-59 | 60-64 | 65-69 | 70-74 | 75-79 | 80-84 | 85+ | SUM | AVG LOS | NO. OF DEATHS |
|-------------------------------------|--|-----|-----|-----------|-----------|-----------|-----------|-----------|-----------|-----------|-----------|-----------|-----------|-----------|-----------|----------|----------|----------|----------|----------|-----------|------------|-------------|---------------|
| Total of Sub Group (555-558) | | | | 68 | 16 | 23 | 10 | 39 | 46 | 40 | 23 | 19 | 15 | 7 | 10 | 8 | 7 | 4 | 3 | 1 | 1 | 340 | 5.2 | 4 |
| (560-569) | OTH DISEASES OF INTESTINES & PERITONEUM | | | | | | | | | | | | | | | | | | | | | | | |
| 560 | INTESTINAL OBSTRUCTION W/O HERNIA | | | | | | | | | | | | | | | | | | | | | | | |
| | Q | M | | 3 | | 2 | | 3 | | 1 | | 1 | 2 | | 2 | | | 2 | 2 | | | 18 | 7.9 | |
| | Q | F | | 4 | 1 | | | 1 | 1 | | 3 | | 5 | | 1 | | 4 | 2 | 1 | | 3 | 26 | 9.8 | 2 |
| | NQ | M | | 8 | 1 | | 1 | 3 | 12 | 4 | 8 | 11 | 4 | 5 | 5 | 5 | 1 | | | | | 68 | 6.2 | 1 |
| | NQ | F | | 5 | 3 | | | | 1 | 1 | 3 | | 5 | 1 | 2 | 1 | 1 | | | | | 23 | 3.9 | |
| | Total | | | 20 | 5 | 2 | 1 | 7 | 14 | 6 | 14 | 12 | 16 | 6 | 10 | 6 | 6 | 4 | 3 | | 3 | 135 | 6.7 | 3 |
| 562 | DIVERTICULA OF INTESTINE | | | | | | | | | | | | | | | | | | | | | | | |
| | Q | M | | | | | | | 1 | 1 | 1 | 1 | 1 | 1 | 2 | 1 | 3 | 1 | | | | 13 | 10.0 | |
| | Q | F | | | | | | | | | | | 1 | | | | 3 | 2 | 1 | | | 7 | 6.0 | |
| | NQ | M | | | | | | 2 | 1 | 1 | | | 2 | 1 | 3 | | | | | 1 | | 11 | 5.5 | |
| | NQ | F | | | | | | 1 | | | | | | 2 | 1 | 3 | | | | | | 7 | 7.6 | |
| | Total | | | | | | | 4 | 2 | 2 | 1 | 4 | 4 | 6 | 4 | 6 | 3 | 1 | 1 | | 38 | 7.5 | | |
| 564 | FUNCTIONAL DIGESTIVE DISORDERS NEC | | | | | | | | | | | | | | | | | | | | | | | |
| | Q | M | | 1 | | | | | | | 1 | | | | | | 1 | | 1 | | | 4 | 4.0 | |
| | Q | F | | | 1 | 2 | | 1 | 1 | 1 | 1 | 1 | 1 | | | | 1 | | | 1 | | 11 | 3.4 | |
| | NQ | M | | 1 | 1 | | 1 | 1 | | 1 | | 1 | | | | | | | | | | 7 | 2.7 | |
| | NQ | F | | | 1 | 1 | | | | | | | | | | | | | | | | 2 | 1.5 | |
| | Total | | | 2 | 3 | 3 | 1 | 2 | 1 | 2 | 2 | 2 | 1 | | | 2 | 1 | 1 | 1 | | | 24 | 3.1 | |
| 565 | ANAL FISSURE & FISTULA | | | | | | | | | | | | | | | | | | | | | | | |
| | Q | M | | 1 | 1 | | 2 | 1 | 1 | 1 | 6 | | 1 | 4 | 2 | | | | | | | 20 | 3.3 | |
| | Q | F | | | | | 1 | 3 | 1 | 2 | 2 | 2 | 2 | | | | | | | | | 11 | 2.4 | |
| | NQ | M | | 1 | | | 2 | 7 | 11 | 12 | 10 | 4 | 9 | 3 | 3 | 2 | 2 | | | | | 66 | 2.3 | |
| | NQ | F | | 2 | | | | 1 | 3 | 3 | | 1 | 4 | 2 | 1 | 2 | | | | | | 19 | 2.0 | |
| | Total | | | 4 | 1 | | 4 | 10 | 18 | 17 | 18 | 7 | 16 | 9 | 6 | 4 | 2 | | | | | 116 | 2.4 | |
| 566 | ABSCESS OF ANAL & RECTAL REGIONS | | | | | | | | | | | | | | | | | | | | | | | |
| | Q | M | | 2 | | | 4 | 6 | 3 | 1 | 5 | 2 | 3 | | | 1 | 1 | | | | | 28 | 1.6 | |
| | Q | F | | | | | 1 | 1 | | 1 | | | 1 | 2 | | | | | | | | 5 | 5.8 | |
| | NQ | M | | 2 | 2 | | 1 | 11 | 23 | 20 | 21 | 18 | 17 | 9 | 2 | | | | | | | 126 | 2.9 | |
| | NQ | F | | | | | 1 | 1 | 3 | 1 | | 2 | | 1 | | 1 | 1 | 1 | | | | 12 | 2.1 | |
| | Total | | | 4 | 2 | | 6 | 19 | 29 | 23 | 26 | 22 | 21 | 12 | 3 | 2 | 1 | 1 | | | | 171 | 2.7 | |
| 567 | PERITONITIS | | | | | | | | | | | | | | | | | | | | | | | |
| | Q | M | | | | 1 | | | | 1 | | | | 1 | 1 | 2 | | 1 | | | 1 | 8 | 7.5 | 1 |
| | Q | F | | | 2 | | 3 | | | | | | 1 | 1 | | | | | 1 | | | 8 | 8.3 | |
| | NQ | M | | | | 1 | | 1 | 2 | 1 | 2 | 3 | 2 | 3 | 5 | 4 | 1 | 1 | | 1 | | 27 | 11.7 | 1 |
| | NQ | F | | 1 | | | | 1 | | | | | | 4 | | | 2 | 1 | | | | 9 | 15.2 | |
| | Total | | | 1 | 2 | 2 | 3 | 2 | 2 | 2 | 2 | 3 | 3 | 9 | 6 | 6 | 3 | 3 | 1 | 1 | 1 | 52 | 11.1 | 2 |

| ICD 9 CODE | DISCHARGE DIAGNOSIS | NAT | SEX | AGE GROUP | | | | | | | | | | | | | | | | | SUM | AVG LOS | NO. OF DEATHS | |
|-------------------------------------|---|--------------|-----|-----------|-----------|----------|-----------|-----------|-----------|-----------|-----------|-----------|-----------|-----------|-----------|-----------|-----------|-----------|----------|----------|------------|-------------|------------------|------------|
| | | | | 0-4 | 5-9 | 10-14 | 15-19 | 20-24 | 25-29 | 30-34 | 35-39 | 40-44 | 45-49 | 50-54 | 55-59 | 60-64 | 65-69 | 70-74 | 75-79 | 80-84 | | | | 85+ |
| 568 | OTH PERITONEAL DISORDERS | Q | M | | | | | | | | | | | | | | | | | | 1 | 18.0 | | |
| | | Q | F | 1 | | | | | | | | | | | | | | | | | | 2 | 5.0 | |
| | | NQ | M | | | | | | | | 2 | | 1 | | | | | | | | | 3 | 8.0 | |
| | | NQ | F | | | | | | | | 1 | 2 | 2 | | | | | | | | | 5 | 6.4 | |
| | | Total | | 1 | | | | | | | 3 | 3 | 3 | 1 | | | | | | | | | 11 | 7.6 |
| 569 | OTH. INTESTINAL DISORDERS | Q | M | 5 | 2 | | 1 | 1 | 1 | 1 | | 2 | 1 | | 1 | | 1 | 2 | | | 18 | 4.8 | | |
| | | Q | F | | | 1 | | | | | | | 1 | | | | | | | 1 | | 4 | 8.5 | 1 |
| | | NQ | M | 1 | | | 1 | 4 | 4 | 6 | 1 | 2 | 3 | 4 | 6 | 3 | 2 | 1 | | | | 38 | 6.9 | |
| | | NQ | F | | 1 | 1 | | 1 | | | 1 | | 1 | 1 | | | 2 | | | | | 8 | 14.3 | 2 |
| | | Total | | 6 | 3 | 2 | 2 | 6 | 5 | 7 | 2 | 5 | 5 | 5 | 8 | 3 | 5 | 3 | | 1 | | 68 | 7.3 | 3 |
| Total of Sub Group (560-569) | | | | 38 | 16 | 9 | 17 | 46 | 73 | 62 | 69 | 55 | 67 | 45 | 39 | 27 | 24 | 15 | 6 | 3 | 4 | 615 | 5.2 | 8 |
| (570-579) | OTHER DISEASES OF DIGESTIVE SYSTEM | | | | | | | | | | | | | | | | | | | | | | | |
| 570 | ACUTE & SUBACUTE NECROSIS OF LIVER | Q | M | | | | 2 | 1 | | | | | | | | | | | | | 1 | 4 | 6.8 | 1 |
| | | NQ | M | | | | | 1 | 1 | 2 | 2 | | | | | | | | | | | 6 | 11.2 | |
| | | NQ | F | 1 | | | | 1 | | | | | | | | | | | | | | 2 | 15.5 | 2 |
| | | Total | | 1 | | | 2 | 3 | 1 | 2 | 2 | | | | | | | | | 1 | | 12 | 10.4 | 3 |
| 571 | CHR LIVER DIS/CIRRHOSIS | Q | M | | 1 | | 1 | | | | | 4 | 5 | 2 | 1 | 4 | 3 | 1 | 1 | | 23 | 14.9 | 5 | |
| | | Q | F | 1 | | 1 | 3 | | | | | | 1 | 3 | 4 | | 2 | | | | 15 | 11.9 | | |
| | | NQ | M | 1 | 2 | 1 | | 3 | 1 | 1 | 2 | 6 | 9 | 12 | 5 | 4 | 2 | 6 | | | | 55 | 8.6 | 6 |
| | | NQ | F | | | | | | | | 1 | | | | 2 | 2 | 2 | 1 | | | 1 | 9 | 6.3 | 1 |
| | | Total | | 2 | 3 | 2 | 4 | 3 | 1 | 2 | 2 | 10 | 14 | 16 | 9 | 13 | 10 | 7 | 3 | 1 | 102 | 10.3 | 12 | |
| 572 | SEQUELAE OF CHR. LIVER DISEASE | Q | M | 1 | | | | | | 2 | | | 2 | 3 | | 1 | 4 | 1 | | | 14 | 11.4 | 1 | |
| | | Q | F | | | | 1 | | | | | | | | 1 | 1 | 3 | 5 | 2 | | 13 | 5.9 | 1 | |
| | | NQ | M | | | 1 | | 2 | | | | 10 | 10 | 4 | 9 | 7 | 2 | 1 | 3 | | 49 | 10.0 | 4 | |
| | | NQ | F | | | | | | | | | 1 | | | | | 1 | 3 | | 2 | 7 | 6.3 | 1 | |
| | | Total | | 1 | | 1 | 1 | 2 | | 2 | | 11 | 12 | 7 | 10 | 9 | 10 | 10 | 5 | 2 | 83 | 9.3 | 7 | |
| 573 | CHRONIC PASSIVE CONGESTION OF LIVER | Q | M | | | | | 1 | | | | 1 | 1 | | | | | | | | 3 | 14.0 | | |
| | | Q | F | | 1 | | | | | | | | | | | | | | | | 1 | 29.0 | | |
| | | NQ | M | 1 | | | | | 4 | | | | | | 1 | | | | | | 6 | 15.2 | | |
| | | NQ | F | | | | | | | | | 1 | 1 | | | | | | | | 2 | 5.5 | | |
| | | Total | | 1 | 1 | | | 1 | 4 | | | 2 | 2 | | 1 | | | | | | 12 | 14.4 | | |

| ICD 9 CODE | DISCHARGE DIAGNOSIS | NAT | SEX | AGE | | | | | | | | | | | | | | | | | SUM | AVG LOS | NO. OF DEATHS | | |
|---------------------------------------|--------------------------------|-----|--------------|------------|------------|------------|------------|------------|------------|------------|------------|------------|------------|------------|------------|------------|------------|-----------|-----------|-----------|-----------|-------------|------------------|-----------|---|
| | | | | 0-4 | 5-9 | 10-14 | 15-19 | 20-24 | 25-29 | 30-34 | 35-39 | 40-44 | 45-49 | 50-54 | 55-59 | 60-64 | 65-69 | 70-74 | 75-79 | 80-84 | | | | 85+ | |
| 574 | CHOLELITHIASIS | Q | M | | | | 1 | 5 | 4 | 11 | 5 | 3 | 4 | 7 | 2 | 3 | 3 | 2 | 4 | 2 | 2 | 58 | 4.4 | | |
| | | | F | | | 2 | 9 | 22 | 35 | 36 | 54 | 36 | 34 | 23 | 18 | 12 | 14 | 2 | 4 | 1 | | 302 | 3.2 | | |
| | | | NQ | M | | | | 5 | 16 | 30 | 32 | 34 | 37 | 19 | 14 | 7 | 7 | 1 | 3 | | | 1 | 206 | 4.2 | |
| | | | | F | 1 | | | 3 | 14 | 51 | 55 | 46 | 37 | 48 | 24 | 14 | 15 | 8 | 3 | 1 | | 1 | 321 | 3.1 | |
| | | | Total | 1 | | 2 | 13 | 46 | 106 | 132 | 137 | 110 | 123 | 73 | 48 | 37 | 32 | 8 | 12 | 3 | 4 | 887 | 3.5 | | |
| 575 | OTH GALLBLADDER DISORDER | Q | M | | | | | 1 | | 1 | 2 | 1 | 1 | 1 | 2 | 1 | | 1 | | | 11 | 3.5 | | | |
| | | | F | | | 1 | 2 | | 3 | 1 | 1 | 2 | 3 | | | | | 1 | 2 | | | 16 | 5.9 | | |
| | | | NQ | M | | | | | 1 | 3 | 7 | 7 | 8 | 9 | 3 | 4 | 2 | 1 | | | | | 45 | 4.7 | |
| | | | | F | | | | | 3 | 4 | 2 | 5 | 4 | 3 | 3 | 2 | | | 2 | | | | 28 | 4.0 | |
| | | | Total | | | 1 | 2 | 4 | 11 | 10 | 14 | 16 | 16 | 7 | 7 | 4 | 2 | 3 | 3 | | | 100 | 4.5 | | |
| 576 | OTH DISORDERS OF BILIARY TRACT | Q | M | 2 | | | | 1 | | | | 2 | 1 | | | | 1 | | | | 8 | 7.6 | | | |
| | | | F | | 1 | | | | 1 | 2 | | | 1 | 1 | | | 1 | | | 1 | | 8 | 12.8 | | |
| | | | NQ | M | | | | | 5 | 3 | 7 | 3 | 2 | 2 | 6 | 2 | | 2 | | | | | 32 | 14.5 | 1 |
| | | | | F | | | | 1 | 2 | 1 | 1 | 4 | 5 | 1 | | 4 | 1 | 2 | | | | 1 | 23 | 6.2 | |
| | | | Total | 2 | 1 | | 1 | 3 | 7 | 6 | 11 | 10 | 5 | 3 | 10 | 4 | 3 | 2 | 1 | 1 | 1 | 71 | 10.8 | 1 | |
| 577 | DISEASES OF PANCREAS | Q | M | | | | 1 | 4 | 2 | 6 | 2 | 1 | 1 | 1 | | | | 1 | | | 19 | 4.9 | | | |
| | | | F | | | 1 | | | 2 | 2 | 3 | | 1 | 1 | 1 | 1 | 1 | | 2 | 1 | | 16 | 13.9 | 1 | |
| | | | NQ | M | | 3 | | | 5 | 22 | 18 | 20 | 17 | 13 | 8 | 9 | | 2 | | 1 | | | 118 | 6.9 | 1 |
| | | | | F | | 1 | | | 4 | 6 | 4 | | 4 | | 3 | 4 | 4 | 3 | 1 | 1 | | 1 | 36 | 9.0 | |
| | | | Total | | 4 | 1 | | 10 | 34 | 26 | 29 | 23 | 15 | 13 | 15 | 5 | 6 | 1 | 5 | 1 | 1 | 189 | 7.7 | 2 | |
| 578 | GASTROINTESTINAL HAEMORRHAGE | Q | M | 1 | | | | | | | 3 | 4 | 1 | 5 | 4 | 4 | 6 | 6 | 1 | 4 | 39 | 9.2 | 2 | | |
| | | | F | 1 | | | 1 | 1 | 1 | | | 1 | 2 | 2 | | | 6 | 6 | 2 | 1 | 2 | 26 | 8.2 | 1 | |
| | | | NQ | M | 1 | 1 | 1 | 2 | 6 | 8 | 9 | 8 | 10 | 4 | 17 | 10 | 4 | 4 | 1 | 3 | 1 | | 90 | 5.8 | 4 |
| | | | | F | 2 | | | 1 | 1 | | 1 | 1 | | 1 | 3 | | | 3 | 3 | | | | 16 | 3.5 | |
| | | | Total | 5 | 1 | 1 | 4 | 8 | 9 | 10 | 9 | 14 | 11 | 23 | 15 | 11 | 17 | 13 | 11 | 3 | 6 | 171 | 6.7 | 7 | |
| 579 | INTESTINAL MALABSORPTION | Q | M | 1 | 1 | | 1 | | | | | | | | | | | | | | 3 | 13.7 | | | |
| | | | F | 2 | 1 | | | | | | | 1 | | | | | | | | | | 4 | 17.3 | | |
| | | | NQ | M | 2 | 1 | | | | | | | | | | | | | | | | | 3 | 218.3 | |
| | | | | F | 1 | | | 1 | | | | | | | | | | | | | | | 2 | 4.0 | |
| | | | Total | 6 | 3 | | 2 | | | | | | 1 | | | | | | | | | 12 | 64.4 | | |
| Total of Sub Group (570-579) | | | | 19 | 13 | 8 | 29 | 80 | 173 | 190 | 204 | 196 | 199 | 142 | 115 | 83 | 80 | 44 | 41 | 11 | 12 | 1639 | 6.0 | 32 | |
| Total of Major Group (520-579) | | | | 386 | 133 | 145 | 197 | 673 | 856 | 689 | 578 | 476 | 438 | 300 | 231 | 170 | 146 | 84 | 60 | 21 | 21 | 5604 | 4.3 | 47 | |

(580-629) CHAPTER X:DISEASES OF THE GENITOURINARY SYSTEM

(580-589) NEPHRITIS, NEPHROTIC SYNDROME, & NEPHROSIS

580 ACUTE GLOMERULONEPHRITIS

| | | | | | | | | | | | | | | | | | | | | | | | | | |
|--------------|---|--|----------|----------|----------|----------|----------|----------|--|--|--|--|----------|--|--|--|--|--|--|--|--|--|-----------|------------|--|
| Q | M | | | 2 | | | | | | | | | | | | | | | | | | | 2 | 4.0 | |
| Q | F | | 1 | | | | | | | | | | | | | | | | | | | | 1 | 5.0 | |
| NQ | M | | 3 | 1 | 1 | 1 | 1 | | | | | | 1 | | | | | | | | | | 8 | 7.6 | |
| NQ | F | | | 1 | | | | | | | | | | | | | | | | | | | 1 | 4.0 | |
| Total | | | 4 | 4 | 1 | 1 | 1 | 1 | | | | | 1 | | | | | | | | | | 12 | 6.5 | |

581 NEPHROTIC SYNDROME

| | | | | | | | | | | | | | | | | | | | | | | | | | |
|--------------|---|-----------|----------|----------|----------|----------|----------|----------|----------|----------|----------|---|--|--|--|--|--|--|--|--|--|-----------|------------|------|--|
| Q | M | 1 | 1 | | | | | | | | | | | | | | | | | | | | 3 | 19.3 | |
| Q | F | 1 | | 1 | 1 | | | | | | | | | | | | | | | | | | 3 | 2.7 | |
| NQ | M | 7 | 2 | 1 | 3 | 3 | 8 | 3 | 1 | 1 | | | | | | | | | | | | | 29 | 5.4 | |
| NQ | F | 1 | 3 | | | 1 | | | | 1 | | 1 | | | | | | | | | | | 7 | 9.0 | |
| Total | | 10 | 6 | 2 | 4 | 4 | 8 | 3 | 2 | 1 | 1 | | | | | | | | | | | 42 | 6.8 | | |

582 CHRONIC GLOMERULONEPHRITIS

| | | | | | | | | | | | | | | | | | | | | | | | | | |
|--------------|---|--|--|--|--|--|--|--|--|----------|----------|--|--|--|--|--|--|--|--|--|--|--|----------|------------|--|
| Q | F | | | | | | | | | | | | | | | | | | | | | | 1 | 24.0 | |
| NQ | M | | | | | | | | | 1 | 1 | | | | | | | | | | | | 2 | 1.5 | |
| NQ | F | | | | | | | | | 1 | | | | | | | | | | | | | 1 | 5.0 | |
| Total | | | | | | | | | | 2 | 1 | | | | | | | | | | | | 4 | 8.0 | |

583 NEPHRITIS & NEPHROPATHY NOS

| | | | | | | | | | | | | | | | | | | | | | | | | | |
|--------------|---|--|--|--|----------|----------|----------|----------|--|----------|--|--|--|--|--|--|--|--|--|--|--|--|-----------|------------|--|
| NQ | M | | | | 1 | 1 | 4 | 1 | | 2 | | | | | | | | | | | | | 9 | 7.8 | |
| NQ | F | | | | | | | | | 1 | | | | | | | | | | | | | 1 | 7.0 | |
| Total | | | | | 1 | 1 | 4 | 2 | | 2 | | | | | | | | | | | | | 10 | 7.7 | |

584 ACUTE RENAL FAILURE

| | | | | | | | | | | | | | | | | | | | | | | | | |
|--------------|---|--|--|----------|----------|----------|-----------|----------|-----------|-----------|-----------|-----------|-----------|----------|-----------|----------|----------|----------|----------|---|------------|-------------|-----------|---|
| Q | M | | | 1 | | | 1 | | 1 | 1 | 3 | 2 | 1 | 2 | 2 | 2 | 2 | 3 | 3 | 1 | | 23 | 29.3 | 4 |
| Q | F | | | | 3 | | 1 | | 1 | 1 | 1 | 2 | 1 | 3 | 12 | 1 | 1 | 2 | | | | 29 | 18.4 | 3 |
| NQ | M | | | | 2 | 3 | 8 | 5 | 11 | 5 | 6 | 11 | 8 | 2 | 3 | 2 | 1 | | | | | 67 | 16.6 | 4 |
| NQ | F | | | | 1 | 2 | | | 4 | 3 | | | 2 | 1 | 2 | 3 | 3 | | 1 | | | 22 | 7.7 | |
| Total | | | | 1 | 5 | 4 | 12 | 5 | 17 | 10 | 10 | 17 | 11 | 9 | 20 | 8 | 5 | 6 | 1 | | 141 | 17.7 | 11 | |

585 CHRONIC RENAL FAILURE

| | | | | | | | | | | | | | | | | | | | | | | | | | |
|--------------|---|----------|--|----------|----------|----------|----------|----------|----------|----------|----------|-----------|----------|----------|----------|----------|----------|---|--|--|----------|------------|-------------|----------|---|
| Q | M | 3 | | | | | | | | | | | 2 | | 2 | 3 | 3 | | | | | 1 | 14 | 23.7 | |
| Q | F | | | | | | 1 | | | | | 2 | 4 | 3 | 1 | 2 | 2 | 4 | | | | 1 | 20 | 22.5 | 1 |
| NQ | M | 1 | | | | 2 | 4 | 5 | 4 | 6 | 4 | 10 | 6 | 2 | 3 | 2 | | | | | | 49 | 24.3 | 2 | |
| NQ | F | | | 1 | 1 | 2 | 1 | 1 | 3 | | | 4 | | 2 | 1 | 2 | | | | | | 18 | 5.0 | | |
| Total | | 4 | | 1 | 1 | 4 | 6 | 6 | 7 | 6 | 6 | 20 | 9 | 7 | 9 | 9 | 4 | | | | 2 | 101 | 20.4 | 3 | |

588 IMPAIRED RENAL FUNCTION

| | | | | | | | | | | | | | | | | | | | | | | | | | |
|--------------|---|--|--|--|--|----------|--|--|--|----------|----------|----------|---|--|----------|--|--|--|--|--|--|--|----------|------------|--|
| Q | M | | | | | | | | | | | | 2 | | | | | | | | | | 2 | 2.5 | |
| Q | F | | | | | | | | | | | | | | 1 | | | | | | | | 1 | 5.0 | |
| NQ | M | | | | | 1 | | | | 1 | | | | | | | | | | | | | 2 | 2.5 | |
| NQ | F | | | | | | | | | | 1 | | | | | | | | | | | | 1 | 1.0 | |
| Total | | | | | | 1 | | | | 1 | 1 | 2 | | | 1 | | | | | | | | 6 | 2.7 | |

| ICD 9 CODE | DISCHARGE DIAGNOSIS | NAT | SEX | AGE | | | | | | | | | | | | | | | | | AVG LOS | NO. OF DEATHS | | |
|-------------------------------------|---|-----|-----|-----------|-----------|-----------|-----------|------------|------------|------------|------------|-----------|-----------|-----------|-----------|-----------|-----------|-----------|----------|----------|------------|------------------|-------------|-----------|
| | | | | 0-4 | 5-9 | 10-14 | 15-19 | 20-24 | 25-29 | 30-34 | 35-39 | 40-44 | 45-49 | 50-54 | 55-59 | 60-64 | 65-69 | 70-74 | 75-79 | 80-84 | | | 85+ | SUM |
| Total of Sub Group (580-589) | | | | 14 | 10 | 8 | 11 | 15 | 28 | 18 | 31 | 19 | 22 | 37 | 21 | 16 | 31 | 17 | 9 | 6 | 3 | 316 | 16.0 | 14 |
| (590-599) | OTHER DISEASES OF URINARY SYSTEM | | | | | | | | | | | | | | | | | | | | | | | |
| 590 | KIDNEY INFECTION | | | | | | | | | | | | | | | | | | | | | | | |
| | Q | M | | | 3 | 1 | 1 | 1 | 1 | | | | | | | | | | | | | 8 | 8.1 | |
| | Q | F | | 1 | 2 | | 2 | 3 | 3 | | 1 | 1 | 1 | 4 | | 1 | 2 | 1 | | | 1 | 23 | 10.1 | |
| | NQ | M | | | 1 | 1 | 6 | 3 | 1 | 4 | | 2 | 1 | 3 | | | 1 | | | | | 23 | 10.0 | |
| | NQ | F | | 3 | 1 | 1 | 1 | 2 | 1 | 2 | 2 | 7 | 3 | | 2 | 1 | 1 | | | 1 | | 28 | 7.0 | |
| | Total | | | 4 | 7 | 3 | 10 | 9 | 6 | 6 | 3 | 10 | 5 | 7 | 2 | 2 | 4 | 2 | 1 | 1 | 82 | 8.8 | | |
| 591 | HYDRONEPHROSIS | | | | | | | | | | | | | | | | | | | | | | | |
| | Q | M | | | | | | 1 | | | | | | | | | | | | | | 1 | 4.0 | |
| | Q | F | | | | | | | | | | | | | | | 1 | | | | | 2 | 3.5 | |
| | NQ | M | | | | | 1 | | | 2 | | | 1 | 1 | | | | | | | | 5 | 4.6 | |
| | NQ | F | | | | | | | | | 1 | 1 | | | | | 1 | | | | | 3 | 5.7 | |
| | Total | | | | | | 1 | 1 | 2 | | 1 | 2 | 1 | | | 2 | | | | | 1 | 11 | 4.6 | |
| 592 | RENAL/URETERAL CALCULUS | | | | | | | | | | | | | | | | | | | | | | | |
| | Q | M | | | 1 | 1 | 3 | 8 | 7 | 9 | 7 | 8 | 5 | 2 | 1 | 4 | 5 | 1 | | | 1 | 63 | 4.3 | |
| | Q | F | | | | | 2 | 5 | 1 | 3 | | 4 | 5 | 5 | 1 | 2 | 3 | | | | | 31 | 4.7 | |
| | NQ | M | | 1 | | 4 | 28 | 103 | 104 | 102 | 96 | 68 | 63 | 41 | 15 | 4 | 4 | | | | | 633 | 4.4 | |
| | NQ | F | | | | 5 | 4 | 3 | 9 | 7 | 10 | 9 | 10 | 2 | 6 | 3 | | | | | | 68 | 4.8 | |
| | Total | | | 1 | 1 | 10 | 37 | 119 | 121 | 121 | 113 | 89 | 83 | 50 | 23 | 13 | 12 | 1 | | 1 | 795 | 4.5 | | |
| 593 | OTH DISORDERS OF KIDNEY & URETER | | | | | | | | | | | | | | | | | | | | | | | |
| | Q | M | | 1 | 1 | | | | | | 1 | | | | 4 | | | | | | | 9 | 4.9 | |
| | Q | F | | 1 | | | | 3 | | | | | | | | | 1 | | | | | 5 | 7.8 | |
| | NQ | M | | 4 | | | 1 | 9 | 2 | 6 | 4 | 4 | 7 | 3 | 4 | 1 | | | | | | 45 | 9.5 | |
| | NQ | F | | 3 | 2 | 1 | | 1 | | | 3 | | 1 | 1 | | | 1 | | | 1 | | 14 | 7.1 | |
| | Total | | | 9 | 3 | 1 | 2 | 10 | 5 | 6 | 7 | 5 | 8 | 4 | 8 | 1 | 2 | 1 | 1 | | 73 | 8.4 | | |
| 594 | CALCULUS OF LOWER URINARY TRACT | | | | | | | | | | | | | | | | | | | | | | | |
| | Q | M | | | | | 1 | 1 | | | | | | | | | 1 | | | | | 3 | 3.3 | |
| | NQ | M | | | 1 | | 2 | 13 | 6 | 14 | 7 | 8 | 10 | 5 | 5 | 3 | | | 1 | | | 75 | 3.5 | |
| | Total | | | 1 | | | 3 | 14 | 6 | 14 | 7 | 8 | 10 | 5 | 5 | 4 | | | 1 | | 78 | 3.5 | | |
| 595 | CYSTITIS | | | | | | | | | | | | | | | | | | | | | | | |
| | Q | F | | | | | | | | | | | | | | | | | | | | 1 | 1.0 | |
| | NQ | M | | 1 | | | | | | | | | | | 2 | | | | | | | 3 | 3.3 | |
| | NQ | F | | | | 1 | | 1 | | 1 | | | | | | | | | | | | 3 | 5.7 | |
| | Total | | | 1 | | 1 | | 1 | | 1 | | | | 2 | | | 1 | | | | 7 | 4.0 | | |
| 596 | OTHER BLADDER DISORDERS | | | | | | | | | | | | | | | | | | | | | | | |
| | Q | M | | | 1 | | | | | | | | | | 1 | | 2 | 2 | 1 | 1 | 1 | 10 | 6.2 | |
| | Q | F | | | | 1 | | | | | | | | | | 1 | | | | | | 2 | 7.0 | |
| | NQ | M | | | | | | 2 | 2 | 2 | 2 | | | | 1 | 2 | | | | | | 11 | 6.8 | |
| | Total | | | 1 | | 2 | | 2 | 2 | 2 | 2 | | | 2 | 3 | 2 | 2 | 1 | 1 | 1 | 23 | 6.6 | | |

| ICD 9 CODE | DISCHARGE DIAGNOSIS | NAT | SEX | AGE GROUP | | | | | | | | | | | | | | | | | AVG LOS | NO. OF DEATHS | | | | | | |
|-------------------------------------|---|--------------|-----|------------|-----------|-----------|-----------|-----------|------------|------------|------------|------------|------------|------------|-----------|-----------|-----------|-----------|-----------|-----------|------------|------------------|------------|-----|--|-----------|------------|------|
| | | | | 0-4 | 5-9 | 10-14 | 15-19 | 20-24 | 25-29 | 30-34 | 35-39 | 40-44 | 45-49 | 50-54 | 55-59 | 60-64 | 65-69 | 70-74 | 75-79 | 80-84 | | | 85+ | SUM | | | | |
| 597 | URETHRITIS & URETHRAL SYNDROME | NQ | M | | | | | 1 | | | | 1 | | | | 1 | | | | | | | | | | | 3 | 47.7 |
| 598 | URETHRAL STRICTURE | Q | M | 2 | 1 | | | | | 1 | 2 | | 1 | 1 | | | | | | 1 | 3 | | | | | | 12 | 6.1 |
| | | NQ | M | 1 | | | | 4 | 13 | 6 | 5 | 9 | 4 | 6 | 4 | 3 | 2 | | 1 | | | 2 | | | | | 60 | 6.9 |
| | | NQ | F | | | | | | | | | | | | | 1 | | | | | | | | | | | 1 | 10.0 |
| | | Total | | 3 | 1 | | | 4 | 14 | 8 | 5 | 10 | 5 | 6 | 4 | 4 | 2 | 1 | 4 | | | 2 | | | | 73 | 6.8 | |
| 599 | OTH. DISORDERS OR URETHRA & URINARY TRACT | Q | M | 9 | 2 | 7 | 2 | 5 | 5 | 2 | 3 | 1 | 2 | 2 | 2 | 6 | 3 | 13 | 13 | 6 | 9 | 92 | 9.7 | | | | | |
| | | Q | F | 21 | 5 | 9 | 3 | | 4 | 2 | 1 | 5 | 4 | 13 | 5 | 7 | 6 | 7 | 14 | 2 | 5 | 113 | 7.3 | | | | | |
| | | NQ | M | 27 | 3 | 1 | | 5 | 7 | 8 | 6 | 3 | 8 | 6 | 8 | 7 | 6 | 5 | 5 | 3 | 2 | 110 | 7.2 | | | | | |
| | | NQ | F | 31 | 1 | 4 | 1 | 2 | 2 | 2 | 4 | 4 | 5 | 3 | 3 | 3 | 4 | 2 | 4 | 1 | 2 | 78 | 6.9 | | | | | |
| | | Total | | 88 | 11 | 21 | 6 | 12 | 18 | 14 | 14 | 13 | 19 | 24 | 18 | 23 | 19 | 27 | 36 | 12 | 18 | 393 | 7.8 | | | | | |
| Total of Sub Group (590-599) | | | | 101 | 22 | 31 | 23 | 79 | 182 | 166 | 170 | 154 | 141 | 134 | 96 | 61 | 46 | 48 | 46 | 14 | 24 | 1538 | 5.9 | | | | | |
| (600-608) | DISEASES OF MALE GENITAL ORGANS | | | | | | | | | | | | | | | | | | | | | | | | | | | |
| 600 | HYPERPLASIA OF PROSTATE | Q | M | | | | | | | | | | | | 2 | 6 | 12 | 16 | 12 | 1 | 5 | 54 | 8.5 | | | | | |
| | | NQ | M | | | | | | | | 1 | | 2 | 11 | 23 | 24 | 17 | 7 | 3 | 2 | 4 | 94 | 8.1 | | | | | |
| | | Total | | | | | | | | | 1 | | 2 | 11 | 25 | 30 | 29 | 23 | 15 | 3 | 9 | 148 | 8.3 | | | | | |
| 601 | INFLAMMATORY DIS. OF PROSTATE | Q | M | | | | | | | | 1 | 1 | | | | | | | | | | 2 | 5.5 | | | | | |
| | | NQ | M | | | | | 1 | 2 | 1 | 1 | 7 | 2 | 1 | | 3 | 3 | | | | | 21 | 7.2 | | | | | |
| | | Total | | | | | | 1 | 2 | 1 | 1 | 8 | 3 | 1 | | 3 | 3 | | | | | 23 | 7.0 | | | | | |
| 603 | HYDROCELE | Q | M | 2 | | | 2 | 2 | 1 | | | | | | 1 | | 2 | | | | | 10 | 2.5 | | | | | |
| | | NQ | M | 7 | 2 | | | 5 | 5 | 5 | 5 | 2 | | 2 | | | | | | | | 33 | 2.3 | | | | | |
| | | Total | | 9 | 2 | | 2 | 7 | 6 | 5 | 5 | 2 | | 2 | 1 | | 2 | | | | | 43 | 2.3 | | | | | |
| 604 | ORCHITIS & EPIDIDYMITIS | Q | M | | | | 3 | | | | | 1 | 2 | | | | 1 | | | | 1 | 8 | 9.9 | | | | | |
| | | NQ | M | | 4 | 3 | | 10 | 8 | 8 | 4 | 3 | 1 | 2 | 5 | | | | | | | 48 | 5.0 | | | | | |
| | | Total | | | 4 | 3 | 3 | 10 | 8 | 8 | 4 | 4 | 3 | 2 | 5 | | 1 | | | | 1 | 56 | 5.7 | | | | | |
| 605 | REDUNDANT PREPUCE & PHIMOSIS | | | | | | | | | | | | | | | | | | | | | | | | | | | |
| | | NQ | M | 2 | 1 | | | 4 | 2 | | 1 | | | | | | | | | | | 10 | 2.6 | | | | | |
| 606 | MALE INFERTILITY | | | | | | | | | | | | | | | | | | | | | | | | | | | |
| | | Q | M | | | | | | 2 | | | | | | | | | | | | | 2 | 1.0 | | | | | |
| 607 | DISORDERS OF PENIS | Q | M | 2 | | | 1 | 6 | 1 | 2 | | | 2 | 1 | 4 | 3 | | 2 | | | | 24 | 4.9 | | | | | |
| | | NQ | M | 1 | | 3 | | 2 | | 1 | 1 | 3 | 1 | | 3 | 3 | | | | | | 18 | 4.4 | | | | | |
| | | Total | | 3 | | 3 | 1 | 8 | 1 | 3 | 1 | 3 | 3 | 1 | 7 | 6 | | 2 | | | | 42 | 4.7 | | | | | |

| ICD 9 CODE | DISCHARGE DIAGNOSIS | NAT SEX | 0-4 | 5-9 | 10-14 | 15-19 | 20-24 | 25-29 | 30-34 | 35-39 | 40-44 | 45-49 | 50-54 | 55-59 | 60-64 | 65-69 | 70-74 | 75-79 | 80-84 | 85+ | SUM | AVG LOS | NO. OF DEATHS | |
|------------------|---|--------------|-----------|----------|----------|-----------|-----------|-----------|-----------|-----------|-----------|-----------|-----------|-----------|-----------|-----------|-----------|-----------|----------|-----------|------------|------------|---------------|--|
| 608 | DISORDERS OF MALE GENITAL ORGANS | | | | | | | | | | | | | | | | | | | | | | | |
| | | Q M | | | 1 | 5 | 1 | | | 1 | 1 | 4 | | | | | | 1 | | | | 14 | 4.9 | |
| | | NQ M | | | 1 | 7 | 14 | 9 | 5 | 5 | 1 | 5 | 3 | 3 | 2 | 1 | | | | | | 56 | 5.4 | |
| | | Total | | | 2 | 12 | 15 | 9 | 5 | 6 | 2 | 9 | 3 | 3 | 2 | 1 | | 1 | | | 70 | 5.3 | | |
| | Total of Sub Group (600-608) | | 14 | 7 | 8 | 18 | 45 | 30 | 22 | 19 | 19 | 20 | 20 | 41 | 41 | 36 | 25 | 16 | 3 | 10 | 394 | 6.1 | | |
| (610-611) | DISORDERS OF BREAST | | | | | | | | | | | | | | | | | | | | | | | |
| 610 | BENIGN MAMMARY DYSPLASIAS | | | | | | | | | | | | | | | | | | | | | | | |
| | | Q F | | | | | | | 1 | | | | 3 | | | | | | | | | 4 | 2.5 | |
| | | NQ F | | | | | | | | 1 | | | | | | | | | | | | 1 | 5.0 | |
| | | Total | | | | | | | 1 | 1 | | | 3 | | | | | | | | | 5 | 3.0 | |
| 611 | OTHER BREAST DISORDERS | | | | | | | | | | | | | | | | | | | | | | | |
| | | Q M | 2 | | | | 5 | 2 | 2 | | 1 | | | | | | | | | | | 12 | 3.3 | |
| | | Q F | 3 | | | 4 | 12 | 4 | 10 | 5 | 10 | 7 | 2 | 1 | 1 | 1 | | | | | | 60 | 4.3 | |
| | | NQ M | 1 | | | | 6 | 1 | 4 | 1 | 1 | 1 | | | | | | | | | | 15 | 2.6 | |
| | | NQ F | | | | | 8 | 5 | 6 | 7 | 7 | 5 | 5 | 3 | 1 | 1 | | | | | | 48 | 3.4 | |
| | | Total | 6 | | | 4 | 31 | 12 | 22 | 13 | 19 | 13 | 7 | 4 | 2 | 2 | | | | | 135 | 3.7 | | |
| | Total of Sub Group (610-611) | | 6 | | | 4 | 31 | 12 | 23 | 14 | 19 | 13 | 10 | 4 | 2 | 2 | | | | | 140 | 3.7 | | |
| (614-616) | INFLAMMATORY DISEASE OF FEMALE PELVIC ORGANS | | | | | | | | | | | | | | | | | | | | | | | |
| 614 | ACUTE SALPINGITIS & OOPHORITIS | | | | | | | | | | | | | | | | | | | | | | | |
| | | Q F | | | | 1 | 1 | 3 | 2 | 2 | 2 | 1 | | | | | | | | | | 12 | 3.3 | |
| | | NQ F | | | | | 7 | 3 | 6 | 7 | 9 | 1 | | 1 | | | | | | | | 34 | 5.3 | |
| | | Total | | | | 1 | 8 | 6 | 8 | 9 | 11 | 2 | | 1 | | | | | | | 46 | 4.8 | | |
| 615 | INFLAMMATORY DISEASES OF UTERUS EXCEPT CERVIX | | | | | | | | | | | | | | | | | | | | | | | |
| | | Q F | | | | | | | | | 2 | 1 | | | | | | | | | | 3 | 2.3 | |
| | | NQ F | | | | | | | | | | | 2 | | | | | | | | | 2 | 1.0 | |
| | | Total | | | | | | | | | 2 | 1 | 2 | | | | | | | | | 5 | 1.8 | |
| 616 | INFLAMMATORY DISEASE OF CERVIX, VAGINA AND VULVA | | | | | | | | | | | | | | | | | | | | | | | |
| | | Q F | | | 1 | | 5 | 2 | 4 | 2 | 2 | 1 | | | 1 | | | | | | | 18 | 2.4 | |
| | | NQ F | 1 | | 1 | | 10 | 6 | 15 | 14 | 3 | 3 | 1 | | | | | | | | | 54 | 1.6 | |
| | | Total | 1 | | 2 | | 15 | 8 | 19 | 16 | 5 | 4 | 1 | | 1 | | | | | | 72 | 1.8 | | |
| | Total of Sub Group (614-616) | | 1 | | 2 | 1 | 23 | 14 | 27 | 25 | 18 | 7 | 3 | 1 | 1 | | | | | | 123 | 2.9 | | |
| (617-629) | OTHER DISORDERS OF FEMALE GENITAL TRACT | | | | | | | | | | | | | | | | | | | | | | | |
| 617 | ENDOMETRIOSIS | | | | | | | | | | | | | | | | | | | | | | | |
| | | Q F | | | | | 1 | 1 | | 2 | 1 | 5 | 1 | | | | | | | | | 11 | 4.0 | |
| | | NQ F | 1 | | | | 1 | 7 | 6 | 9 | 7 | 1 | | | | | | | | | | 32 | 2.7 | |
| | | Total | 1 | | | | 2 | 8 | 6 | 11 | 8 | 6 | 1 | | | | | | | | | 43 | 3.0 | |
| 618 | GENITAL PROLAPSE | | | | | | | | | | | | | | | | | | | | | | | |
| | | Q F | | | | | | 2 | 9 | 14 | 15 | 9 | 7 | 3 | | 2 | 2 | | | | | 63 | 2.8 | |
| | | NQ F | | | | | | | 2 | 3 | 5 | 3 | 4 | 2 | 3 | 1 | | | | | | 23 | 3.2 | |
| | | Total | | | | | | 2 | 11 | 17 | 20 | 12 | 11 | 5 | 3 | 3 | 2 | | | | | 86 | 2.9 | |

| ICD 9 CODE | DISCHARGE DIAGNOSIS | NAT | SEX | 0-4 | 5-9 | 10-14 | 15-19 | 20-24 | 25-29 | 30-34 | 35-39 | 40-44 | 45-49 | 50-54 | 55-59 | 60-64 | 65-69 | 70-74 | 75-79 | 80-84 | 85+ | SUM | AVG LOS | NO. OF DEATHS | |
|---------------|---|-----|--------------|----------|-----|----------|-----------|-----------|-----------|-----------|-----------|-----------|-----------|-----------|-----------|----------|----------|----------|-------|----------|----------|------------|-------------|------------------|--|
| | | | | | | | | | | | | | | | | | | | | | | | | | |
| 619 | FISTULAE INVOLVING FEMALE GENITAL TRACT | | Q F | | | | | | | 1 | | | | | | | | | 1 | | | 2 | 7.5 | | |
| 620 | NONINFLAM. DIS. OF OVARY, FALLOPIAN TUBE | | Q F | | | 2 | 7 | 3 | 10 | 4 | 7 | 7 | 4 | 3 | | 1 | | | | | 1 | 49 | 2.7 | | |
| | | | NQ F | 1 | | 3 | 8 | 9 | 17 | 31 | 12 | 11 | 6 | 2 | | 1 | 1 | | | | | 102 | 3.2 | | |
| | | | Total | 1 | | 5 | 15 | 12 | 27 | 35 | 19 | 18 | 10 | 5 | | 2 | 1 | | | | 1 | 151 | 3.1 | | |
| 621 | DISORDERS OF UTERUS, NEC | | Q F | | | | | | | | 7 | 6 | 12 | 15 | 4 | | | 2 | | | | 46 | 27.5 | | |
| | | | NQ F | | | | 2 | 3 | 6 | 11 | 10 | 12 | 10 | 1 | 6 | | | | | | 1 | 62 | 1.8 | | |
| | | | Total | | | | 2 | 3 | 6 | 18 | 16 | 24 | 25 | 5 | 6 | | | 2 | | | 1 | 108 | 12.7 | | |
| 622 | NONINFLAM. DISORDERS OF CERVIX | | Q F | | | | | 1 | 1 | | 2 | 2 | 1 | | | 1 | | | | | | 8 | 2.4 | | |
| | | | NQ F | | | | | | 1 | 2 | 6 | 8 | 1 | 1 | | | | | | | | 19 | 1.3 | | |
| | | | Total | | | | | 1 | 2 | 2 | 8 | 10 | 2 | 1 | 1 | | | | | | | 27 | 1.6 | | |
| 623 | NONINFLAMMATORY DISORDERS OF VAGINA | | Q F | | | | 1 | | | 1 | 1 | | | | | | | | | | | 3 | 1.7 | | |
| | | | NQ F | | | | 4 | 2 | | | 1 | 1 | 1 | | | 1 | | | | | | 10 | 2.7 | | |
| | | | Total | | | | 5 | 2 | | 1 | 2 | 1 | 1 | | | 1 | | | | | | 13 | 2.5 | | |
| 624 | NONINFLMMATORY DISORDERS OF VULVA AND PERIEUM | | Q F | | | | 1 | | 1 | | 1 | | | | 1 | | | | | | | 4 | 1.0 | | |
| | | | NQ F | | | | | 3 | 3 | 2 | | | | | 1 | | 1 | | | | | 10 | 1.1 | | |
| | | | Total | | | | 1 | 3 | 4 | 2 | 1 | | | | 2 | | 1 | | | | | 14 | 1.1 | | |
| 625 | PAIN & OTHER SYMPT. ASSO. WITH FEMALE GENITAL ORGANS | | Q F | | | | | | | 2 | 3 | 2 | 3 | 1 | 1 | | 1 | | | | | 13 | 4.5 | | |
| | | | NQ F | | | | 2 | 1 | | 1 | 6 | 3 | 2 | 2 | 2 | 1 | | | | | | 18 | 2.1 | | |
| | | | Total | | | | 2 | 1 | 2 | 4 | 8 | 6 | 3 | 3 | 3 | 1 | 1 | | | | | 31 | 3.1 | | |
| 626 | DISORDER OF MENSURATION AND OTH. ABNORMAL BLEEDING FEMALE GENITAL TRACT | | Q M | 1 | | | | | | | | | | | | | | | | | | 1 | 2.0 | | |
| | | | Q F | | | | 2 | 2 | 3 | 8 | 8 | 20 | 22 | 14 | | | | | | | | | 79 | 1.9 | |
| | | | NQ F | | | 1 | 2 | 7 | 8 | 9 | 18 | 30 | 27 | 7 | 1 | | | | | | | | 110 | 2.2 | |
| | | | Total | 1 | | 1 | 4 | 9 | 11 | 17 | 26 | 50 | 49 | 21 | 1 | | | | | | | 190 | 2.0 | | |
| 627 | MENOPAUSAL AND POSTMENOPAUSAL DISORDERS | | Q F | | | | | | | | | | 4 | 8 | 2 | 5 | 3 | | | 1 | | 23 | 2.4 | | |
| | | | NQ F | | | | | | | | | | 4 | 17 | 8 | 2 | | | | | 1 | 32 | 1.8 | | |
| | | | Total | | | | | | | | | | 8 | 25 | 10 | 7 | 3 | | | 1 | 1 | 55 | 2.0 | | |
| 628 | INFERTILITY, FEMALE | | Q F | | | | 4 | 5 | 4 | 12 | 3 | | | | | | | | | | | 28 | 1.0 | | |
| | | | NQ F | | | | 2 | 7 | 15 | 15 | 5 | | | | | | | | | | | 44 | 1.4 | | |
| | | | Total | | | | 6 | 12 | 19 | 27 | 8 | | | | | | | | | | | 72 | 1.2 | | |
| 629 | OTHER DISORDES OF FEMALE GENITAL ORGANS | | NQ F | | | | 2 | | | | 1 | | | | | | | | | | | 3 | 3.3 | | |

| ICD 9 CODE | DISCHARGE DIAGNOSIS | NAT SEX | 0-4 | 5-9 | 10-14 | 15-19 | 20-24 | 25-29 | 30-34 | 35-39 | 40-44 | 45-49 | 50-54 | 55-59 | 60-64 | 65-69 | 70-74 | 75-79 | 80-84 | 85+ | SUM | AVG LOS | NO. OF DEATHS |
|---------------|---------------------|---------|-----|-----|-------|-------|-------|-------|-------|-------|-------|-------|-------|-------|-------|-------|-------|-------|-------|-----|-----|------------|------------------|
| | | | | | | | | | | | | | | | | | | | | | | | |

Total of Sub Group (617-629)

| | | | | | | | | | | | | | | | | | | | | |
|---|--|---|----|----|----|-----|-----|-----|-----|----|----|----|---|---|---|---|---|-----|-----|--|
| 3 | | 6 | 19 | 41 | 70 | 103 | 128 | 139 | 126 | 94 | 27 | 21 | 9 | 4 | 1 | 1 | 3 | 795 | 3.8 | |
|---|--|---|----|----|----|-----|-----|-----|-----|----|----|----|---|---|---|---|---|-----|-----|--|

Total of Major Group (580-629)

| | | | | | | | | | | | | | | | | | | | | |
|-----|----|----|----|-----|-----|-----|-----|-----|-----|-----|-----|-----|-----|----|----|----|----|------|-----|----|
| 139 | 39 | 55 | 76 | 234 | 336 | 359 | 387 | 368 | 329 | 298 | 190 | 142 | 124 | 94 | 72 | 24 | 40 | 3306 | 6.2 | 14 |
|-----|----|----|----|-----|-----|-----|-----|-----|-----|-----|-----|-----|-----|----|----|----|----|------|-----|----|

(630-679) CHAPTER XI:COMPLI.OF PERGNANCY,CHILDBIRTH & PUERPERIUM

(630-639) PREGNANCY WITH ABORTIVE OUTCOME

630 HYDATIDIFORM MOLE

| | | | | | | | | | | | | | | | | | | | | | | | |
|--------------|---|--|--|--|---|---|---|---|---|--|--|--|--|--|--|--|--|--|--|--|---|-----|-----|
| Q | F | | | | 2 | 3 | | | | | | | | | | | | | | | 5 | 2.0 | |
| NQ | F | | | | 3 | 1 | 5 | 3 | 1 | | | | | | | | | | | | | 13 | 2.6 |
| Total | | | | | 5 | 4 | 5 | 3 | 1 | | | | | | | | | | | | | 18 | 2.4 |

631 OTHER ABNORMAL PRODUCT OF CONCEPTION

| | | | | | | | | | | | | | | | | | | | | | | | |
|--------------|---|--|--|--|----|----|----|----|----|---|---|--|--|--|--|--|--|--|--|--|--|-----|-----|
| Q | F | | | | 9 | 12 | 11 | 7 | 4 | 3 | 1 | | | | | | | | | | | 47 | 2.0 |
| NQ | F | | | | 15 | 24 | 14 | 10 | 8 | 1 | | | | | | | | | | | | 72 | 2.0 |
| Total | | | | | 24 | 36 | 25 | 17 | 12 | 4 | 1 | | | | | | | | | | | 119 | 2.0 |

632 MISSED ABORTION

| | | | | | | | | | | | | | | | | | | | | | | | |
|--------------|---|--|--|----|----|-----|-----|-----|----|----|--|--|--|--|--|--|--|--|--|--|--|-----|-----|
| Q | F | | | 3 | 34 | 70 | 65 | 75 | 47 | 5 | | | | | | | | | | | | 299 | 1.7 |
| NQ | F | | | 7 | 57 | 112 | 97 | 83 | 34 | 8 | | | | | | | | | | | | 398 | 1.5 |
| Total | | | | 10 | 91 | 182 | 162 | 158 | 81 | 13 | | | | | | | | | | | | 697 | 1.6 |

633 ECTOPIC PREGNANCY

| | | | | | | | | | | | | | | | | | | | | | | | |
|--------------|---|--|--|---|----|----|----|----|---|---|--|--|--|--|--|--|--|--|--|--|--|-----|-----|
| Q | F | | | 1 | 18 | 19 | 25 | 11 | 3 | | | | | | | | | | | | | 77 | 3.8 |
| NQ | F | | | 2 | 23 | 69 | 66 | 36 | 4 | 3 | | | | | | | | | | | | 203 | 3.3 |
| Total | | | | 3 | 41 | 88 | 91 | 47 | 7 | 3 | | | | | | | | | | | | 280 | 3.5 |

634 SPONTANEOUS ABORTION

| | | | | | | | | | | | | | | | | | | | | | | | |
|--------------|---|--|--|----|-----|-----|-----|-----|-----|----|---|--|--|--|--|--|--|--|--|--|--|-----|-----|
| Q | F | | | 7 | 44 | 73 | 66 | 81 | 36 | 10 | 1 | | | | | | | | | | | 318 | 1.8 |
| NQ | F | | | 12 | 83 | 162 | 146 | 110 | 67 | 13 | | | | | | | | | | | | 593 | 1.4 |
| Total | | | | 19 | 127 | 235 | 212 | 191 | 103 | 23 | 1 | | | | | | | | | | | 911 | 1.6 |

635 LEGALLY INDUCED ABORTION

| | | | | | | | | | | | | | | | | | | | | | | | |
|--------------|---|--|--|---|---|----|----|----|---|--|--|--|--|--|--|--|--|--|--|--|--|----|-----|
| Q | F | | | 1 | 4 | 12 | 5 | 10 | 2 | | | | | | | | | | | | | 34 | 4.7 |
| NQ | F | | | 3 | 3 | 10 | 8 | 3 | 1 | | | | | | | | | | | | | 28 | 3.4 |
| Total | | | | 4 | 7 | 22 | 13 | 13 | 3 | | | | | | | | | | | | | 62 | 4.1 |

636 ILLEGALLY INDUCED ABORTION

| | | | | | | | | | | | | | | | | | | | | | | | |
|--------------|---|--|--|--|--|--|---|--|--|--|--|--|--|--|--|--|--|--|--|--|--|---|-----|
| Q | F | | | | | | 1 | | | | | | | | | | | | | | | 1 | 3.0 |
| NQ | F | | | | | | 1 | | | | | | | | | | | | | | | 1 | 8.0 |
| Total | | | | | | | 2 | | | | | | | | | | | | | | | 2 | 5.5 |

637 ABORTION NOS

| | | | | | | | | | | | | | | | | | | | | | | | |
|--------------|---|--|--|---|----|----|----|----|----|--|--|--|--|--|--|--|--|--|--|--|--|-----|-----|
| Q | F | | | 1 | 10 | 15 | 8 | 8 | 3 | | | | | | | | | | | | | 45 | 2.7 |
| NQ | F | | | 4 | 12 | 18 | 11 | 10 | 9 | | | | | | | | | | | | | 64 | 2.6 |
| Total | | | | 5 | 22 | 33 | 19 | 18 | 12 | | | | | | | | | | | | | 109 | 2.6 |

639 COMPLICATIONS FOLLOWING ABORTION AND ECTOPIC AND MOLAR PREGNANCIES

| | | | | | | | | | | | | | | | | | | | | | | | |
|--------------|---|--|--|--|---|---|---|---|--|--|--|--|--|--|--|--|--|--|--|--|--|---|-----|
| Q | F | | | | | | 1 | | | | | | | | | | | | | | | 1 | 2.0 |
| NQ | F | | | | 2 | 1 | 1 | 1 | | | | | | | | | | | | | | 5 | 3.4 |
| Total | | | | | 2 | 1 | 2 | 1 | | | | | | | | | | | | | | 6 | 3.2 |

| ICD 9 CODE | DISCHARGE DIAGNOSIS | NAT SEX | 0-4 | 5-9 | 10-14 | 15-19 | 20-24 | 25-29 | 30-34 | 35-39 | 40-44 | 45-49 | 50-54 | 55-59 | 60-64 | 65-69 | 70-74 | 75-79 | 80-84 | 85+ | SUM | AVG LOS | NO. OF DEATHS | |
|-------------------------------------|---|---------|----------|-----|-------|------------|-------------|-------------|-------------|-------------|------------|-----------|-----------|-------|-------|-------|-------|-------|-------|-----|-----|-------------|---------------|-----|
| Total of Sub Group (630-639) | | | | | | 41 | 319 | 601 | 531 | 448 | 219 | 43 | 2 | | | | | | | | | 2204 | 2.0 | |
| (640-648) | COMPLICATIONS MAINLY RELATED TO PREGNANCY | | | | | | | | | | | | | | | | | | | | | | | |
| 640 | HAEMORRHAGE IN EARLY PREGNANCY | | | | | | | | | | | | | | | | | | | | | | | |
| | Q F | | | | | 1 | 15 | 22 | 16 | 21 | 7 | 1 | | | | | | | | | | | 83 | 4.3 |
| | NQ F | | | | | 2 | 13 | 33 | 16 | 18 | 6 | | | | | | | | | | | | 88 | 2.6 |
| | Total | | | | | 3 | 28 | 55 | 32 | 39 | 13 | 1 | | | | | | | | | | 171 | 3.4 | |
| 641 | ANTEPARTUM HAEMORRHAGE, ABRUPTIO PLACENTAE ,AND PLACENTA PREVIA | | | | | | | | | | | | | | | | | | | | | | | |
| | Q F | | | | | 4 | 15 | 25 | 34 | 16 | 14 | | | | | | | | | | | | 108 | 7.8 |
| | NQ F | | | | | 2 | 34 | 56 | 48 | 40 | 11 | 2 | 1 | | | | | | | | | | 194 | 5.8 |
| | Total | | | | | 6 | 49 | 81 | 82 | 56 | 25 | 2 | 1 | | | | | | | | | 302 | 6.5 | |
| 642 | HYPERTENSION COMPL. PREG, CHILDBRITH, AND THE PUERPERIUM | | | | | | | | | | | | | | | | | | | | | | | |
| | Q F | | | | | 5 | 46 | 44 | 77 | 59 | 25 | 5 | | | | | | | | | | | 261 | 4.3 |
| | NQ F | | | | | 13 | 84 | 126 | 167 | 97 | 46 | 8 | 1 | | | | | | | | | | 542 | 3.8 |
| | Total | | | | | 18 | 130 | 170 | 244 | 156 | 71 | 13 | 1 | | | | | | | | | 803 | 4.0 | |
| 643 | EXCESSIVE VOMITING IN PREGNANCY | | | | | | | | | | | | | | | | | | | | | | | |
| | Q F | | | | | 11 | 119 | 121 | 66 | 26 | 7 | | | | | | | | | | | | 350 | 2.4 |
| | NQ F | | | | | 18 | 136 | 217 | 97 | 43 | 10 | 1 | | | | | | | | | | | 522 | 2.2 |
| | Total | | | | | 29 | 255 | 338 | 163 | 69 | 17 | 1 | | | | | | | | | | 872 | 2.3 | |
| 644 | EARLY OR THREATENED LABOUR | | | | | | | | | | | | | | | | | | | | | | | |
| | Q F | | | | | 16 | 142 | 156 | 129 | 63 | 24 | 2 | | | | | | | | | | | 532 | 2.6 |
| | NQ F | | | | | 11 | 142 | 216 | 163 | 88 | 17 | 2 | 1 | | | | | | | | | | 640 | 2.3 |
| | Total | | | | | 27 | 284 | 372 | 292 | 151 | 41 | 4 | 1 | | | | | | | | | 1172 | 2.4 | |
| 645 | LATE PREGNANCY | | | | | | | | | | | | | | | | | | | | | | | |
| | Q F | | | | | 1 | 11 | 22 | 12 | 11 | 1 | 1 | | | | | | | | | | | 59 | 2.2 |
| | NQ F | | | | | 3 | 20 | 42 | 29 | 7 | | | | | | | | | | | | | 101 | 1.9 |
| | Total | | | | | 4 | 31 | 64 | 41 | 18 | 1 | 1 | | | | | | | | | | 160 | 2.0 | |
| 646 | OTHER COMPL. OF PREGNANCY, NEC | | | | | | | | | | | | | | | | | | | | | | | |
| | Q F | | | | | 6 | 32 | 20 | 22 | 9 | 2 | | | | | | | | | | | | 91 | 3.9 |
| | NQ F | | | | | 5 | 24 | 24 | 17 | 8 | 7 | | | | | | | | | | | | 85 | 3.4 |
| | Total | | | | | 11 | 56 | 44 | 39 | 17 | 9 | | | | | | | | | | | 176 | 3.6 | |
| 647 | INFEC. AND PARASITIC COND. IN THE MOTHER CLASSIFIABLE ELSE WHERE, BUT COMPL. PREG, CHILDBIRTH, & PUERPERIUM | | | | | | | | | | | | | | | | | | | | | | | |
| | Q F | | | | | 3 | 3 | 5 | 9 | 2 | | | | | | | | | | | | | 22 | 3.0 |
| | NQ F | | | | | 6 | 17 | 11 | 7 | 2 | 2 | | | | | | | | | | | | 45 | 2.8 |
| | Total | | | | | 9 | 20 | 16 | 16 | 4 | 2 | | | | | | | | | | | 67 | 2.9 | |
| 648 | OTH. CURRENT CONDITIONS IN THE MOTHER CLASSIFIABLE ELSE WHERE, BUT COMPL. PREG, CHILDBIRTH & PUERPERIUM | | | | | | | | | | | | | | | | | | | | | | | |
| | Q F | | | | | 33 | 370 | 596 | 525 | 420 | 165 | 18 | 3 | | | | | | | | | | 2130 | 2.3 |
| | NQ F | | 1 | | | 24 | 221 | 519 | 550 | 355 | 137 | 13 | 7 | | | | | | | | | | 1827 | 2.3 |
| | Total | | 1 | | | 57 | 591 | 1115 | 1075 | 775 | 302 | 31 | 10 | | | | | | | | | 3957 | 2.3 | |
| Total of Sub Group (640-648) | | | 1 | | | 164 | 1444 | 2255 | 1984 | 1285 | 481 | 53 | 13 | | | | | | | | | 7680 | 2.7 | |

(649-649)

649

NQ F

| | | | | | | | | | | | | | | | | | | | | | | | | |
|-------------------------------------|--|--|--|--|--|--|--|--|---|--|--|--|--|--|--|--|--|--|--|--|--|--|---|-----|
| | | | | | | | | | 1 | | | | | | | | | | | | | | 1 | 2.0 |
| Total of Sub Group (649-649) | | | | | | | | | | | | | | | | | | | | | | | 1 | 2.0 |

(650-659) NORMAL DELIVERY AND OTH. INDICATIONS FOR CARE IN PREGNANCY, LABOUR AND DELIVERY

650 NORMAL DELIVERY

Q F

| | | | | | | | | | | | | | | | | | | | | | | | | |
|--|--|--|----|-----|-----|-----|-----|----|---|--|--|--|--|--|--|--|--|--|--|--|--|--|------|-----|
| | | | 63 | 400 | 536 | 283 | 125 | 39 | 1 | | | | | | | | | | | | | | 1447 | 2.4 |
|--|--|--|----|-----|-----|-----|-----|----|---|--|--|--|--|--|--|--|--|--|--|--|--|--|------|-----|

NQ F

| | | | | | | | | | | | | | | | | | | | | | | | | |
|--|--|---|-----|-----|------|-----|-----|----|---|---|--|--|--|--|--|--|--|--|--|--|--|--|------|-----|
| | | 3 | 119 | 838 | 1095 | 711 | 239 | 61 | 9 | 4 | | | | | | | | | | | | | 3079 | 2.0 |
|--|--|---|-----|-----|------|-----|-----|----|---|---|--|--|--|--|--|--|--|--|--|--|--|--|------|-----|

Total

| | | | | | | | | | | | | | | | | | | | | | | | |
|--|--|----------|------------|-------------|-------------|------------|------------|------------|-----------|----------|--|--|--|--|--|--|--|--|--|--|--|-------------|------------|
| | | 3 | 182 | 1238 | 1631 | 994 | 364 | 100 | 10 | 4 | | | | | | | | | | | | 4526 | 2.1 |
|--|--|----------|------------|-------------|-------------|------------|------------|------------|-----------|----------|--|--|--|--|--|--|--|--|--|--|--|-------------|------------|

651 MULTIPLE GESTATION

Q F

| | | | | | | | | | | | | | | | | | | | | | | | | |
|--|--|--|---|----|----|----|---|--|--|--|--|--|--|--|--|--|--|--|--|--|--|--|----|-----|
| | | | 1 | 14 | 16 | 14 | 7 | | | | | | | | | | | | | | | | 52 | 6.7 |
|--|--|--|---|----|----|----|---|--|--|--|--|--|--|--|--|--|--|--|--|--|--|--|----|-----|

NQ F

| | | | | | | | | | | | | | | | | | | | | | | | | |
|--|--|--|---|----|----|----|---|--|--|--|--|--|--|--|--|--|--|--|--|--|--|--|----|-----|
| | | | 9 | 29 | 21 | 13 | 3 | | | | | | | | | | | | | | | | 75 | 6.1 |
|--|--|--|---|----|----|----|---|--|--|--|--|--|--|--|--|--|--|--|--|--|--|--|----|-----|

Total

| | | | | | | | | | | | | | | | | | | | | | | | | |
|--|--|--|----------|-----------|-----------|-----------|-----------|----------|--|--|--|--|--|--|--|--|--|--|--|--|--|--|------------|------------|
| | | | 1 | 23 | 45 | 35 | 20 | 3 | | | | | | | | | | | | | | | 127 | 6.3 |
|--|--|--|----------|-----------|-----------|-----------|-----------|----------|--|--|--|--|--|--|--|--|--|--|--|--|--|--|------------|------------|

652 MALPOSITION AND MALPRESENTATION OF FETUS

Q F

| | | | | | | | | | | | | | | | | | | | | | | | | |
|--|--|--|---|----|----|----|----|----|---|--|--|--|--|--|--|--|--|--|--|--|--|--|-----|-----|
| | | | 9 | 63 | 90 | 61 | 59 | 21 | 1 | | | | | | | | | | | | | | 304 | 4.1 |
|--|--|--|---|----|----|----|----|----|---|--|--|--|--|--|--|--|--|--|--|--|--|--|-----|-----|

NQ F

| | | | | | | | | | | | | | | | | | | | | | | | | |
|--|--|---|---|----|-----|-----|----|----|---|---|--|--|--|--|--|--|--|--|--|--|--|--|-----|-----|
| | | 1 | 8 | 94 | 144 | 124 | 67 | 23 | 4 | 1 | | | | | | | | | | | | | 466 | 3.6 |
|--|--|---|---|----|-----|-----|----|----|---|---|--|--|--|--|--|--|--|--|--|--|--|--|-----|-----|

Total

| | | | | | | | | | | | | | | | | | | | | | | | | |
|--|--|----------|-----------|------------|------------|------------|------------|-----------|----------|----------|--|--|--|--|--|--|--|--|--|--|--|--|------------|------------|
| | | 1 | 17 | 157 | 234 | 185 | 126 | 44 | 5 | 1 | | | | | | | | | | | | | 770 | 3.8 |
|--|--|----------|-----------|------------|------------|------------|------------|-----------|----------|----------|--|--|--|--|--|--|--|--|--|--|--|--|------------|------------|

653 DISPROPORTION

Q F

| | | | | | | | | | | | | | | | | | | | | | | | | |
|--|--|--|--|---|---|---|---|---|--|--|--|--|--|--|--|--|--|--|--|--|--|--|---|-----|
| | | | | 2 | 2 | 1 | 3 | 1 | | | | | | | | | | | | | | | 9 | 4.8 |
|--|--|--|--|---|---|---|---|---|--|--|--|--|--|--|--|--|--|--|--|--|--|--|---|-----|

NQ F

| | | | | | | | | | | | | | | | | | | | | | | | | |
|--|--|--|---|---|---|---|---|---|--|--|--|--|--|--|--|--|--|--|--|--|--|--|----|-----|
| | | | 1 | 2 | 6 | 8 | 2 | 2 | | | | | | | | | | | | | | | 21 | 4.8 |
|--|--|--|---|---|---|---|---|---|--|--|--|--|--|--|--|--|--|--|--|--|--|--|----|-----|

Total

| | | | | | | | | | | | | | | | | | | | | | | | | |
|--|--|--|----------|----------|----------|----------|----------|----------|--|--|--|--|--|--|--|--|--|--|--|--|--|--|-----------|------------|
| | | | 1 | 4 | 8 | 9 | 5 | 3 | | | | | | | | | | | | | | | 30 | 4.8 |
|--|--|--|----------|----------|----------|----------|----------|----------|--|--|--|--|--|--|--|--|--|--|--|--|--|--|-----------|------------|

654 ABNORMALITY OF ORGANS AND SOFT TISSUES OF PELVIS

Q F

| | | | | | | | | | | | | | | | | | | | | | | | | |
|--|--|--|--|----|-----|-----|-----|----|---|---|--|--|--|--|--|--|--|--|--|--|--|--|-----|-----|
| | | | | 36 | 154 | 219 | 189 | 79 | 5 | 2 | | | | | | | | | | | | | 684 | 4.9 |
|--|--|--|--|----|-----|-----|-----|----|---|---|--|--|--|--|--|--|--|--|--|--|--|--|-----|-----|

NQ F

| | | | | | | | | | | | | | | | | | | | | | | | | |
|--|--|--|---|----|-----|-----|-----|----|---|--|--|--|--|--|--|--|--|--|--|--|--|--|-----|-----|
| | | | 6 | 38 | 186 | 314 | 217 | 66 | 8 | | | | | | | | | | | | | | 835 | 4.4 |
|--|--|--|---|----|-----|-----|-----|----|---|--|--|--|--|--|--|--|--|--|--|--|--|--|-----|-----|

Total

| | | | | | | | | | | | | | | | | | | | | | | | | |
|--|--|--|----------|-----------|------------|------------|------------|------------|-----------|----------|--|--|--|--|--|--|--|--|--|--|--|--|-------------|------------|
| | | | 6 | 74 | 340 | 533 | 406 | 145 | 13 | 2 | | | | | | | | | | | | | 1519 | 4.6 |
|--|--|--|----------|-----------|------------|------------|------------|------------|-----------|----------|--|--|--|--|--|--|--|--|--|--|--|--|-------------|------------|

655 KNOWN OR SUSPECTED FETAL ABNORMALITY AFFECTING MANAGEMENT OF MOTHER

Q F

| | | | | | | | | | | | | | | | | | | | | | | | | |
|--|--|--|--|---|----|---|----|---|---|--|--|--|--|--|--|--|--|--|--|--|--|--|----|-----|
| | | | | 8 | 19 | 8 | 11 | 2 | 2 | | | | | | | | | | | | | | 50 | 2.1 |
|--|--|--|--|---|----|---|----|---|---|--|--|--|--|--|--|--|--|--|--|--|--|--|----|-----|

NQ F

| | | | | | | | | | | | | | | | | | | | | | | | | |
|--|--|--|---|----|----|----|---|---|--|--|--|--|--|--|--|--|--|--|--|--|--|--|----|-----|
| | | | 1 | 14 | 26 | 15 | 8 | 7 | | | | | | | | | | | | | | | 71 | 2.3 |
|--|--|--|---|----|----|----|---|---|--|--|--|--|--|--|--|--|--|--|--|--|--|--|----|-----|

Total

| | | | | | | | | | | | | | | | | | | | | | | | | |
|--|--|--|----------|-----------|-----------|-----------|-----------|----------|----------|--|--|--|--|--|--|--|--|--|--|--|--|--|------------|------------|
| | | | 1 | 22 | 45 | 23 | 19 | 9 | 2 | | | | | | | | | | | | | | 121 | 2.2 |
|--|--|--|----------|-----------|-----------|-----------|-----------|----------|----------|--|--|--|--|--|--|--|--|--|--|--|--|--|------------|------------|

656 OTHER FETAL AND PLACENTAL PROBLEMS AFFECTING MGMT. OF MOTHER

Q F

| | | | | | | | | | | | | | | | | | | | | | | | | |
|--|--|--|----|-----|-----|----|----|----|---|---|--|--|--|--|--|--|--|--|--|--|--|--|-----|-----|
| | | | 18 | 112 | 135 | 95 | 67 | 24 | 1 | 4 | | | | | | | | | | | | | 456 | 3.9 |
|--|--|--|----|-----|-----|----|----|----|---|---|--|--|--|--|--|--|--|--|--|--|--|--|-----|-----|

NQ F

| | | | | | | | | | | | | | | | | | | | | | | | | |
|--|--|--|----|-----|-----|-----|----|----|---|--|--|--|--|--|--|--|--|--|--|--|--|--|-----|-----|
| | | | 22 | 171 | 239 | 185 | 88 | 27 | 4 | | | | | | | | | | | | | | 736 | 3.4 |
|--|--|--|----|-----|-----|-----|----|----|---|--|--|--|--|--|--|--|--|--|--|--|--|--|-----|-----|

Total

| | | | | | | | | | | | | | | | | | | | | | | | | |
|--|--|--|-----------|------------|------------|------------|------------|-----------|----------|----------|--|--|--|--|--|--|--|--|--|--|--|--|-------------|------------|
| | | | 40 | 283 | 374 | 280 | 155 | 51 | 5 | 4 | | | | | | | | | | | | | 1192 | 3.6 |
|--|--|--|-----------|------------|------------|------------|------------|-----------|----------|----------|--|--|--|--|--|--|--|--|--|--|--|--|-------------|------------|

657 POLYHYDRAMNIOS

Q F

| | | | | | | | | | | | | | | | | | | | | | | | | |
|--|--|--|--|---|---|---|---|---|--|--|--|--|--|--|--|--|--|--|--|--|--|--|----|-----|
| | | | | 7 | 5 | 3 | 2 | 1 | | | | | | | | | | | | | | | 18 | 4.2 |
|--|--|--|--|---|---|---|---|---|--|--|--|--|--|--|--|--|--|--|--|--|--|--|----|-----|

NQ F

| | | | | | | | | | | | | | | | | | | | | | | | | |
|--|--|--|--|---|---|---|--|---|--|--|--|--|--|--|--|--|--|--|--|--|--|--|----|-----|
| | | | | 2 | 8 | 2 | | 2 | | | | | | | | | | | | | | | 14 | 8.4 |
|--|--|--|--|---|---|---|--|---|--|--|--|--|--|--|--|--|--|--|--|--|--|--|----|-----|

Total

| | | | | | | | | | | | | | | | | | | | | | | | | |
|--|--|--|--|----------|-----------|----------|----------|----------|--|--|--|--|--|--|--|--|--|--|--|--|--|--|-----------|------------|
| | | | | 9 | 13 | 5 | 2 | 3 | | | | | | | | | | | | | | | 32 | 6.1 |
|--|--|--|--|----------|-----------|----------|----------|----------|--|--|--|--|--|--|--|--|--|--|--|--|--|--|-----------|------------|

658 OTH. PROBLEMS ASSOCIATED WITH AMNOTIC CAVITY AND MEMBRANE.

Q F

| | | | | | | | | | | | | | | | | | | | | | | | | |
|--|--|--|--|----|----|----|----|---|--|--|--|--|--|--|--|--|--|--|--|--|--|--|-----|-----|
| | | | | 38 | 28 | 18 | 18 | 9 | | | | | | | | | | | | | | | 111 | 6.3 |
|--|--|--|--|----|----|----|----|---|--|--|--|--|--|--|--|--|--|--|--|--|--|--|-----|-----|

NQ F

| | | | | | | | | | | | | | | | | | | | | | | | | |
|--|--|--|---|----|----|----|----|---|--|--|--|--|--|---|--|--|--|--|--|--|--|--|-----|-----|
| | | | 4 | 35 | 64 | 50 | 17 | 8 | | | | | | 1 | | | | | | | | | 179 | 3.8 |
|--|--|--|---|----|----|----|----|---|--|--|--|--|--|---|--|--|--|--|--|--|--|--|-----|-----|

Total

| | | | | | | | | | | | | | | | | | | | | | | | | |
|--|--|--|----------|-----------|-----------|-----------|-----------|-----------|--|--|--|--|--|----------|--|--|--|--|--|--|--|--|------------|------------|
| | | | 4 | 73 | 92 | 68 | 35 | 17 | | | | | | 1 | | | | | | | | | 290 | 4.7 |
|--|--|--|----------|-----------|-----------|-----------|-----------|-----------|--|--|--|--|--|----------|--|--|--|--|--|--|--|--|------------|------------|

| ICD 9 CODE | DISCHARGE DIAGNOSIS | NAT | SEX | 0-4 | 5-9 | 10-14 | 15-19 | 20-24 | 25-29 | 30-34 | 35-39 | 40-44 | 45-49 | 50-54 | 55-59 | 60-64 | 65-69 | 70-74 | 75-79 | 80-84 | 85+ | SUM | AVG LOS | NO. OF DEATHS | |
|------------------|--|--------------|-----|-----|-----|-------|-------|-------|-------|-------|-------|-------|-------|-------|-------|-------|-------|-------|-------|-------|-----|-----|------------|------------------|---|
| 669 | OTH. COMPLICATIONS OF LABOUR & DELIVERY, NEC | | | | | | | | | | | | | | | | | | | | | | | | |
| | | Q | F | | | | 1 | 15 | 13 | 11 | 6 | 3 | | | | | | | | | | | 49 | 4.2 | |
| | | NQ | F | | | | 3 | 8 | 22 | 15 | 10 | 2 | 1 | | | | | | | | | | 61 | 3.4 | |
| | | Total | | | | | 4 | 23 | 35 | 26 | 16 | 5 | 1 | | | | | | | | | | 110 | 3.7 | |
| | Total of Sub Group (660-669) | | | | | | 48 | 593 | 1251 | 1100 | 594 | 183 | 19 | 1 | | | | | | | | | 3789 | 2.7 | 1 |
| (670-676) | COMPLICATIONS OF THE PUERPERIUM | | | | | | | | | | | | | | | | | | | | | | | | |
| 670 | MAJOR PUERPERAL INFECTION | | | | | | | | | | | | | | | | | | | | | | | | |
| | | Q | F | | | | 3 | 3 | 2 | | | | | | | | | | | | | | 8 | 3.5 | |
| | | NQ | F | | | | 3 | 6 | 3 | 1 | 2 | | | | | | | | | | | | 15 | 5.3 | |
| | | Total | | | | | 6 | 9 | 5 | 1 | 2 | | | | | | | | | | | | 23 | 4.7 | |
| 671 | VENOUS COMPLIC. IN PREGNANCY & THE PUERPERIUM | | | | | | | | | | | | | | | | | | | | | | | | |
| | | Q | F | | | | 1 | 1 | 2 | | 2 | | | | | | | | | | | | 6 | 3.3 | |
| | | NQ | F | | | | 1 | 3 | 8 | 2 | 5 | | | | | | | | | | | | 19 | 2.5 | |
| | | Total | | | | | 2 | 4 | 10 | 2 | 7 | | | | | | | | | | | | 25 | 2.7 | |
| 672 | PYREXIA OF UNKNOWN ORIGIN DURING THE PUERPERIUM | | | | | | | | | | | | | | | | | | | | | | | | |
| | | Q | F | | | | 1 | 10 | 5 | 1 | 2 | | | | | | | | | | | | 19 | 3.2 | |
| | | NQ | F | | | | 13 | 8 | 7 | 3 | 1 | | | | | | | | | | | | 32 | 3.0 | |
| | | Total | | | | | 1 | 23 | 13 | 8 | 5 | 1 | | | | | | | | | | | 51 | 3.1 | |
| 673 | OBSTETRICAL PULMONARY EMBOLISM | | | | | | | | | | | | | | | | | | | | | | | | |
| | | NQ | F | | | | 1 | | | | | | | | | | | | | | | | 1 | 1.0 | |
| 674 | OTHER AND UNSPECIFIED COMPLICATION OF THE PUERPERIUM, NEC | | | | | | | | | | | | | | | | | | | | | | | | |
| | | Q | F | | | | 4 | 5 | | 4 | 1 | | | | | | | | | | | | 14 | 4.9 | |
| | | NQ | F | | | | 1 | 7 | 8 | 9 | 6 | 2 | | | | | | | | | | | 33 | 4.6 | |
| | | Total | | | | | 1 | 11 | 13 | 9 | 10 | 3 | | | | | | | | | | | 47 | 4.7 | |
| 675 | INFECTIONS OF THE BREAST AND NIPPLE ASSOCIATED WITH CHILDBIRTH | | | | | | | | | | | | | | | | | | | | | | | | |
| | | Q | F | 1 | | | | | | | | | | | | | | | | | | | 1 | 48.0 | |
| | | NQ | F | | | | 2 | 2 | | 1 | | | | | | | | | | | | | 5 | 3.0 | |
| | | Total | | 1 | | | 2 | 2 | | 1 | | | | | | | | | | | | | 6 | 10.5 | |
| 676 | OTH. DISORDERS OF THE BREAST ASSOCI. WITH CHILDBIRTH AND DIS. OF LACTATION | | | | | | | | | | | | | | | | | | | | | | | | |
| | | Q | F | | | | 2 | 3 | 6 | 2 | | | | | | | | | | | | | 13 | 2.8 | |
| | | NQ | F | | | | 3 | 7 | 1 | 1 | | | | | | | | | | | | | 12 | 3.1 | |
| | | Total | | | | | 2 | 6 | 13 | 3 | 1 | | | | | | | | | | | | 25 | 2.9 | |
| | Total of Sub Group (670-676) | | | 1 | | | 4 | 51 | 54 | 35 | 20 | 13 | | | | | | | | | | | 178 | 3.9 | |
| | Total of Major Group (630-679) | | | 2 | | 4 | 527 | 4420 | 7157 | 5883 | 3576 | 1298 | 153 | 28 | 1 | | | | | | | | 23049 | 2.8 | 1 |

(680-709) CHAPTER XII:DISEASES OF THE SKIN & SUBCUTANEOUS TISSUE

(680-686) INFECTIONS OF SKIN & SUBCUTANEOUS TISSUE

680 CARBUNCLE AND FURUNCLE

| | | | | | | | | | | | | | | | | | | | | | | | | |
|--------------|---|--|--|--|--|--|----------|----------|--|--|----------|----------|----------|----------|----------|----------|----------|----------|---|--|--|-----------|------------|-----|
| Q | M | | | | | | 1 | | | | | | 2 | | | | | | 1 | | | | 4 | 8.3 |
| NQ | M | | | | | | 1 | 1 | | | 6 | 1 | 2 | 3 | 4 | 1 | | | | | | | 19 | 5.7 |
| NQ | F | | | | | | | | | | | 1 | | | | | 1 | | | | | 2 | 8.0 | |
| Total | | | | | | | 2 | 1 | | | 6 | 2 | 4 | 3 | 4 | 1 | 1 | 1 | | | | 25 | 6.3 | |

681 CELLULITIS & ABSCESS OF FINGER & TOE

| | | | | | | | | | | | | | | | | | | | | | | | |
|--------------|---|----------|--|--|--|-----------|----------|----------|----------|----------|----------|----------|----------|---|--|--|--|--|--|--|--|-----------|------------|
| Q | F | 2 | | | | | | | | | | | | | | | | | | | | 2 | 1.0 |
| NQ | M | | | | | 10 | 5 | 4 | 4 | 2 | 2 | | | 1 | | | | | | | | 28 | 3.2 |
| NQ | F | | | | | | 2 | | | | | | 1 | 1 | | | | | | | | 4 | 8.8 |
| Total | | 2 | | | | 10 | 7 | 4 | 4 | 2 | 3 | 1 | 1 | | | | | | | | | 34 | 3.7 |

682 OTHER CELLULITIS AND ABSCESS

| | | | | | | | | | | | | | | | | | | | | | | | |
|--------------|---|-----------|-----------|----------|-----------|-----------|-----------|-----------|-----------|-----------|-----------|-----------|-----------|-----------|-----------|----------|----------|----------|----------|---|---|------------|------------|
| Q | M | 21 | 3 | 3 | 3 | 5 | 3 | 1 | 10 | 2 | 7 | 10 | 3 | 2 | 5 | 1 | 2 | 1 | | | | 82 | 5.4 |
| Q | F | 8 | 2 | 2 | 2 | | 3 | 2 | 1 | 1 | 6 | 7 | 2 | 6 | 5 | 2 | 1 | | | 1 | | 51 | 7.7 |
| NQ | M | 18 | 8 | 2 | 9 | 58 | 51 | 42 | 45 | 24 | 31 | 21 | 15 | 8 | 4 | 1 | 1 | 1 | | | | 339 | 4.5 |
| NQ | F | 17 | 5 | 2 | 2 | 6 | 4 | 6 | 4 | 6 | 3 | 8 | 5 | 2 | 1 | | | | | | 2 | 73 | 4.7 |
| Total | | 64 | 18 | 9 | 16 | 69 | 61 | 51 | 60 | 33 | 47 | 46 | 25 | 18 | 15 | 4 | 4 | 2 | 3 | | | 545 | 4.9 |

683 ACUTE LYMPHADENITIS

| | | | | | | | | | | | | | | | | | | | | | | | |
|--------------|---|----------|--|--|--|--|--|--|--|--|--|--|----------|--|--|--|--|--|----------|--|--|----------|------------|
| Q | M | 1 | | | | | | | | | | | | | | | | | 1 | | | 2 | 2.0 |
| NQ | M | | | | | | | | | | | | 1 | | | | | | | | | 1 | 2.0 |
| NQ | F | 2 | | | | | | | | | | | | | | | | | | | | 2 | 1.0 |
| Total | | 3 | | | | | | | | | | | 1 | | | | | | 1 | | | 5 | 1.6 |

684 IMPETIGO

| | | | | | | | | | | | | | | | | | | | | | | | |
|--------------|---|----------|--|--|--|--|--|--|--|--|--|--|--|--|--|--|--|--|--|--|--|----------|------------|
| Q | M | 1 | | | | | | | | | | | | | | | | | | | | 1 | 4.0 |
| NQ | M | 1 | | | | | | | | | | | | | | | | | | | | 1 | 3.0 |
| NQ | F | 1 | | | | | | | | | | | | | | | | | | | | 1 | 6.0 |
| Total | | 3 | | | | | | | | | | | | | | | | | | | | 3 | 4.3 |

685 PILONIDAL CYST

| | | | | | | | | | | | | | | | | | | | | | | | |
|--------------|---|--|--|----------|-----------|-----------|-----------|----------|----------|----------|----------|----------|--|--|--|--|--|--|--|--|--|------------|------------|
| Q | M | | | | 15 | 15 | 6 | 1 | 1 | 3 | | 1 | | | | | | | | | | 42 | 3.8 |
| Q | F | | | 1 | 2 | | 1 | 2 | | | | 1 | | | | | | | | | | 7 | 2.3 |
| NQ | M | | | | 6 | 13 | 18 | 3 | 2 | 3 | 1 | | | | | | | | | | | 46 | 2.7 |
| NQ | F | | | | 5 | 6 | 3 | | | | | | | | | | | | | | | 14 | 1.9 |
| Total | | | | 1 | 28 | 34 | 28 | 6 | 3 | 6 | 2 | 1 | | | | | | | | | | 109 | 3.0 |

686 OTH LOCAL INFECTIONS OF SKIN AND SUBCUTANEOUS TISSUE

| | | | | | | | | | | | | | | | | | | | | | | | |
|--------------|---|----------|----------|--|----------|----------|----------|--|--|--|--|----------|--|--|--|--|--|--|--|--|--|-----------|------------|
| Q | M | | | | | 1 | | | | | | | | | | | | | | | | 1 | 5.0 |
| Q | F | | 1 | | | | | | | | | | | | | | | | | | | 1 | 10.0 |
| NQ | M | 1 | | | 2 | | 1 | | | | | 1 | | | | | | | | | | 5 | 6.4 |
| NQ | F | 3 | | | | | | | | | | | | | | | | | | | | 3 | 6.7 |
| Total | | 4 | 1 | | 2 | 1 | 1 | | | | | 1 | | | | | | | | | | 10 | 6.7 |

Total of Sub Group (680-686)

| | | | | | | | | | | | | | | | | | | | |
|-----------|-----------|-----------|-----------|------------|-----------|-----------|-----------|-----------|-----------|-----------|-----------|-----------|-----------|----------|----------|----------|----------|------------|------------|
| 76 | 19 | 10 | 46 | 116 | 98 | 61 | 73 | 43 | 57 | 52 | 30 | 19 | 16 | 6 | 4 | 2 | 3 | 731 | 4.6 |
|-----------|-----------|-----------|-----------|------------|-----------|-----------|-----------|-----------|-----------|-----------|-----------|-----------|-----------|----------|----------|----------|----------|------------|------------|

| ICD 9 CODE | DISCHARGE DIAGNOSIS | NAT | SEX | 0-4 | 5-9 | 10-14 | 15-19 | 20-24 | 25-29 | 30-34 | 35-39 | 40-44 | 45-49 | 50-54 | 55-59 | 60-64 | 65-69 | 70-74 | 75-79 | 80-84 | 85+ | SUM | AVG LOS | NO. OF DEATHS |
|------------------|---|-------------------------------------|-----|----------|----------|-------|----------|-----------|-----------|-----------|-----------|-----------|-----------|-----------|----------|----------|----------|----------|----------|-------|-----|------------|------------|---------------|
| (690-698) | INFECTIONS OF SKIN & SUBCUTANEOUS TISSUE | | | | | | | | | | | | | | | | | | | | | | | |
| 690 | ERYTHEMATOSQUAMOUS DERMATOSIS | NQ | F | 1 | | | | | | | | | | | | | | | | | | 1 | 3.0 | |
| 692 | CONTACT DERMATITIS & OTH. ECZEMA | Q | M | 1 | | | | | | | | | | | | 1 | | | | | | 1 | 3.0 | |
| | | Q | F | | | | | | | | | | | | 1 | | | | | | | 1 | 7.0 | |
| | | NQ | M | | 1 | | | | | | | | | 1 | | | | | | | | 2 | 5.0 | |
| | | NQ | F | 1 | | | | | | | | | | | | | 1 | | | | | 2 | 3.5 | |
| | | Total | | 2 | 1 | | | | | | | | | 1 | | 1 | 1 | | | | | 6 | 4.5 | |
| 693 | DERMATITIS DUE TO SUBSTANCES TAKEN INTERNALLY | NQ | F | | | | | | | | 1 | | | | | | | | | | | 1 | 1.0 | |
| 694 | BULLOUS DERMATOSES | NQ | F | | | | | | | | | | | | | 1 | | | | | | 1 | 9.0 | |
| 695 | ERYTHEMATOUS CONDITIONS | Q | M | | | | | | | | | | | | | | | 1 | | | | 1 | 9.0 | |
| | | Q | F | | | 1 | | | | | | | | | | | | | | | | 1 | 4.0 | |
| | | NQ | M | | | | | 1 | 1 | | | | | | | | | | | | | 2 | 5.5 | |
| | | NQ | F | 1 | 1 | | | 1 | | | 1 | | | | | | | | | | | 4 | 3.8 | |
| | | Total | | 1 | 1 | | 1 | 1 | 1 | 1 | 1 | | | | | | | | 1 | | | 8 | 4.9 | |
| 696 | PSORIASIS AND SIMILAR DISORDERS | Q | F | | | | | | | 1 | | | 1 | | | | | | | | | 2 | 8.0 | |
| | | NQ | F | | | | 1 | | | | | | | | | | | | | | | 1 | 12.0 | |
| | | Total | | | | | 1 | | | 1 | | | 1 | | | | | | | | | 3 | 9.3 | |
| 697 | | NQ | F | | | | | | | | | | | | | | 1 | | | | | 1 | 1.0 | |
| 698 | PRURITUS AND RELATED CONDITIONS | NQ | F | | | | | | | 1 | 1 | | | | | | | | | | | 2 | 1.0 | |
| | | Total of Sub Group (690-698) | | 4 | 2 | | 1 | 2 | 1 | 3 | 3 | | | 1 | 1 | | 2 | 2 | 1 | | | 23 | 4.8 | |
| (700-709) | OTH DISEASES OF SKIN & SUBCUTANEOUS TISSUE | | | | | | | | | | | | | | | | | | | | | | | |
| 701 | OTH HYPERTROPHIC & ATROPHIC COND. OF SKIN | Q | M | | | | 1 | 5 | 2 | 2 | | 2 | 1 | | | | | | | | | 13 | 4.8 | |
| | | Q | F | | | | 8 | 24 | 35 | 45 | 37 | 32 | 11 | 3 | 1 | | | | | | | 196 | 4.8 | |
| | | NQ | M | | | | | 3 | | 1 | 1 | | | | | | | | | | | 5 | 4.6 | |
| | | NQ | F | 1 | | | | 4 | 3 | 14 | 15 | 10 | 3 | 1 | 2 | | | | | | | 53 | 4.5 | |
| | | Total | | 1 | | | 1 | 13 | 33 | 40 | 60 | 55 | 43 | 14 | 4 | 3 | | | | | | 267 | 4.7 | |
| 703 | DISEASES OF NAIL | NQ | M | | | 1 | | | | | | | | | | | | | | | | 1 | 1.0 | |
| 705 | DISORDERS OF SWEAT GLAND | Q | M | | | | | | | | 3 | | | | | | | | | | | 3 | 6.3 | |
| | | NQ | M | | | | | | | | 1 | 2 | | | | | | | | | | 3 | 5.7 | |
| | | NQ | F | | | | | 3 | | | | | | | | | | | | | | 3 | 2.0 | |
| | | Total | | | | | | 3 | | 4 | 2 | | | | | | | | | | | 9 | 4.7 | |

| ICD 9 CODE | DISCHARGE DIAGNOSIS | NAT | SEX | AGE | | | | | | | | | | | | | | | | | AVG LOS | NO. OF DEATHS | |
|---------------------------------------|---|--------------|-----|-----------|-----------|-----------|-----------|------------|------------|------------|------------|------------|------------|-----------|-----------|-----------|-----------|-----------|----------|-----------|------------|------------------|------------|
| | | | | 0-4 | 5-9 | 10-14 | 15-19 | 20-24 | 25-29 | 30-34 | 35-39 | 40-44 | 45-49 | 50-54 | 55-59 | 60-64 | 65-69 | 70-74 | 75-79 | 80-84 | | | 85+ |
| 706 | SEBACEOUS GLAND DISEASES | Q | M | | | | | 1 | | | | | | | 1 | | | 1 | | | 3 | 6.7 | |
| | | Q | F | | | | | | 1 | | | 1 | 1 | | | | 1 | | | 4 | 1.8 | | |
| | | NQ | M | 1 | | | | | 1 | 1 | | | 1 | 2 | | | | 1 | | | 7 | 5.4 | |
| | | NQ | F | | | | | | | | | 1 | | | | | | | | | 1 | 2.0 | |
| | | Total | | 1 | | | | 1 | 2 | 1 | | | 3 | 3 | | 1 | | 1 | 2 | | 15 | 4.5 | |
| 707 | CHRONIC ULCER OF SKIN | Q | M | | | 1 | | 1 | | | | | | 1 | | 2 | 2 | 1 | 1 | 9 | 55.1 | | |
| | | Q | F | | | | | | | | 3 | | | 1 | 1 | 1 | 1 | 2 | | 9 | 21.0 | | |
| | | NQ | M | | | 1 | | 2 | | | | | | 1 | 1 | | 2 | | | 7 | 27.3 | | |
| | | NQ | F | | | | | | | | | | | | | | | | 1 | 1 | 8.0 | | |
| | | Total | | | | 2 | | 3 | | | | 3 | | 1 | 3 | 1 | 5 | 3 | 3 | 2 | 26 | 34.0 | |
| 708 | URTICARIA | Q | M | | | | | | | | | | | | | 1 | | | | 1 | 4.0 | | |
| | | NQ | F | 1 | 2 | | | | | | | | | | | | | | | 3 | 3.0 | | |
| | | Total | | 1 | 2 | | | | | | | | | | | | 1 | | | 4 | 3.3 | | |
| 709 | OTHER DISORDERS OF SKIN AND SUBCUTANEOUS TISSUE | Q | M | 1 | 1 | | | | 1 | | | 1 | | 1 | | | | | | 6 | 3.8 | | |
| | | Q | F | | | 1 | | 1 | 1 | 2 | 1 | | | | 1 | | | | | 7 | 1.7 | | |
| | | NQ | M | | | | | 2 | | 2 | | | | | | | 1 | | | 5 | 3.6 | | |
| | | NQ | F | | | | 1 | | | | 1 | | | | | | | | | 2 | 6.0 | | |
| | | Total | | 1 | 1 | 1 | 1 | 1 | 4 | 2 | 3 | 2 | | 1 | | 2 | | 1 | | 20 | 3.3 | | |
| Total of Sub Group (700-709) | | | | 4 | 3 | 2 | 4 | 15 | 45 | 43 | 67 | 59 | 49 | 18 | 5 | 9 | 1 | 8 | 5 | 3 | 2 | 342 | 6.8 |
| Total of Major Group (680-709) | | | | 84 | 24 | 12 | 51 | 133 | 144 | 107 | 143 | 102 | 107 | 71 | 35 | 30 | 19 | 15 | 9 | 5 | 5 | 1096 | 5.3 |

(710-739) CHAPTER XIII: DISEASES OF MUSCULOSKELETAL SYS. & CONNECT. TISSUE

(710-719) ARTHROPATHIES & RELATED DISORDERS

| | | | | | | | | | | | | | | | | | | | | | | |
|-----|-----------------------------------|--------------|---|----------|----------|----------|----------|----------|----------|----------|----------|----------|----------|----------|----------|----------|----------|--|----------|-----------|-------------|----------|
| 710 | DIFFUSE DIS. OF CONNECTIVE TISSUE | Q | M | | | 1 | | | | | 3 | | | | | | | | | 4 | 53.3 | 1 |
| | | Q | F | | | | | 1 | | | 4 | 1 | | | | | | | | 6 | 9.8 | |
| | | NQ | M | | | | | | 1 | | | 2 | | | | | | | | 3 | 5.0 | |
| | | NQ | F | | | | 3 | | 1 | 4 | 1 | 3 | | 2 | | 1 | | | | 15 | 11.8 | |
| | | Total | | | | 1 | 3 | | 2 | 5 | 4 | 7 | 3 | 2 | | 1 | | | | 28 | 16.6 | 1 |
| 711 | ARTHROPATHY ASSO. W. INFECTION | Q | M | 1 | 1 | 1 | | | | | | | 1 | | 2 | | | | | 6 | 17.3 | |
| | | Q | F | 3 | 1 | 1 | | | | | | | 1 | | | | 1 | | 1 | 8 | 18.3 | |
| | | NQ | M | | 1 | | 1 | 3 | 3 | 1 | 2 | 1 | | 2 | | 1 | | | | 15 | 23.3 | |
| | | NQ | F | | | | | | | | | | 1 | 1 | | | | | | 2 | 15.0 | |
| | | Total | | 4 | 3 | 2 | 1 | 3 | 3 | 1 | 2 | 1 | 2 | 4 | 2 | 1 | 1 | | 1 | 31 | 20.3 | |

| ICD 9 CODE | DISCHARGE DIAGNOSIS | NAT | SEX | 0-4 | 5-9 | 10-14 | 15-19 | 20-24 | 25-29 | 30-34 | 35-39 | 40-44 | 45-49 | 50-54 | 55-59 | 60-64 | 65-69 | 70-74 | 75-79 | 80-84 | 85+ | SUM | AVG LOS | NO. OF DEATHS | |
|------------|---|--------------|-----|-----------|-----------|-----------|-----------|-----------|-----------|-----------|-----------|-----------|-----------|-----------|-----------|-----------|-----------|----------|----------|----------|----------|------------|-------------|---------------|--|
| 714 | RHEUMATOID ARTHRITIS AND OTHER INFLAM. | | | | | | | 1 | | | | | 1 | | | | | | | | | | 2 | 16.5 | |
| | | Q | M | | | | | | | | | | 1 | | | | | | | | | | 2 | 4.5 | |
| | | Q | F | | | | | | | | | | 1 | | | 1 | | | | | | | 2 | 4.5 | |
| | | NQ | M | 1 | 1 | 1 | | | 1 | 1 | | | 1 | | | | | | | | | | 6 | 15.5 | |
| | | NQ | F | 2 | | 1 | | | | 1 | | | | 1 | | 2 | | | | | 1 | | 8 | 9.0 | |
| | | Total | | 3 | 1 | 2 | | 1 | 1 | 2 | | | 3 | 1 | | 3 | | | | | 1 | 18 | 11.5 | | |
| 715 | OSTEOARTHRITIS & ALLIED DISORDERS | | | | | | | | | | | | | | | | | 1 | 2 | 1 | 1 | | 5 | 39.8 | |
| | | Q | M | | | | | | | | | | | | | | | | | | | | 43 | 12.9 | |
| | | Q | F | | | | | | | | 1 | 4 | 10 | 12 | 6 | 6 | 2 | 2 | | | | | 34 | 8.1 | |
| | | NQ | M | | | | | 3 | 1 | | 1 | | 6 | 8 | 6 | 5 | 1 | 3 | | | | | 30 | 8.7 | |
| | | NQ | F | | | | | | | | | | 4 | 7 | 1 | 6 | 8 | 1 | 2 | 1 | | | 112 | 11.5 | |
| | | Total | | | | | | 3 | 1 | | 1 | 1 | 14 | 25 | 19 | 17 | 15 | 7 | 6 | 2 | 1 | 112 | 11.5 | | |
| 716 | OTHER AND UNSP. ARTHROPATHIES | | | | | | | | | | | | | | | | | | | | | | 3 | 6.7 | |
| | | Q | F | | | | | 2 | | | | | | | | | | | | | | | 3 | 6.7 | |
| | | NQ | M | 2 | 1 | 1 | | 3 | 3 | 2 | 3 | 1 | 1 | 1 | 2 | | | | | | | | 20 | 3.8 | |
| | | NQ | F | | | | | | 1 | 1 | 2 | | 1 | 1 | | | | | | | | | 6 | 3.7 | |
| | | Total | | 2 | 1 | 1 | | 5 | 4 | 3 | 5 | 1 | 2 | 2 | 2 | 1 | | | | | | 29 | 4.0 | | |
| 717 | INTERNAL DERANGEMENT OF KNEE | | | | | | 2 | 13 | 14 | 9 | 7 | 2 | 2 | 1 | | 1 | | | | | | | 51 | 3.7 | |
| | | Q | M | | | | 2 | 13 | 14 | 9 | 7 | 2 | 2 | 1 | | 1 | | | | | | | 51 | 3.7 | |
| | | Q | F | | | | 1 | 1 | | | | | | | 1 | | | | | | | | 3 | 7.7 | |
| | | NQ | M | 1 | | | 4 | 6 | 25 | 14 | 14 | 9 | 3 | 3 | 4 | 3 | | 2 | | | | | 88 | 3.5 | |
| | | NQ | F | | | | 1 | | | 3 | | 2 | | | | | | | | | | | 6 | 3.3 | |
| | | Total | | 1 | | 7 | 20 | 40 | 26 | 21 | 13 | 5 | 4 | 5 | 4 | | 2 | | | | | 148 | 3.7 | | |
| 718 | OTHER JOINT DERANGEMENT | | | 4 | 2 | 1 | | 1 | | | 1 | | | | | | 2 | | | | | | 11 | 11.0 | |
| | | Q | M | 4 | 2 | 1 | | 1 | | | 1 | | | | | | 2 | | | | | | 11 | 11.0 | |
| | | Q | F | 1 | | | | | | | | | | | | | | | | | | | 1 | 1.0 | |
| | | NQ | M | | 1 | 1 | 1 | | 2 | 2 | 1 | 1 | 1 | 2 | 1 | | | | | | | | 13 | 4.1 | |
| | | NQ | F | | 1 | | | 1 | | 1 | | | | | | | | | | | | | 3 | 6.7 | |
| | | Total | | 5 | 4 | 2 | 1 | 2 | 2 | 3 | 2 | 1 | 1 | 2 | 1 | | 2 | | | | | 28 | 7.0 | | |
| 719 | OTHER AND UNSPECIFIED DISORDERS OF JOINT | | | 2 | | 1 | | 4 | 2 | | | 1 | | | 1 | | | | | | | 1 | 12 | 6.6 | |
| | | Q | M | 2 | | 1 | | 4 | 2 | | | 1 | | | 1 | | | | | | | 1 | 12 | 6.6 | |
| | | Q | F | | | | | | | | 1 | | | | 1 | | 3 | | | | | | 5 | 13.6 | |
| | | NQ | M | 1 | 1 | 1 | 2 | 3 | 5 | 2 | 1 | | 2 | 1 | | | | | | | | | 19 | 6.2 | |
| | | NQ | F | | 2 | 1 | | 2 | | 1 | 2 | 2 | | | | 2 | 1 | | | | | | 13 | 11.3 | |
| | | Total | | 3 | 3 | 3 | 2 | 9 | 7 | 3 | 4 | 3 | 2 | 1 | 2 | 2 | 4 | | | | | 1 | 49 | 8.4 | |
| | Total of Sub Group (710-719) | | | 17 | 13 | 11 | 14 | 43 | 60 | 43 | 39 | 27 | 32 | 41 | 31 | 29 | 22 | 9 | 7 | 3 | 2 | 443 | 8.7 | 1 | |
| (720-724) | DORSOPATHIES | | | | | | | | | | 1 | | | | | | | | | | | | 1 | 25.0 | |
| 720 | ANKYLOSING SPONDYLITIS AND OTH. INFLAM. SPONDYLOPATHIES | | | | | | | | | | 1 | | | | | | | | | | | | 1 | 25.0 | |
| | | Q | F | | | | | | | | 1 | | | | | | | | | | | | 1 | 25.0 | |
| | | NQ | M | | 1 | 1 | | 2 | | | | | | | | | | | | | | | 4 | 19.5 | |
| | | Total | | 1 | 1 | | 2 | | | | 1 | | | | | | | | | | | | 5 | 20.6 | |

| ICD 9 CODE | DISCHARGE DIAGNOSIS | NAT | SEX | 0-4 | 5-9 | 10-14 | 15-19 | 20-24 | 25-29 | 30-34 | 35-39 | 40-44 | 45-49 | 50-54 | 55-59 | 60-64 | 65-69 | 70-74 | 75-79 | 80-84 | 85+ | SUM | AVG LOS | NO. OF DEATHS | |
|---------------|--|--------------|-----|-----|-----|-------|-------|-------|-------|-------|-------|-------|-------|-------|-------|-------|-------|-------|-------|-------|-----|-----|------------|------------------|---|
| 721 | SPONDYLOSIS & ALLIED DISORDERS | | | | | | | | | | | | | | 1 | 1 | | | | | | | 2 | 7.5 | |
| | | Q | M | | | | | | | | | | | | | | | | | | | | | | |
| | | Q | F | | | | | | | | 1 | | 1 | | | 2 | | | | | | | 4 | 10.5 | |
| | | NQ | M | | | | | 1 | | 1 | 1 | 3 | 1 | 1 | 1 | | 1 | | | | | | 10 | 9.1 | |
| | | NQ | F | | | | | | | | | 2 | | 1 | | | 1 | 1 | | | | | 5 | 7.6 | |
| | | Total | | | | | | 1 | | 1 | 2 | 5 | 2 | 2 | 2 | 3 | 2 | 1 | | | | | 21 | 8.9 | |
| 722 | INTERVERTEBRAL DISC DISORDERS | | | | | | | | 8 | 5 | 2 | 1 | 5 | 1 | 1 | 2 | | | | | | | 25 | 6.2 | |
| | | Q | M | | | | | | 8 | 5 | 2 | 1 | 5 | 1 | 1 | 2 | | | | | | | 25 | 6.2 | |
| | | Q | F | | | | | | | 4 | 7 | 5 | 2 | 2 | 2 | 1 | | | | | | | 23 | 7.7 | |
| | | NQ | M | | | | | 5 | 11 | 15 | 28 | 31 | 29 | 16 | 7 | 7 | 1 | | | | | | 150 | 7.3 | 1 |
| | | NQ | F | | | | | 2 | | 9 | 7 | 8 | 2 | 8 | 7 | 1 | 2 | 1 | | | | | 47 | 8.1 | |
| | | Total | | | | | | 7 | 19 | 33 | 44 | 45 | 38 | 27 | 17 | 11 | 3 | 1 | | | | | 245 | 7.4 | 1 |
| 723 | OTHER DISORDERS OF CERVICAL REGION | | | | | | | | | | | | | | | | | | | | | | 1 | 8.0 | |
| | | Q | M | 1 | | | | | | | | | | | | | | | | | | | 1 | 8.0 | |
| | | Q | F | | 2 | | | | | | | | | 1 | | | | | | | | | 3 | 3.3 | |
| | | NQ | M | | | | | | | | 1 | 2 | 1 | | 1 | | | | | | | | 5 | 6.2 | |
| | | NQ | F | | 1 | | | 1 | | | | | 1 | | 1 | | | | | | | | 4 | 3.3 | |
| | | Total | | 1 | 3 | | | 1 | | 1 | 2 | 2 | 1 | 2 | | | | | | | | | 13 | 4.8 | |
| 724 | OTHER AND UNSPECIFIED BACK DISORDERS | | | | | | | 2 | 3 | 2 | | 2 | | 1 | | | | | | | | 1 | 11 | 4.8 | |
| | | Q | M | | | | | 2 | 3 | 2 | | 2 | | 1 | | | | | | | | 1 | 11 | 4.8 | |
| | | Q | F | | | | 2 | 1 | 1 | | | 2 | 3 | | | | | | | | | | 9 | 8.2 | |
| | | NQ | M | | | | 1 | 2 | 3 | 4 | 3 | 2 | 7 | 2 | 3 | | | 1 | | | | | 28 | 7.2 | 1 |
| | | NQ | F | | | | 1 | 1 | 1 | | 1 | 1 | 2 | 2 | 3 | 2 | 1 | 2 | | | | | 17 | 6.8 | |
| | | Total | | | | | 3 | 5 | 7 | 5 | 7 | 9 | 4 | 10 | 5 | 5 | 1 | 3 | 1 | | | | 65 | 6.8 | 1 |
| | Total of Sub Group (720-724) | | | 1 | 4 | 1 | 3 | 15 | 27 | 39 | 55 | 61 | 46 | 40 | 26 | 19 | 6 | 5 | 1 | | | | 349 | 7.4 | 2 |
| (725-729) | RHEUMATISM, EXCLUDING THE BACK | | | | | | | | | | | | | | | | | | | | | | | | |
| 726 | PERIPHERAL ENTHESOPATHIES | | | | | | 1 | 1 | 1 | | | | | | | | | | | | | | 3 | 7.0 | |
| | | Q | M | | | | 1 | 1 | 1 | | | | | | | | | | | | | | 3 | 7.0 | |
| | | Q | F | | | 1 | | | | | | 2 | 3 | 4 | 2 | 1 | 2 | | | | | | 15 | 5.4 | |
| | | NQ | M | | | | | | | | 2 | 2 | 3 | 1 | 2 | 1 | 1 | | | | | | 12 | 6.2 | |
| | | NQ | F | | | | 1 | | | 1 | 2 | 2 | 2 | 1 | | | | | | | | | 9 | 4.0 | |
| | | Total | | | | 1 | 2 | 1 | 1 | 1 | 4 | 6 | 8 | 6 | 4 | 2 | 3 | | | | | | 39 | 5.4 | |
| 727 | OTH. DISORDERS OF SYNOVIUM, TENDON & BURSA | | | 1 | 2 | 2 | 1 | | 2 | | | 1 | 2 | | | | | 1 | | | | | 12 | 4.3 | |
| | | Q | M | 1 | 2 | 2 | 1 | | 2 | | | 1 | 2 | | | | | 1 | | | | | 12 | 4.3 | |
| | | Q | F | 3 | | 1 | | | | | | | | 1 | | 1 | 1 | | | | | | 7 | 3.3 | |
| | | NQ | M | 2 | | 2 | 1 | 4 | | 2 | 2 | 1 | 3 | 1 | | | 1 | 1 | | | | | 20 | 4.5 | |
| | | NQ | F | 1 | 4 | | | | 1 | | | 1 | | | 1 | | | | | | | | 8 | 2.6 | |
| | | Total | | 7 | 6 | 5 | 2 | 4 | 3 | 2 | 2 | 3 | 5 | 2 | 1 | 1 | 2 | 2 | | | | | 47 | 3.9 | |

| ICD 9 CODE | DISCHARGE DIAGNOSIS | NAT | SEX | 0-4 | 5-9 | 10-14 | 15-19 | 20-24 | 25-29 | 30-34 | 35-39 | 40-44 | 45-49 | 50-54 | 55-59 | 60-64 | 65-69 | 70-74 | 75-79 | 80-84 | 85+ | SUM | AVG LOS | NO. OF DEATHS | |
|------------|---|--------------|-----|-----------|-----------|----------|----------|-----------|-----------|-----------|-----------|-----------|-----------|-----------|----------|----------|----------|----------|----------|----------|-----|------------|-------------|---------------|---|
| 728 | DIS OF MUSCLE, LIGAMENT & FASCIA | | | | | | | | | | | | | | | | | | | | | | | | |
| | | Q | M | | 1 | | | 1 | 1 | | | | 1 | | 1 | 3 | | | | | | | 8 | 13.4 | 2 |
| | | Q | F | | 1 | | | | | | 1 | | | | | | | | | | | | 2 | 2.0 | |
| | | NQ | M | | 1 | | | 1 | 1 | 5 | 2 | 2 | 3 | 3 | | 1 | | 1 | | | | | 20 | 16.5 | |
| | | NQ | F | 1 | | | | 1 | | | | | | | | | | | | | | | 2 | 2.0 | |
| | | Total | | 1 | 3 | | | 2 | 3 | 5 | 2 | 3 | 4 | 3 | 1 | 4 | | 1 | | | | 32 | 13.9 | 2 | |
| 729 | OTHER SOFT TISSUE DISORDERS | | | | | | | | | | | | | | | | | | | | | | | | |
| | | Q | M | 2 | | | 2 | 2 | 1 | | 2 | | 1 | 1 | 1 | | | | | | | | 12 | 6.7 | |
| | | Q | F | 1 | | | 1 | 3 | 1 | 2 | 1 | 1 | 1 | | | 1 | 1 | | | | | | 13 | 3.2 | |
| | | NQ | M | 2 | 2 | | | 5 | 1 | 3 | | | | | | | | | | | | | 13 | 5.6 | 1 |
| | | NQ | F | | | 1 | 2 | 1 | 3 | | 2 | | | | 2 | 1 | 1 | | | | | | 13 | 3.8 | |
| | | Total | | 5 | 2 | 1 | 4 | 9 | 8 | 4 | 6 | 1 | 2 | 2 | 3 | 1 | 2 | 1 | | | | 51 | 4.8 | 1 | |
| | Total of Sub Group (725-729) | | | 13 | 11 | 7 | 8 | 16 | 15 | 12 | 14 | 13 | 19 | 13 | 9 | 8 | 7 | 4 | | | | 169 | 6.4 | 3 | |
| (730-739) | OSTEOPATHIES, CHONDROPATHIES & ACQUIRED MUS.SKELETAL DEFORMITIES | | | | | | | | | | | | | | | | | | | | | | | | |
| 730 | OSTEOMYELITIS, PERIOSTITIS, AND OTH INF. | | | | | | | | | | | | | | | 1 | 1 | | | | | | 6 | 16.2 | |
| | | Q | M | 2 | 1 | | 1 | | | | | | | | | 1 | 1 | | | | | | 6 | 16.2 | |
| | | Q | F | 3 | | 1 | | | | | | | | 2 | 1 | | | 1 | | | | | 8 | 19.9 | |
| | | NQ | M | 1 | 5 | 2 | 1 | 2 | 10 | 6 | 4 | 1 | 4 | 5 | 1 | | 1 | | | | | | 43 | 19.1 | |
| | | NQ | F | 1 | 2 | 1 | | 1 | | | 1 | | | | 2 | 1 | | 2 | | | | | 11 | 42.3 | |
| | | Total | | 7 | 8 | 4 | 2 | 3 | 10 | 6 | 5 | 1 | 4 | 7 | 4 | 2 | 2 | 3 | | | | 68 | 22.7 | | |
| 732 | OSTEOCHONDROPATHIES | | | | | | | | | | | | | | | | | | | | | | | | |
| | | Q | M | | | | 1 | | | | | | | | | | | | | | | | 1 | 2.0 | |
| | | NQ | M | | | 1 | 1 | | 1 | | | | | | | | | | | | | | 3 | 3.0 | |
| | | NQ | F | | | 2 | | | | | | | | | | | | | | | | | 2 | 4.0 | |
| | | Total | | | | 3 | 2 | | 1 | | | | | | | | | | | | | | 6 | 3.2 | |
| 733 | OTH DISORDERS OF BONE AND CARTILAGE | | | | | | | | | | | | | | | | | | | | | | | | |
| | | Q | M | 1 | 4 | 3 | 1 | 4 | 1 | 2 | 1 | 3 | | 1 | | | | 2 | | 1 | | | 24 | 6.8 | |
| | | Q | F | 1 | | | | | | | | 1 | | | 1 | | | | 1 | | | | 4 | 11.5 | |
| | | NQ | M | 1 | 4 | 3 | 2 | 9 | 8 | 11 | 8 | 3 | 4 | 6 | 2 | 1 | | | | | | | 62 | 8.6 | |
| | | NQ | F | 1 | 1 | 1 | | 1 | 2 | | | 2 | 2 | | | 3 | 1 | | | | | | 14 | 6.9 | |
| | | Total | | 4 | 9 | 7 | 3 | 14 | 11 | 13 | 9 | 9 | 6 | 7 | 3 | 4 | 1 | 2 | 1 | 1 | | 104 | 8.1 | | |
| 735 | ACQ DEFORMITIES OF TOE | | | | | | | | | | | | | | | | | | | | | | | | |
| | | Q | M | | | | | | | 2 | | | | | | | | | | | | | 2 | 3.0 | |
| | | Q | F | | | 1 | | 1 | 1 | | 1 | | | | | | | | | | | | 4 | 4.5 | |
| | | NQ | M | | | | 1 | | | | | | 1 | | | | | | | | | | 2 | 4.0 | |
| | | NQ | F | | | | | | | | | 2 | 2 | | | | | | | | | | 4 | 2.5 | |
| | | Total | | | | 1 | 1 | | 1 | 3 | | 1 | 2 | 3 | | | | | | | | 12 | 3.5 | | |
| 736 | OTH ACQUIRED LIMB DEFORMITIES | | | | | | | | | | | | | | | | | | | | | | | | |
| | | Q | M | 1 | | | 1 | | 1 | | | | | | | | | | | | | | 3 | 10.3 | |
| | | NQ | M | 1 | | | 2 | 4 | 1 | | 1 | 1 | | 1 | | | | | | | | | 11 | 11.2 | |
| | | NQ | F | 1 | 1 | 2 | | | | | | | | | | | | | | | | | 4 | 7.0 | |
| | | Total | | 3 | 1 | 2 | 3 | 4 | 2 | | 1 | 1 | | 1 | | | | | | | | 18 | 10.1 | | |

| ICD 9 CODE | DISCHARGE DIAGNOSIS | NAT SEX | 0-4 | 5-9 | 10-14 | 15-19 | 20-24 | 25-29 | 30-34 | 35-39 | 40-44 | 45-49 | 50-54 | 55-59 | 60-64 | 65-69 | 70-74 | 75-79 | 80-84 | 85+ | SUM | AVG LOS | NO. OF DEATHS |
|------------|---------------------|---------|-----|-----|-------|-------|-------|-------|-------|-------|-------|-------|-------|-------|-------|-------|-------|-------|-------|-----|-----|---------|---------------|
|------------|---------------------|---------|-----|-----|-------|-------|-------|-------|-------|-------|-------|-------|-------|-------|-------|-------|-------|-------|-------|-----|-----|---------|---------------|

| | | | | | | | | | | | | | | | | | | | | | | | | | |
|-----|--------------------|--------------|--|--|---|---|---|--|---|---|---|--|--|--|--|--|--|--|--|--|--|---|------|------|--|
| 737 | CURVATURE OF SPINE | Q M | | | 1 | | | | | | | | | | | | | | | | | 1 | 21.0 | | |
| | | Q F | | | 5 | 1 | | | 1 | | | | | | | | | | | | | | 7 | 10.9 | |
| | | NQ M | | | 1 | | | | | | | | | | | | | | | | | | 1 | 13.0 | |
| | | NQ F | | | 3 | 4 | | | | | 1 | | | | | | | | | | | | 8 | 8.3 | |
| | | Total | | | 1 | 9 | 5 | | | 1 | 1 | | | | | | | | | | | | 17 | 10.4 | |

| | | | | | | | | | | | | | | | | | | | | | | | | | |
|-----|--------------------------|--------------|--|---|--|----|----|---|----|----|---|---|---|--|--|--|---|--|--|--|--|----|-----|-----|--|
| 738 | OTHER ACQUIRED DEFORMITY | Q M | | | | 6 | 9 | 3 | 3 | 1 | | | | | | | | | | | | 22 | 3.9 | | |
| | | Q F | | | | 2 | 9 | 2 | 5 | 6 | 6 | | 2 | | | | | | | | | | 32 | 3.3 | |
| | | NQ M | | | | 2 | 4 | 1 | 6 | 4 | 1 | 1 | 1 | | | | | | | | | | 20 | 5.9 | |
| | | NQ F | | 1 | | 1 | 6 | 3 | 4 | 2 | | 1 | 1 | | | | 1 | | | | | | 20 | 6.0 | |
| | | Total | | 1 | | 11 | 28 | 9 | 18 | 13 | 7 | 2 | 4 | | | | 1 | | | | | | 94 | 4.5 | |

| | | | | | | | | | | | | | | | | | | | | | | | |
|-------------------------------------|--|----|----|----|----|----|----|----|----|----|----|----|---|---|---|---|---|---|--|--|-----|------|--|
| Total of Sub Group (730-739) | | 14 | 20 | 26 | 27 | 49 | 34 | 41 | 29 | 19 | 14 | 22 | 7 | 6 | 4 | 5 | 1 | 1 | | | 319 | 10.1 | |
|-------------------------------------|--|----|----|----|----|----|----|----|----|----|----|----|---|---|---|---|---|---|--|--|-----|------|--|

| | | | | | | | | | | | | | | | | | | | | | | | |
|---------------------------------------|--|----|----|----|----|-----|-----|-----|-----|-----|-----|-----|----|----|----|----|---|---|---|--|------|-----|---|
| Total of Major Group (710-739) | | 45 | 48 | 45 | 52 | 123 | 136 | 135 | 137 | 120 | 111 | 116 | 73 | 62 | 39 | 23 | 9 | 4 | 2 | | 1280 | 8.4 | 6 |
|---------------------------------------|--|----|----|----|----|-----|-----|-----|-----|-----|-----|-----|----|----|----|----|---|---|---|--|------|-----|---|

(740-759) CHAPTER XIV: CONGENITAL ANOMALIES

(740-759) CONGENITAL ANOMALIES

| | | | | | | | | | | | | | | | | | | | | | | | | | |
|-----|--------------|--------------|---|--|--|--|--|--|--|--|--|--|--|--|--|--|--|--|--|--|--|---|-----|------|--|
| 741 | SPINA BIFIDA | NQ M | 1 | | | | | | | | | | | | | | | | | | | 1 | 8.0 | | |
| | | NQ F | 3 | | | | | | | | | | | | | | | | | | | | 3 | 10.0 | |
| | | Total | 4 | | | | | | | | | | | | | | | | | | | | 4 | 9.5 | |

| | | | | | | | | | | | | | | | | | | | | | | | | | |
|-----|---|--------------|---|--|--|--|--|--|---|--|--|--|--|--|---|---|--|--|--|--|--|---|------|------|---|
| 742 | OTH. CONGENITAL ANOMALIES OF NERVOUS SYSTEM | Q M | | | | | | | | | | | | | 1 | | | | | | | 1 | 12.0 | | |
| | | Q F | 1 | | | | | | | | | | | | | | | | | | | | 1 | 8.0 | |
| | | NQ M | 4 | | | | | | 1 | | | | | | | | | | | | | | 5 | 19.4 | 1 |
| | | NQ F | 4 | | | | | | | | | | | | | | | | | | | | 4 | 23.5 | |
| | | Total | 9 | | | | | | 1 | | | | | | | 1 | | | | | | | 11 | 19.2 | 1 |

| | | | | | | | | | | | | | | | | | | | | | | | | | |
|-----|-----------------------------|--------------|---|--|--|--|--|---|--|--|--|--|--|--|--|--|--|--|--|--|--|---|-----|-----|--|
| 743 | CONGENITAL ANOMALIES OF EYE | Q F | 2 | | | | | | | | | | | | | | | | | | | 2 | 1.0 | | |
| | | NQ M | 3 | | | | | 1 | | | | | | | | | | | | | | | 4 | 1.5 | |
| | | Total | 5 | | | | | 1 | | | | | | | | | | | | | | | 6 | 1.3 | |

| | | | | | | | | | | | | | | | | | | | | | | | | | |
|-----|-------------------------------|--------------|---|---|---|---|---|---|--|--|---|---|--|--|--|--|--|--|--|--|--|---|-----|-----|--|
| 744 | CONG ANOM OF EAR, FACE & NECK | Q M | 1 | | | | | 1 | | | | | | | | | | | | | | 2 | 1.5 | | |
| | | Q F | 1 | 1 | 2 | 1 | | 1 | | | | | | | | | | | | | | | 6 | 3.5 | |
| | | NQ M | 1 | 1 | | | 1 | 2 | | | 1 | 1 | | | | | | | | | | | 7 | 3.1 | |
| | | NQ F | 4 | | | 1 | | | | | | | | | | | | | | | | | 5 | 2.2 | |
| | | Total | 7 | 2 | 2 | 2 | 1 | 4 | | | 1 | 1 | | | | | | | | | | | 20 | 2.9 | |

| ICD 9 CODE | DISCHARGE DIAGNOSIS | NAT | SEX | 0-4 | 5-9 | 10-14 | 15-19 | 20-24 | 25-29 | 30-34 | 35-39 | 40-44 | 45-49 | 50-54 | 55-59 | 60-64 | 65-69 | 70-74 | 75-79 | 80-84 | 85+ | SUM | AVG LOS | NO. OF DEATHS | | |
|---------------|--|-----|---|-----------|-----------|----------|----------|----------|----------|----------|----------|----------|----------|-------|-------|----------|-------|----------|-------|-------|-----|-----|------------|------------------|-------------|----------|
| | | | | | | | | | | | | | | | | | | | | | | | | | | |
| 745 | BULBUS CORDIS ANOMALIES AND ANOM. OF CARDIAC SEPT. | | Q M | 10 | 1 | 3 | 1 | | | | | 1 | | | | | | | | | | | 16 | 11.4 | | |
| | | | Q F | 18 | 8 | 1 | 1 | | 1 | 1 | 1 | 1 | | | | | | | | | | | | 32 | 10.1 | 1 |
| | | | NQ M | 21 | 2 | | 2 | | 2 | 1 | 2 | | | | | | 1 | | | | | | | 31 | 19.6 | 3 |
| | | | NQ F | 28 | 6 | 2 | | 1 | | 3 | | 2 | | | | | | | | | | | | 42 | 7.9 | 2 |
| | | | Total | 77 | 17 | 6 | 4 | 1 | 3 | 5 | 3 | 4 | | | | 1 | | | | | | | | 121 | 11.9 | 6 |
| 746 | OTHER CONGEN. HEART ANOMALIES | | Q M | 6 | | | | | | | | | | | | | | | | | | | 6 | 26.8 | | |
| | | | Q F | 7 | 1 | | 1 | | | | | | | | | | | | | | | | | 9 | 7.3 | |
| | | | NQ M | 9 | 2 | 1 | | 1 | 5 | | 2 | 3 | 2 | | | | | 1 | | | | | | 26 | 7.6 | 3 |
| | | | NQ F | 9 | | 1 | | | | | | 1 | | | | | | | | | | | | 11 | 6.7 | |
| | | | Total | 31 | 3 | 2 | 1 | 1 | 5 | | 3 | 3 | 2 | | | | | 1 | | | | | | 52 | 9.6 | 3 |
| 747 | OTH CONG ANOMALIES OF CIRCULATORY SYS. | | Q M | 5 | 2 | | | 1 | | | | | | | | | | | | | | | 8 | 4.4 | 1 | |
| | | | Q F | 13 | | | 1 | 1 | | | | | | | | | | | | | | | | 15 | 3.4 | 1 |
| | | | NQ M | 7 | | | 4 | | 5 | 2 | 1 | 1 | | | | | | | | | | | | 20 | 7.7 | |
| | | | NQ F | 16 | 2 | | | | 1 | 1 | | | | | | | | | | | | | | 20 | 7.4 | 3 |
| | | | Total | 41 | 4 | | 5 | 2 | 6 | 3 | 1 | 1 | | | | | | | | | | | | 63 | 6.2 | 5 |
| 748 | CONG. ANOM. OF RESPIRATORY SYSTEM | | Q M | 4 | | | | | | | | | | | | | | | | | | | 4 | 39.8 | 1 | |
| | | | Q F | 6 | | | 1 | 2 | | 1 | 1 | | | | | | | | | | | | | 11 | 23.4 | |
| | | | NQ M | 8 | | | | | | | | | 1 | | | | | | | | | | | 9 | 5.8 | 3 |
| | | | NQ F | 2 | 1 | | 1 | 1 | | | | | | | | | | | | | | | | 5 | 4.4 | |
| | | | Total | 20 | 1 | | 2 | 3 | | 1 | 1 | 1 | | | | | | | | | | | | 29 | 16.9 | 4 |
| 749 | CLEFT PALATE AND CLEFT LIP | | Q M | 20 | 1 | 1 | | | | | | | | | | | | | | | | | 22 | 3.1 | | |
| | | | Q F | 3 | 1 | | | | | | | | | | | | | | | | | | | 4 | 2.3 | |
| | | | NQ M | 18 | 1 | 1 | | | 1 | | | | | | | | | | | | | | | 21 | 5.9 | |
| | | | NQ F | 5 | | | | | | | | | | | | | | | | | | | | 5 | 2.2 | |
| | | | Total | 46 | 3 | 2 | | | 1 | | | | | | | | | | | | | | | 52 | 4.1 | |
| 750 | OTH. CONG. ANOM. OF UPPER ALIMINARY TRACT | | Q M | 4 | | | | | | | | | | | | | | | | | | | 4 | 4.3 | | |
| | | | Q F | 2 | | | | | | | | | | | | | | | | | | | | 2 | 10.5 | |
| | | | NQ M | 5 | | | | | | | | | | | | | | | | | | | | 5 | 6.6 | |
| | | | Total | 11 | | | | | | | | | | | | | | | | | | | | 11 | 6.5 | |
| | | 751 | OTH. CONG. ANOMALIES OF DIGESTIVE TRACT | | Q M | 2 | 3 | | 2 | | | | | | | | | | | | | | | | 7 | 12.9 |
| | NQ M | | | 8 | 1 | | | 2 | | 5 | 1 | | | | | 1 | | | | | | | | 18 | 12.9 | |
| | NQ F | | | 2 | | | | 1 | | | | | | | | | | | | | | | | 3 | 26.3 | 1 |
| | Total | | | 12 | 4 | | 2 | 3 | | 5 | 1 | | | | | 1 | | | | | | | | 28 | 14.3 | 1 |

| ICD 9 CODE | DISCHARGE DIAGNOSIS | NAT | SEX | AGE | | | | | | | | | | | | | | | | | AVG LOS | NO. OF DEATHS | |
|---------------|--|--------------|-----|-----------|-----------|-----------|----------|----------|----------|----------|----------|----------|----------|-------|----------|-------|-------|-------|-------|-------|------------|------------------|----------|
| | | | | 0-4 | 5-9 | 10-14 | 15-19 | 20-24 | 25-29 | 30-34 | 35-39 | 40-44 | 45-49 | 50-54 | 55-59 | 60-64 | 65-69 | 70-74 | 75-79 | 80-84 | | | 85+ |
| 752 | CONG. ANOM. OF GENITAL ORGANS | Q | M | 38 | 12 | 4 | 3 | | 1 | | 1 | 1 | | | | | | | | 60 | 2.7 | | |
| | | Q | F | | | 1 | 2 | 1 | 1 | | | | | | | | | | | | 5 | 2.0 | |
| | | NQ | M | 50 | 10 | 5 | 2 | 5 | 2 | 1 | 1 | | 1 | | | | | | | | 77 | 2.6 | |
| | | NQ | F | 2 | | 3 | | 1 | 3 | 2 | 3 | | 2 | | | | | | | | 16 | 3.2 | |
| | | Total | | 90 | 22 | 13 | 7 | 7 | 7 | 3 | 5 | 1 | 3 | | | | | | | | 158 | 2.7 | |
| 753 | CONG. ANOM. OF URINARY SYSTEM | Q | M | 5 | 2 | | | | | | | | | | | | | | | 7 | 5.7 | 1 | |
| | | Q | F | 3 | | | | | | | | 1 | | | | | | | | | 4 | 3.8 | |
| | | NQ | M | 10 | | | | 1 | 2 | | | | | 1 | | | | | | | 14 | 4.4 | 1 |
| | | NQ | F | 6 | | | | | | | | 1 | | | | | | | | | 7 | 7.0 | |
| | | Total | | 24 | 2 | | | 1 | 2 | | | 1 | 1 | | 1 | | | | | | 32 | 5.2 | 2 |
| 754 | CERTAIN CONG. MUSCULOSKEL. DEFORMITIES | Q | M | 3 | | 1 | 1 | | | | | | | | | | | | | 5 | 3.0 | | |
| | | Q | F | 9 | 2 | 2 | | | | 1 | 1 | | | | | | | | | | 15 | 4.5 | |
| | | NQ | M | 7 | 1 | | | | | | | | | | | | | | | | 8 | 2.5 | |
| | | NQ | F | 7 | 1 | 1 | 1 | 1 | | | | | | | | | | | | | 11 | 3.6 | |
| | | Total | | 26 | 4 | 4 | 2 | 1 | | 1 | 1 | | | | | | | | | | 39 | 3.6 | |
| 755 | OTH. CONG. ANOM. OF LIMBS | Q | M | 2 | | | | | | | | | | | | | | | | 2 | 13.5 | | |
| | | Q | F | 1 | | | 1 | | | | | | | | | | | | | | 2 | 3.0 | |
| | | NQ | M | 2 | 2 | | | | | | | | | | | | | | | | 4 | 1.8 | |
| | | NQ | F | 4 | | 1 | | | | | | | | | | | | | | | 5 | 1.6 | |
| | | Total | | 9 | 2 | 1 | 1 | | | | | | | | | | | | | | 13 | 3.7 | |
| 756 | OTH CONG. MUSCULOSKELET ANOMALIES | Q | M | 2 | 5 | 2 | | | | | | | | | | | | | | 9 | 2.6 | | |
| | | Q | F | 5 | | 1 | | | 1 | | | | | | | | | | | | 7 | 4.1 | |
| | | NQ | M | 7 | | 1 | | | | | | | | | | | | | | | 8 | 8.9 | 1 |
| | | NQ | F | 3 | 1 | 3 | | | | 1 | | | | | | | | | | | 8 | 7.4 | 2 |
| | | Total | | 17 | 6 | 7 | | | 1 | 1 | | | | | | | | | | | 32 | 5.7 | 3 |
| 757 | CONGEN. ANOMALIES OF THE INTEGUMENT | Q | M | 1 | | | | | | | | | | | | | | | | 1 | 7.0 | | |
| | | Q | F | 2 | | | 1 | 2 | 4 | 3 | 1 | 2 | | | | | | | | | 15 | 10.5 | 1 |
| | | NQ | M | | | 1 | | | | | | | | | | | | | | | 1 | 2.0 | |
| | | NQ | F | 1 | | | | 1 | 3 | 5 | 3 | | | | | | | | | | 13 | 4.5 | |
| | | Total | | 4 | | 1 | 1 | 3 | 7 | 8 | 4 | 2 | | | | | | | | | 30 | 7.5 | 1 |
| 758 | CHROMOSOMAL ANOMALIES | Q | M | 1 | | | 1 | | | | | | | | | | | | | 2 | 7.0 | | |
| | | Q | F | 1 | | | | | | | | | | | | | | | | 1 | 237.0 | | |
| | | NQ | M | 2 | | | | | | | | | | | | | | | | 2 | 10.0 | 1 | |
| | | NQ | F | 4 | 1 | | | | | | | | | | | | | | | | 5 | 52.4 | 1 |
| | | Total | | 8 | 1 | | 1 | | | | | | | | | | | | | | 10 | 53.3 | 2 |

| ICD 9 CODE | DISCHARGE DIAGNOSIS | NAT SEX | 0-4 | 5-9 | 10-14 | 15-19 | 20-24 | 25-29 | 30-34 | 35-39 | 40-44 | 45-49 | 50-54 | 55-59 | 60-64 | 65-69 | 70-74 | 75-79 | 80-84 | 85+ | SUM | AVG LOS | NO. OF DEATHS |
|---------------|---------------------|---------|-----|-----|-------|-------|-------|-------|-------|-------|-------|-------|-------|-------|-------|-------|-------|-------|-------|-----|-----|------------|------------------|
|---------------|---------------------|---------|-----|-----|-------|-------|-------|-------|-------|-------|-------|-------|-------|-------|-------|-------|-------|-------|-------|-----|-----|------------|------------------|

759 OTH. & UNSPECIFIED CONG. ANOMALIES

| | | | | | | | | | | | | | | | | | | | | | | | | |
|--------------|-----------|----------|----------|----------|--|--|----------|----------|--|--|--|--|--|--|--|--|--|--|--|--|--|-----------|------------|----------|
| Q M | 1 | | 1 | | | | | | | | | | | | | | | | | | | 2 | 3.0 | |
| Q F | 2 | | 1 | 2 | | | | | | | | | | | | | | | | | | 5 | 6.8 | |
| NQ M | 2 | 2 | | | | | 2 | 1 | | | | | | | | | | | | | | 7 | 2.3 | |
| NQ F | 8 | | | | | | | | | | | | | | | | | | | | | 8 | 17.5 | 2 |
| Total | 13 | 2 | 2 | 2 | | | 2 | 1 | | | | | | | | | | | | | | 22 | 8.9 | 2 |

Total of Sub Group (740-759)

| | | | | | | | | | | | | | | | | | | | | | | | |
|------------|-----------|-----------|-----------|-----------|-----------|-----------|-----------|-----------|----------|--|--|--|----------|----------|----------|--|--|--|--|--|------------|------------|-----------|
| 454 | 73 | 40 | 30 | 23 | 39 | 29 | 20 | 14 | 6 | | | | 3 | 1 | 1 | | | | | | 733 | 7.8 | 30 |
|------------|-----------|-----------|-----------|-----------|-----------|-----------|-----------|-----------|----------|--|--|--|----------|----------|----------|--|--|--|--|--|------------|------------|-----------|

Total of Major Group (740-759)

| | | | | | | | | | | | | | | | | | | | | | | | |
|------------|-----------|-----------|-----------|-----------|-----------|-----------|-----------|-----------|----------|--|--|--|----------|----------|----------|--|--|--|--|--|------------|------------|-----------|
| 454 | 73 | 40 | 30 | 23 | 39 | 29 | 20 | 14 | 6 | | | | 3 | 1 | 1 | | | | | | 733 | 7.8 | 30 |
|------------|-----------|-----------|-----------|-----------|-----------|-----------|-----------|-----------|----------|--|--|--|----------|----------|----------|--|--|--|--|--|------------|------------|-----------|

(760-779) CHAPTER XV: CERTAIN CONDITIONS ORIGINATING IN PERINATAL PERIOD

(760-779) CERTAIN CONDITIONS ORIGINATING IN PERINATAL PERIOD

760 FETUS OR NEWBORN AFFECTED BY MATERNAL CONDITION WHICH MAY UNRELATED TO PRESENT PREGNANCY

| | | | | | | | | | | | | | | | | | | | | | | | | |
|--------------|----------|--|--|--|--|--|--|--|--|--|--|--|--|--|--|--|--|--|--|--|--|----------|------------|--|
| Q M | 2 | | | | | | | | | | | | | | | | | | | | | 2 | 4.5 | |
| Q F | 1 | | | | | | | | | | | | | | | | | | | | | 1 | 1.0 | |
| NQ M | 3 | | | | | | | | | | | | | | | | | | | | | 3 | 3.3 | |
| NQ F | 1 | | | | | | | | | | | | | | | | | | | | | 1 | 6.0 | |
| Total | 7 | | | | | | | | | | | | | | | | | | | | | 7 | 3.7 | |

761

| | | | | | | | | | | | | | | | | | | | | | | | | |
|-----|---|--|--|--|--|--|--|--|--|--|--|--|--|--|--|--|--|--|--|--|--|---|-----|--|
| Q F | 1 | | | | | | | | | | | | | | | | | | | | | 1 | 2.0 | |
|-----|---|--|--|--|--|--|--|--|--|--|--|--|--|--|--|--|--|--|--|--|--|---|-----|--|

762 FETUS OR NB AFFECTD BY COMP. OF PLACENTA, CARD AND MEMBARANCES

| | | | | | | | | | | | | | | | | | | | | | | | | |
|------|---|--|--|--|--|--|--|--|--|--|--|--|--|--|--|--|--|--|--|--|--|---|------|--|
| NQ F | 1 | | | | | | | | | | | | | | | | | | | | | 1 | 16.0 | |
|------|---|--|--|--|--|--|--|--|--|--|--|--|--|--|--|--|--|--|--|--|--|---|------|--|

763 FETUS OR NB AFFECTD BY COMP. OF LABOR AND DELIVERY

| | | | | | | | | | | | | | | | | | | | | | | | | |
|--------------|----------|--|--|--|--|--|--|--|--|--|--|--|--|--|--|--|--|--|--|--|--|----------|------------|--|
| Q F | 2 | | | | | | | | | | | | | | | | | | | | | 2 | 2.0 | |
| NQ F | 1 | | | | | | | | | | | | | | | | | | | | | 1 | 3.0 | |
| Total | 3 | | | | | | | | | | | | | | | | | | | | | 3 | 2.3 | |

764 SLOW FETAL GROWTH AND FETAL MALNUTRITION

| | | | | | | | | | | | | | | | | | | | | | | | | |
|--------------|-----------|--|--|--|--|--|--|--|--|--|--|--|--|--|--|--|--|--|--|--|--|-----------|------------|--|
| Q M | 13 | | | | | | | | | | | | | | | | | | | | | 13 | 6.5 | |
| Q F | 14 | | | | | | | | | | | | | | | | | | | | | 14 | 11.2 | |
| NQ M | 11 | | | | | | | | | | | | | | | | | | | | | 11 | 10.4 | |
| NQ F | 17 | | | | | | | | | | | | | | | | | | | | | 17 | 7.8 | |
| Total | 55 | | | | | | | | | | | | | | | | | | | | | 55 | 8.9 | |

765 DISORDERS REL TO SHORT GESTATION & UNSP. L.B.W.

| | | | | | | | | | | | | | | | | | | | | | | | | |
|--------------|------------|--|--|--|--|--|--|--|--|--|--|--|--|--|--|--|--|--|--|--|--|------------|-------------|-----------|
| Q M | 130 | | | | | | | | | | | | | | | | | | | | | 130 | 21.5 | 8 |
| Q F | 104 | | | | | | | | | | | | | | | | | | | | | 104 | 19.4 | 4 |
| NQ M | 125 | | | | | | | | | | | | | | | | | | | | | 125 | 23.6 | 6 |
| NQ F | 112 | | | | | | | | | | | | | | | | | | | | | 112 | 23.8 | 7 |
| Total | 471 | | | | | | | | | | | | | | | | | | | | | 471 | 22.1 | 25 |

766 DISORDERS RELATED TO LONG GESTATION AND HIGH BIRTH WEIGHT

| | | | | | | | | | | | | | | | | | | | | | | | | |
|--------------|----------|--|--|--|--|--|--|--|--|--|--|--|--|--|--|--|--|--|--|--|--|----------|------------|--|
| Q F | 2 | | | | | | | | | | | | | | | | | | | | | 2 | 4.5 | |
| NQ M | 3 | | | | | | | | | | | | | | | | | | | | | 3 | 6.0 | |
| NQ F | 1 | | | | | | | | | | | | | | | | | | | | | 1 | 4.0 | |
| Total | 6 | | | | | | | | | | | | | | | | | | | | | 6 | 5.2 | |

| ICD 9 CODE | DISCHARGE DIAGNOSIS | NAT | SEX | AGE | | | | | | | | | | | | | | | | | SUM | AVG LOS | NO. OF DEATHS | | |
|---------------|---|-----|--------------|--|----------|-------|-------|-------|-------|-------|-------|-------|-------|-------|-------|-------|-------|-------|-------|-------|-----|------------|------------------|-------------|-----------|
| | | | | 0-4 | 5-9 | 10-14 | 15-19 | 20-24 | 25-29 | 30-34 | 35-39 | 40-44 | 45-49 | 50-54 | 55-59 | 60-64 | 65-69 | 70-74 | 75-79 | 80-84 | | | | 85+ | |
| 767 | BIRTH TRAUMA | | Q M | 2 | | | | | | | | | | | | | | | | | 2 | 1.0 | | | |
| | | | Q F | 3 | | | | | | | | | | | | | | | | | | 3 | 3.0 | | |
| | | | NQ M | 8 | | | | | | | | | | | | | | | | | | 8 | 2.9 | | |
| | | | NQ F | 6 | | | | | | | | | | | | | | | | | | 6 | 4.0 | | |
| | | | Total | 19 | | | | | | | | | | | | | | | | | | | 19 | 3.1 | |
| 768 | INTRAUTERINE HYPOXIA & BIRTH ASPHYXIA | | Q M | 3 | | | | | | | | | | | | | | | | | 3 | 36.7 | | | |
| | | | Q F | 4 | | | | | | | | | | | | | | | | | | 4 | 37.0 | | |
| | | | NQ M | 5 | | | | | | | | | | | | | | | | | | 5 | 121.8 | 2 | |
| | | | NQ F | 1 | | | | | | | | | | | | | | | | | | 1 | 34.0 | | |
| | | | Total | 13 | | | | | | | | | | | | | | | | | | | 13 | 69.3 | 2 |
| 769 | RESPIRATORY DISTRESS SYNDROME | | Q M | 48 | | | | | | | | | | | | | | | | | 48 | 14.4 | | | |
| | | | Q F | 44 | | | | | | | | | | | | | | | | | | 44 | 15.8 | | |
| | | | NQ M | 64 | | | | | | | | | | | | | | | | | | 64 | 12.3 | | |
| | | | NQ F | 29 | | | | | | | | | | | | | | | | | | 29 | 8.4 | | |
| | | | Total | 185 | | | | | | | | | | | | | | | | | | | 185 | 13.1 | |
| 770 | OTH RESPIRATORY CONDITIONS OF FETUS & NEWBORN | | Q M | 115 | 1 | | | | | | | | | | | | | | | | 116 | 4.6 | 2 | | |
| | | | Q F | 76 | | | | | | | | | | | | | | | | | | 76 | 3.5 | 1 | |
| | | | NQ M | 134 | | | | | | | | | | | | | | | | | | 134 | 4.5 | 2 | |
| | | | NQ F | 90 | | | | | | | | | | | | | | | | | | 90 | 4.0 | 5 | |
| | | | Total | 415 | 1 | | | | | | | | | | | | | | | | | | 416 | 4.3 | 10 |
| 771 | INFECTIONS SPECIFIC TO PERINATAL PD. | | Q M | 41 | | | | | | | | | | | | | | | | | 41 | 6.7 | | | |
| | | | Q F | 26 | | | | | | | | | | | | | | | | | | 26 | 7.4 | 1 | |
| | | | NQ M | 47 | | | | | | | | | | | | | | | | | | 47 | 10.3 | 2 | |
| | | | NQ F | 43 | | | | | | | | | | | | | | | | | | 43 | 7.3 | 2 | |
| | | | Total | 157 | | | | | | | | | | | | | | | | | | | 157 | 8.0 | 5 |
| 772 | FETAL AND NEONATAL HAEMORRHAGE | | Q M | 3 | | | | | | | | | | | | | | | | | 3 | 8.0 | 1 | | |
| | | | NQ M | 1 | | | | | | | | | | | | | | | | | | 1 | 46.0 | 1 | |
| | | | NQ F | 2 | | | | | | | | | | | | | | | | | | 2 | 5.5 | 1 | |
| | | | Total | 6 | | | | | | | | | | | | | | | | | | | 6 | 13.5 | 3 |
| | | | 773 | HEMOLYTIC DIS. OF FETUS OR NEWBORN, DUE TO ISOIMMUN. | | Q M | 13 | | | | | | | | | | | | | | | | | 13 | 4.7 |
| Q F | 14 | | | | | | | | | | | | | | | | | | | | | 14 | 3.5 | | |
| NQ M | 22 | | | | | | | | | | | | | | | | | | | | | 22 | 3.7 | | |
| NQ F | 35 | | | | | | | | | | | | | | | | | | | | | 35 | 3.4 | | |
| Total | 84 | | | | | | | | | | | | | | | | | | | | | | 84 | 3.7 | |

| ICD 9 CODE | DISCHARGE DIAGNOSIS | NAT | SEX | 0-4 | 5-9 | 10-14 | 15-19 | 20-24 | 25-29 | 30-34 | 35-39 | 40-44 | 45-49 | 50-54 | 55-59 | 60-64 | 65-69 | 70-74 | 75-79 | 80-84 | 85+ | SUM | AVG LOS | NO. OF DEATHS | |
|---------------|--|--------------|-----|-------------|----------|-------|-------|-------|-------|-------|-------|-------|-------|-------|-------|-------|-------|-------|-------|-------|-----|-----|-------------|------------------|-----------|
| 774 | OTHER PERINATAL JAUNDICE | | | | | | | | | | | | | | | | | | | | | | | | |
| | | Q | M | 16 | | | | | | | | | | | | | | | | | | | 16 | 3.4 | |
| | | Q | F | 15 | | | | | | | | | | | | | | | | | | | 15 | 3.3 | |
| | | NQ | M | 25 | | | | | | | | | | | | | | | | | | | 25 | 4.2 | |
| | | NQ | F | 13 | | | | | | | | | | | | | | | | | | | 13 | 4.8 | |
| | | Total | | 69 | | | | | | | | | | | | | | | | | | | 69 | 4.0 | |
| 775 | ENDOCRINE & METABOLIC DISTURBANCES SPEC TO FETUS | | | | | | | | | | | | | | | | | | | | | | | | |
| | | Q | M | 9 | | | | | | | | | | | | | | | | | | | 9 | 6.3 | |
| | | Q | F | 8 | | | | | | | | | | | | | | | | | | | 8 | 3.8 | |
| | | NQ | M | 12 | | | | | | | | | | | | | | | | | | | 12 | 10.1 | 1 |
| | | NQ | F | 11 | | | | | | | | | | | | | | | | | | | 11 | 4.2 | |
| | | Total | | 40 | | | | | | | | | | | | | | | | | | | 40 | 6.4 | 1 |
| 776 | HEMATOLOGICAL DISORDERS OF FETUS AND NEWBORN | | | | | | | | | | | | | | | | | | | | | | | | |
| | | Q | M | 2 | | | | | | | | | | | | | | | | | | | 2 | 11.0 | |
| | | Q | F | 1 | | | | | | | | | | | | | | | | | | | 1 | 5.0 | |
| | | NQ | M | 3 | | | | | | | | | | | | | | | | | | | 3 | 3.7 | |
| | | NQ | F | 1 | | | | | | | | | | | | | | | | | | | 1 | 1.0 | 1 |
| | | Total | | 7 | | | | | | | | | | | | | | | | | | | 7 | 5.6 | 1 |
| 777 | PERINATAL DISORDERS OF DIGESTIVE SYSTEM | | | | | | | | | | | | | | | | | | | | | | | | |
| | | Q | M | 1 | | | | | | | | | | | | | | | | | | | 1 | 9.0 | |
| | | NQ | M | 2 | | | | | | | | | | | | | | | | | | | 2 | 2.5 | |
| | | Total | | 3 | | | | | | | | | | | | | | | | | | | 3 | 4.7 | |
| 778 | COND. INVOLV. INTEGUMENT & TEMP. REG. OF FETUS & NEWBORN | | | | | | | | | | | | | | | | | | | | | | | | |
| | | Q | M | 3 | | | | | | | | | | | | | | | | | | | 3 | 5.0 | |
| | | Q | F | 3 | | | | | | | | | | | | | | | | | | | 3 | 5.0 | |
| | | NQ | M | 7 | | | | | | | | | | | | | | | | | | | 7 | 5.4 | |
| | | NQ | F | 12 | | | | | | | | | | | | | | | | | | | 12 | 4.3 | |
| | | Total | | 25 | | | | | | | | | | | | | | | | | | | 25 | 4.8 | |
| 779 | OTH. ILL-DEF COND ORIG. IN PERINATAL PERIOD | | | | | | | | | | | | | | | | | | | | | | | | |
| | | Q | M | 13 | | | | | | | | | | | | | | | | | | | 13 | 8.1 | |
| | | Q | F | 10 | | | | | | | | | | | | | | | | | | | 10 | 11.5 | 1 |
| | | NQ | M | 17 | | | | | | | | | | | | | | | | | | | 17 | 4.5 | |
| | | NQ | F | 17 | | | | | | | | | | | | | | | | | | | 17 | 12.2 | 1 |
| | | Total | | 57 | | | | | | | | | | | | | | | | | | | 57 | 8.8 | 2 |
| | Total of Sub Group (760-779) | | | 1624 | 1 | | | | | | | | | | | | | | | | | | 1625 | 11.7 | 49 |
| | Total of Major Group (760-779) | | | 1624 | 1 | | | | | | | | | | | | | | | | | | 1625 | 11.7 | 49 |

(780-799) CHAPTER XVI: SYMPTOMS, SIGNS, AND ILL-DEFINED CONDITIONS

(780-789) SYMPTOMS, SIGNS, & ILL-DEFINED CONDITIONS

780 GENERAL SYMPTOMS

| | | | | | | | | | | | | | | | | | | | | | |
|--------------|------------|-----------|-----------|-----------|-----------|-----------|-----------|-----------|-----------|-----------|-----------|-----------|----------|-----------|-----------|----------|----------|----------|------------|------------|----------|
| Q M | 38 | 21 | 12 | 4 | 6 | 3 | | 1 | 6 | | 2 | 1 | 5 | 7 | 3 | 2 | 3 | | 114 | 3.8 | |
| Q F | 28 | 21 | 10 | 2 | 4 | 3 | 3 | 2 | 4 | 1 | 2 | 2 | 2 | | 5 | 1 | 1 | | 91 | 3.5 | |
| NQ M | 62 | 22 | 17 | 3 | 10 | 11 | 17 | 10 | 10 | 16 | 11 | 6 | 1 | 3 | 2 | 4 | | | 205 | 3.7 | 1 |
| NQ F | 45 | 25 | 12 | 3 | 2 | 7 | 3 | 8 | 6 | 1 | 4 | 3 | | 4 | | | | 1 | 124 | 4.3 | 2 |
| Total | 173 | 89 | 51 | 12 | 22 | 24 | 23 | 21 | 26 | 18 | 19 | 12 | 8 | 14 | 10 | 7 | 4 | 1 | 534 | 3.8 | 3 |

781 SYMPT. INVOLVING NERVOUS & MUSCULOSKELETAL SYST.

| | | | | | | | | | | | | | | | | | | | | | |
|--------------|-----------|----------|--|----------|--|--|----------|--|----------|--|----------|--|----------|--|----------|--|--|--|-----------|------------|--|
| Q M | 3 | | | | | | | | | | | | | | | | | | 3 | 3.3 | |
| Q F | 3 | 1 | | | | | | | | | 1 | | 1 | | 1 | | | | 7 | 3.6 | |
| NQ M | 6 | 1 | | | | | | | 1 | | | | | | | | | | 8 | 8.8 | |
| NQ F | 3 | | | 1 | | | 1 | | | | | | | | | | | | 5 | 16.8 | |
| Total | 15 | 2 | | 1 | | | 1 | | 1 | | 1 | | 1 | | 1 | | | | 23 | 8.2 | |

782 SYMPT. INVOLVING SKIN & INTEGUMENTARY TISSUE

| | | | | | | | | | | | | | | | | | | | | | |
|--------------|----------|----------|--|----------|----------|----------|----------|----------|----------|--|----------|---|----------|----------|---|----------|----------|----------|-----------|------------|--|
| Q M | 1 | | | | | | 1 | | 1 | | | | | | | | | | 3 | 12.3 | |
| Q F | 1 | 1 | | | 1 | | 1 | | | | | | 2 | | 1 | 1 | | | 8 | 10.0 | |
| NQ M | 2 | | | | 1 | | 1 | | 1 | | 1 | 1 | | | 1 | | | | 8 | 5.5 | |
| NQ F | | 1 | | 1 | 1 | 1 | 1 | | | | | | 1 | | | | | | 6 | 2.2 | |
| Total | 4 | 2 | | 1 | 2 | 2 | 2 | 2 | 2 | | 2 | | 1 | 4 | | 1 | 1 | 1 | 25 | 7.0 | |

783 SYMPT. CONCERNING NUTRITION, METABOLISM & DEV.

| | | | | | | | | | | | | | | | | | | | | | |
|--------------|-----------|----------|----------|--|--|--|--|--|----------|--|----------|---|--|--|--|--|----------|----------|-----------|------------|----------|
| Q M | 2 | | 1 | | | | | | 1 | | | | | | | | 2 | | 6 | 4.8 | 1 |
| Q F | 4 | | | | | | | | | | | | | | | | 1 | | 5 | 3.2 | |
| NQ M | 8 | 1 | | | | | | | | | | 1 | | | | | | | 10 | 14.2 | |
| NQ F | 7 | 1 | 1 | | | | | | | | | | | | | | | | 9 | 11.9 | |
| Total | 21 | 2 | 2 | | | | | | 1 | | 1 | | | | | | 1 | 2 | 30 | 9.8 | 1 |

784 SYMPTOMS INVOLVING HEAD AND NECK

| | | | | | | | | | | | | | | | | | | | | | |
|--------------|----------|----------|----------|----------|----------|-----------|----------|----------|----------|-----------|----------|----------|----------|----------|----------|----------|----------|--|-----------|------------|--|
| Q M | | 2 | 1 | 2 | | 1 | | | 2 | 1 | | 1 | | 2 | | 1 | | | 13 | 5.4 | |
| Q F | 2 | 1 | | | | 2 | | | 1 | 1 | 1 | 1 | | | | | 2 | | 11 | 2.8 | |
| NQ M | 2 | | | | 2 | 9 | 1 | 5 | 5 | 9 | 5 | 4 | 3 | | 3 | | | | 48 | 4.1 | |
| NQ F | | | 1 | 1 | 2 | 2 | 1 | | 1 | 2 | 2 | | 2 | 1 | | | | | 15 | 2.7 | |
| Total | 4 | 3 | 2 | 3 | 4 | 14 | 2 | 5 | 9 | 13 | 8 | 6 | 5 | 3 | 3 | 1 | 2 | | 87 | 3.9 | |

785 SYMPTOMS INVOLVING CARDIOVASCULAR SYSTEM

| | | | | | | | | | | | | | | | | | | | | | |
|--------------|----------|----------|----------|--|----------|-----------|----------|----------|----------|----------|----------|----------|----------|----------|----------|----------|---|--|-----------|------------|----------|
| Q M | | 2 | | | | 2 | | 3 | | | | | 2 | | 1 | | | | 10 | 2.5 | |
| Q F | 1 | | 1 | | | 2 | 1 | 1 | 1 | 3 | 2 | | | 1 | 1 | | | | 14 | 8.9 | 1 |
| NQ M | 4 | | 1 | | 2 | 4 | 2 | 1 | | 3 | 2 | | 2 | | | | 1 | | 22 | 4.0 | 3 |
| NQ F | 4 | | | | | 2 | 1 | 3 | 3 | 1 | | 1 | 1 | | | | 3 | | 19 | 2.9 | 3 |
| Total | 9 | 2 | 2 | | 2 | 10 | 4 | 8 | 4 | 7 | 4 | 3 | 3 | 2 | 1 | 4 | | | 65 | 4.5 | 7 |

| ICD 9 CODE | DISCHARGE DIAGNOSIS | NAT | SEX | 0-4 | 5-9 | 10-14 | 15-19 | 20-24 | 25-29 | 30-34 | 35-39 | 40-44 | 45-49 | 50-54 | 55-59 | 60-64 | 65-69 | 70-74 | 75-79 | 80-84 | 85+ | SUM | AVG LOS | NO. OF DEATHS |
|------------|--|--------------|-----|------------|------------|------------|-----------|-----------|------------|-----------|-----------|-----------|-----------|-----------|-----------|-----------|-----------|-----------|-----------|-----------|----------|-------------|------------|---------------|
| 786 | SYMPTOMS INVOLVING RESPIRATORY & OTH CHEST SYMPTOMS | | | | | | | | | | | | | | | | | | | | | | | |
| | | Q | M | 10 | 1 | 1 | | 1 | 1 | 4 | 1 | 5 | 2 | 1 | 3 | 1 | | 2 | 2 | | | 35 | 5.3 | |
| | | Q | F | 8 | | 1 | | 1 | 3 | | 1 | 1 | 6 | 4 | 6 | 3 | 2 | | 1 | 1 | | 38 | 4.4 | 1 |
| | | NQ | M | 6 | 2 | | | 3 | 3 | 7 | 15 | 10 | 17 | 15 | 12 | 5 | 1 | 2 | | | | 98 | 3.4 | 1 |
| | | NQ | F | 6 | | | | | 4 | 5 | 6 | | 5 | 3 | 2 | 2 | 2 | 1 | | | | 36 | 2.3 | |
| | | Total | | 30 | 3 | 2 | | 5 | 11 | 16 | 23 | 16 | 30 | 23 | 23 | 11 | 5 | 5 | 3 | 1 | | 207 | 3.7 | 2 |
| 787 | SYMPTOMS INVOLVING DIGESTIVE SYSTEM | | | | | | | | | | | | | | | | | | | | | | | |
| | | Q | M | 4 | 2 | 1 | 1 | | | | | 1 | 1 | | 2 | | 2 | | 2 | | | 16 | 6.7 | 1 |
| | | Q | F | 1 | | 1 | 1 | 1 | 1 | | | 3 | 1 | 2 | 3 | 2 | 1 | | 2 | | | 19 | 11.7 | 1 |
| | | NQ | M | 2 | 1 | | | | 1 | | 1 | 1 | | 1 | 2 | 1 | 1 | | 1 | | | 12 | 4.3 | |
| | | NQ | F | 2 | 1 | | | 1 | 2 | 1 | 1 | 2 | | 2 | 4 | | | | | | | 16 | 4.3 | |
| | | Total | | 9 | 4 | 2 | 2 | 2 | 4 | 1 | 2 | 7 | 2 | 5 | 11 | 3 | 4 | | 5 | | | 63 | 7.1 | 2 |
| 788 | URINARY SYSTEM SYMPTOMS | | | | | | | | | | | | | | | | | | | | | | | |
| | | Q | M | | 1 | | | | | | 3 | 1 | 1 | | 1 | 1 | 2 | 2 | | 3 | 1 | 16 | 4.9 | |
| | | Q | F | 1 | | | | | 1 | | 1 | 1 | 1 | | | 1 | 1 | 2 | | | | 9 | 9.8 | |
| | | NQ | M | 2 | | | | 1 | 6 | 1 | 3 | 4 | 3 | 2 | 3 | 3 | 1 | | | | | 29 | 3.5 | |
| | | NQ | F | 1 | | | | | 2 | 2 | 3 | 2 | 1 | | | | | | | | | 11 | 3.5 | |
| | | Total | | 4 | 1 | | | 1 | 9 | 3 | 10 | 8 | 6 | 2 | 4 | 5 | 4 | 4 | | 3 | 1 | 65 | 4.7 | |
| 789 | OTH. SYMPTOMS INVOLVING ABDOMEN & PELVIS | | | | | | | | | | | | | | | | | | | | | | | |
| | | Q | M | 5 | 15 | 16 | 4 | 7 | 8 | 4 | 1 | | | | | | 1 | | | 2 | | 63 | 3.4 | |
| | | Q | F | 3 | 7 | 14 | 11 | 14 | 14 | 11 | 7 | 2 | 1 | 4 | 3 | 1 | 1 | | 1 | 1 | | 95 | 3.3 | 1 |
| | | NQ | M | 2 | 21 | 20 | 3 | 16 | 22 | 9 | 12 | 9 | 4 | 1 | 4 | 1 | | 4 | | | | 128 | 2.2 | 1 |
| | | NQ | F | | 9 | 9 | 11 | 12 | 17 | 10 | 8 | 4 | 4 | 2 | 1 | 3 | 1 | 1 | 1 | | | 93 | 3.1 | 1 |
| | | Total | | 10 | 52 | 59 | 29 | 49 | 61 | 34 | 28 | 15 | 9 | 7 | 8 | 5 | 3 | 5 | 2 | 3 | | 379 | 2.9 | 3 |
| | Total of Sub Group (780-789) | | | 279 | 160 | 120 | 48 | 87 | 135 | 86 | 99 | 87 | 87 | 70 | 68 | 45 | 35 | 30 | 24 | 16 | 2 | 1478 | 4.0 | 18 |
| (790-796) | NONSPECIFIC ABNORMAL FINDINGS | | | | | | | | | | | | | | | | | | | | | | | |
| 790 | NON-SPEC FINDINGS OF BLOOD EXAM | | | | | | | | | | | | | | | | | | | | | | | |
| | | Q | M | 1 | | | 1 | | | 1 | | 2 | 3 | 1 | | 1 | 3 | 1 | 2 | 1 | | 17 | 7.1 | |
| | | Q | F | 2 | | 1 | 1 | | | 1 | 1 | | | 1 | 1 | 1 | | 2 | 2 | 1 | | 15 | 8.3 | 1 |
| | | NQ | M | 4 | 1 | | 1 | 2 | 1 | | 1 | 1 | 1 | 1 | 5 | | 1 | 1 | 2 | 2 | | 24 | 5.9 | |
| | | NQ | F | 2 | | | | 2 | | 2 | | 1 | | 1 | | 2 | | | | 1 | | 11 | 5.4 | |
| | | Total | | 9 | 1 | 1 | 3 | 4 | 1 | 4 | 2 | 4 | 4 | 4 | 6 | 4 | 5 | 2 | 6 | 6 | 1 | 67 | 6.7 | 1 |
| 791 | NON-SPEC FINDINGS OF URINE EXAM | | | | | | | | | | | | | | | | | | | | | | | |
| | | NQ | M | | | 1 | | | | | | | | | | | | | | | | 1 | 1.0 | |
| 793 | NONSPEC ABNORMAL FIND. RADIOLOGICAL & OTHER EXAM OF BODY | | | | | | | | | | | | | | | | | | | | | | | |
| | | Q | F | | | | | | | | 1 | | | | | | | | | | | 1 | 2.0 | |
| | | NQ | F | | | | | | | | 2 | 4 | 1 | 1 | | | | | | | | 8 | 2.1 | |
| | | Total | | | | | | | | | 2 | 5 | 1 | 1 | | | | | | | | 9 | 2.1 | |
| 794 | NONSPEC ABNORMAL RESULTS OF FUNCTION STUDIES | | | | | | | | | | | | | | | | | | | | | | | |
| | | Q | M | | | | | | | | | | | | | 1 | | | | | | 1 | 1.0 | |

| ICD 9 CODE | DISCHARGE DIAGNOSIS | NAT | SEX | 0-4 | 5-9 | 10-14 | 15-19 | 20-24 | 25-29 | 30-34 | 35-39 | 40-44 | 45-49 | 50-54 | 55-59 | 60-64 | 65-69 | 70-74 | 75-79 | 80-84 | 85+ | SUM | AVG LOS | NO. OF DEATHS | |
|---------------------------------------|--|--------------|-----|------------|------------|------------|-----------|-----------|------------|-----------|------------|-----------|-----------|-----------|-----------|-----------|-----------|-----------|-----------|-----------|----------|-------------|-------------|------------------|----|
| | | | | | | | | | | | | | | | | | | | | | | | | | |
| 795 | NONSPEC ABN. HISTOLOGICAL & IMMUNOLOGICAL FINDINGS | | | | | | | | | | 1 | | | | | | 1 | | | | | 2 | 33.5 | | |
| | | Q | F | | | | | | | | 1 | | | | | | 1 | | | | | 2 | 33.5 | | |
| | | NQ | M | | | | | | | | 1 | | 2 | | | | | | | | | 3 | 9.0 | | |
| | | NQ | F | | | | | | | 3 | | | | 1 | | | | | | | | 4 | 7.5 | | |
| | | Total | | | | | | | | 3 | 2 | | 2 | 1 | | | 1 | | | | | 9 | 13.8 | | |
| 796 | OTHER NONSPEC ABNORMAL FINDINGS | | | | | | | | | | | | | | | | | | | | | 2 | 3.5 | | |
| | | Q | M | | | | | | | | | | | | | | | | | | | 2 | 3.5 | | |
| | | Q | F | | | | | | 2 | | 2 | | | | | | | | | | | 4 | 1.3 | | |
| | | NQ | F | | | | 1 | | 3 | 5 | 2 | | | | | | | | | | | 11 | 1.5 | | |
| | | Total | | | | 1 | | 5 | 5 | 4 | | | | | | | | | | | | 17 | 1.6 | | |
| Total of Sub Group (790-796) | | | | 11 | 1 | 2 | 4 | 4 | 6 | 12 | 10 | 9 | 7 | 6 | 7 | 4 | 6 | 2 | 6 | 6 | 1 | 104 | 6.0 | 1 | |
| (797-799) | ILL-DEFINED & UNKNOWN CAUSES OF MORB. &MORT | | | | | | | | | | | | | | | | | | | | | | | | |
| 798 | SUDDEN DEATH, CAUSE UNKNOWN | | | | | | | | | | | | | | | | | | | | | 1 | 16.0 | | |
| | | Q | M | | | | | | | | | | | | | | | | | | | 1 | 16.0 | | |
| 799 | OTH ILL-DEF AND UNKNOWN CAUSES OF MORBIDITY & MORTALITY | | | | | | | | | | 1 | | | | | | 1 | | | | | 2 | 4.5 | | |
| | | Q | M | | | | | | | | 1 | | | | | | 1 | | | | | 2 | 4.5 | | |
| | | Q | F | 1 | 1 | | | | | | | | | | | | | | | | | 2 | 12.0 | | |
| | | NQ | M | | | | | | | | | | | | | | | | | | 1 | 1 | 52.0 | 1 | |
| | | NQ | F | 1 | | | | | | | | | | 1 | | | | | | | | 2 | 8.0 | 2 | |
| | | Total | | 2 | 1 | | | | | 1 | | | | 1 | | 1 | 1 | | | | 1 | 7 | 14.4 | 3 | |
| Total of Sub Group (797-799) | | | | 3 | 1 | | | | | 1 | | | | 1 | | 1 | 1 | | | | 1 | 8 | 14.6 | 3 | |
| Total of Major Group (780-799) | | | | 293 | 162 | 122 | 52 | 91 | 141 | 98 | 110 | 96 | 94 | 76 | 76 | 49 | 42 | 32 | 30 | 22 | 4 | 1590 | 4.2 | 22 | |
| (800-999) | CHAPTER XVII:INJURY AND POISONING | | | | | | | | | | | | | | | | | | | | | | | | |
| (800-804) | FRACTURE OF SKULL | | | | | | | | | | | | | | | | | | | | | | | | |
| 800 | SKULL VAULT FRACTURE | | | | | | | | | | | | | | | | | | | | | | | | |
| | | Q | M | 9 | 1 | 1 | 4 | 3 | 1 | | | 1 | | | | | | | | | | 22 | 7.7 | 3 | |
| | | Q | F | 4 | 1 | 1 | 1 | | | | | | | | | | | | | | | 7 | 3.3 | | |
| | | NQ | M | 9 | 2 | | 1 | 12 | 21 | 20 | 12 | 7 | 7 | 3 | 2 | 1 | | | | | 4 | 101 | 14.0 | 10 | |
| | | NQ | F | 6 | 1 | 1 | | | | 1 | | | | | | | | | | | | 9 | 6.3 | 2 | |
| | | Total | | 28 | 5 | 3 | 6 | 15 | 22 | 21 | 12 | 8 | 7 | 3 | 2 | 3 | | | | | 4 | 139 | 11.9 | 15 | |
| 801 | FRACTURE OF BASE OF SKULL | | | | | | | | | | | | | | | | | | | | | | | | |
| | | Q | M | 3 | 4 | 2 | 3 | | | 2 | | | | | | | | | | | | 14 | 5.7 | 1 | |
| | | Q | F | 2 | 1 | | | 1 | 1 | | | | | | | | | | | | | 5 | 23.2 | | |
| | | NQ | M | 4 | 3 | 3 | 7 | 15 | 24 | 18 | 11 | 9 | 5 | 3 | 1 | | 1 | 1 | | | | 8 | 113 | 13.4 | 13 |
| | | NQ | F | 3 | | 1 | | 1 | | 1 | | | | | | | | | | | | 6 | 6.7 | 1 | |
| | | Total | | 12 | 8 | 6 | 10 | 17 | 25 | 21 | 11 | 9 | 5 | 3 | 1 | | 1 | 1 | | | 8 | 138 | 12.7 | 15 | |

| ICD 9 CODE | DISCHARGE DIAGNOSIS | NAT | SEX | 0-4 | 5-9 | 10-14 | 15-19 | 20-24 | 25-29 | 30-34 | 35-39 | 40-44 | 45-49 | 50-54 | 55-59 | 60-64 | 65-69 | 70-74 | 75-79 | 80-84 | 85+ | SUM | AVG LOS | NO. OF DEATHS | |
|------------------|---|--------------|-----|-----|-----------|-----------|-----------|-----------|-----------|-----------|-----------|-----------|-----------|-----------|-----------|-----------|-----------|----------|----------|----------|----------|------------|-------------|---------------|-----------|
| 802 | FRACTURE OF FACE BONES | | | | 1 | | 4 | 5 | 5 | | 2 | 2 | | | | | | | | | | 19 | 5.0 | | |
| | | Q | M | | 1 | | 4 | 5 | 5 | | 2 | 2 | | | | | | | | | | 19 | 5.0 | | |
| | | Q | F | | | | | | 1 | | | | | 1 | | | | | | | | 2 | 2.0 | | |
| | | NQ | M | | 2 | | 3 | 16 | 13 | 14 | 9 | 12 | 3 | 5 | 4 | | | | | | | 81 | 5.5 | | |
| | | NQ | F | | | | 2 | | | 1 | 1 | | | | | | | | | | | 4 | 12.5 | | |
| | | Total | | | 3 | | 7 | 23 | 19 | 14 | 12 | 15 | 3 | 6 | 4 | | | | | | | 106 | 5.6 | | |
| 803 | OTH. & UNQUALIFIED SKULL FRACTURES | | | | 1 | | | | 1 | | | 1 | | | | | | | | | | 3 | 8.7 | | |
| | | NQ | M | | 1 | | | | 1 | | | 1 | | | | | | | | | | 3 | 8.7 | | |
| 804 | MULTIPLE FRACTURES INVOLVING SKULL OR FACE WITH OTHER BONES | | | | | | | | | | | | | | | | | | | | | 1 | 1.0 | 1 | |
| | | NQ | M | | | | | | | | | | | | | | | | | | | 1 | 1.0 | 1 | |
| | Total of Sub Group (800-804) | | | | 40 | 17 | 9 | 23 | 55 | 67 | 56 | 35 | 33 | 15 | 12 | 7 | 3 | 1 | 1 | | | 13 | 387 | 10.4 | 31 |
| (805-809) | FRACTURE OF SPINE & TRUNK | | | | | | | | | | | | | | | | | | | | | | | | |
| 805 | FRACT. OF VERT. COLUMN W/O SPINAL CORD INJ. | | | | | | 6 | 9 | 5 | 3 | 3 | 1 | 1 | 1 | 3 | 2 | | 2 | | 2 | | 38 | 9.6 | | |
| | | Q | M | | | | 6 | 9 | 5 | 3 | 3 | 1 | 1 | 1 | 3 | 2 | | 2 | | 2 | | 38 | 9.6 | | |
| | | Q | F | | | | 2 | 1 | | | 2 | | | 1 | 1 | | 2 | | | | | 9 | 16.0 | | |
| | | NQ | M | | 1 | | 3 | 29 | 37 | 29 | 25 | 28 | 13 | 5 | 2 | 1 | 1 | | | | | 174 | 10.3 | | |
| | | NQ | F | | | | 2 | 7 | 2 | 5 | 4 | 3 | 2 | 4 | 2 | 1 | 1 | | | | | 33 | 12.8 | | |
| | | Total | | | 1 | | 13 | 46 | 44 | 37 | 34 | 32 | 16 | 11 | 8 | 4 | 4 | 2 | | 2 | | 254 | 10.7 | | |
| 806 | FRACT. OF VERTEBRAL COLUMN WITH SPINAL CORD INJ. | | | | | | 2 | 1 | 1 | | | | | 1 | | 1 | | | | | | 6 | 8.7 | | |
| | | Q | M | | | | 2 | 1 | 1 | | | | | 1 | | 1 | | | | | | 6 | 8.7 | | |
| | | Q | F | | | | | | | | 1 | | | | | | | | | | | 1 | 11.0 | | |
| | | NQ | M | | | | 2 | 15 | 11 | 7 | 6 | 1 | 3 | 4 | | | | | | | | 49 | 27.6 | 2 | |
| | | NQ | F | | | | 1 | 1 | 3 | | | | | | | | | | | 1 | | 6 | 22.7 | | |
| | | Total | | | | | 2 | 4 | 17 | 14 | 7 | 7 | 1 | 4 | 4 | 1 | | | | 1 | | 62 | 25.0 | 2 | |
| 807 | FRACT. OF RIB, STERNUM, LARYNX, & TRACHEA | | | | | 1 | 2 | 3 | 4 | 2 | | 2 | | 2 | 1 | 1 | 1 | 1 | | | | 20 | 4.2 | | |
| | | Q | M | | | 1 | 2 | 3 | 4 | 2 | | 2 | | 2 | 1 | 1 | 1 | 1 | | | | 20 | 4.2 | | |
| | | Q | F | | | | | | | | 1 | | | | 1 | | 1 | | | | | 3 | 5.7 | | |
| | | NQ | M | | 1 | 1 | 1 | 8 | 14 | 13 | 9 | 17 | 12 | 13 | 5 | 3 | 1 | 1 | | 1 | 1 | 101 | 5.0 | | |
| | | NQ | F | | | | | | | 1 | | | 2 | | 1 | | | | 1 | | | 5 | 7.6 | | |
| | | Total | | | 1 | 1 | 1 | 3 | 11 | 18 | 16 | 10 | 19 | 14 | 15 | 8 | 4 | 3 | 2 | 1 | 1 | 129 | 5.0 | | |
| 808 | PELVIS FRACTURE | | | | | | 4 | 4 | 1 | | | | | 1 | | 3 | 1 | | | | | 14 | 20.0 | | |
| | | Q | M | | | | 4 | 4 | 1 | | | | | 1 | | 3 | 1 | | | | | 14 | 20.0 | | |
| | | Q | F | | | | | | 1 | | 1 | | 2 | | | | | | | 1 | | 5 | 11.4 | | |
| | | NQ | M | | 1 | 1 | 2 | 3 | 10 | 13 | 16 | 14 | 8 | 5 | 7 | 1 | 1 | | | | 1 | 83 | 20.8 | 2 | |
| | | NQ | F | | | 1 | | | 2 | 2 | 1 | 1 | 1 | | | | | | | | | 8 | 23.1 | | |
| | | Total | | | 1 | 2 | 2 | 7 | 16 | 17 | 17 | 16 | 9 | 7 | 8 | 1 | 4 | 1 | | 1 | 1 | 110 | 20.4 | 2 | |
| | Total of Sub Group (805-809) | | | | 2 | 4 | 3 | 25 | 77 | 96 | 84 | 67 | 67 | 38 | 38 | 21 | 13 | 8 | 4 | 1 | 5 | 2 | 555 | 12.9 | 4 |

(810-819) FRACTURE OF UPPER LIMB

810 CLAVICLE FRACTURE

| | | | | | | | | | | | | | | | | | | | | | | | | |
|--------------|---|--|--|--|----------|----------|----------|----------|----------|---|--|--|--|----------|---|--|--|--|--|--|--|-----------|------------|-----|
| Q | M | | | | 1 | 1 | | | | | | | | | | | | | | | | | 2 | 4.5 |
| NQ | M | | | | 1 | 3 | 2 | 2 | 4 | | | | | | 1 | | | | | | | | 13 | 5.0 |
| NQ | F | | | | | | | | | 1 | | | | | | | | | | | | | 1 | 4.0 |
| Total | | | | | 2 | 4 | 2 | 2 | 5 | | | | | 1 | | | | | | | | 16 | 4.9 | |

811 SCAPULA FRACTURE

| | | | | | | | | | | | | | | | | | | | | | | | | |
|--------------|---|--|--|--|--|----------|----------|--|--|----------|--|--|--|--|----------|---|----------|---|--|--|--|--|----------|------------|
| Q | F | | | | | | | | | | | | | | | | | 1 | | | | | 1 | 21.0 |
| NQ | M | | | | | 1 | 1 | | | 1 | | | | | | 1 | | | | | | | 4 | 4.3 |
| Total | | | | | | 1 | 1 | | | 1 | | | | | 1 | | 1 | | | | | | 5 | 7.6 |

812 HUMERUS FRACTURE

| | | | | | | | | | | | | | | | | | | | | | | | | |
|--------------|---|-----------|-----------|-----------|-----------|-----------|-----------|-----------|-----------|----------|----------|----------|----------|----------|----------|----------|---|---|--|--|--|------------|------------|-----|
| Q | M | 6 | 5 | 7 | 6 | 3 | 2 | | | | | 1 | 2 | | | 1 | 1 | 2 | | | | | 36 | 5.1 |
| Q | F | 2 | 2 | 1 | | 1 | 1 | | | | | | 1 | 1 | | | | 2 | | | | | 11 | 3.4 |
| NQ | M | 12 | 15 | 7 | 6 | 7 | 15 | 11 | 13 | 8 | 4 | 1 | 2 | 4 | | | | | | | | | 105 | 7.5 |
| NQ | F | 7 | 7 | 2 | 1 | 2 | 1 | 1 | | | | 2 | 1 | | | | | | | | | | 24 | 3.2 |
| Total | | 27 | 29 | 17 | 13 | 13 | 19 | 12 | 13 | 9 | 8 | 3 | 3 | 5 | 1 | 4 | | | | | | 176 | 6.2 | |

813 RADIUS & ULNA FRACTURE

| | | | | | | | | | | | | | | | | | | | | | | | | |
|--------------|---|----------|-----------|-----------|-----------|-----------|-----------|-----------|-----------|-----------|-----------|-----------|-----------|----------|----------|---|--|--|--|--|--|------------|------------|-----|
| Q | M | | 9 | 11 | 9 | 4 | 5 | 2 | 1 | 1 | 4 | 1 | | | 2 | | | | | | | | 49 | 4.6 |
| Q | F | | 2 | 3 | | | 1 | 2 | | | 1 | | | | 1 | 1 | | | | | | | 11 | 5.3 |
| NQ | M | 1 | 5 | 12 | 10 | 34 | 55 | 52 | 42 | 37 | 15 | 15 | 8 | 2 | 1 | | | | | | | | 289 | 5.2 |
| NQ | F | | 4 | 3 | 1 | 2 | 7 | 2 | 3 | 4 | 1 | 3 | 3 | 1 | 1 | | | | | | | | 35 | 3.5 |
| Total | | 1 | 20 | 29 | 20 | 40 | 68 | 58 | 46 | 42 | 21 | 19 | 11 | 6 | 3 | | | | | | | 384 | 5.0 | |

814 CARPAL BONE FRACTURE

| | | | | | | | | | | | | | | | | | | | | | | | | |
|--------------|---|--|--|--|----------|----------|----------|----------|--|----------|--|--|--|--|--|--|--|--|--|--|--|--|-----------|------------|
| NQ | M | | | | 1 | 3 | 4 | 1 | | 2 | | | | | | | | | | | | | 11 | 6.6 |
| NQ | F | | | | | | 1 | | | | | | | | | | | | | | | | 1 | 15.0 |
| Total | | | | | 1 | 3 | 5 | 1 | | 2 | | | | | | | | | | | | | 12 | 7.3 |

815 METACARPAL BONE FRACTURE

| | | | | | | | | | | | | | | | | | | | | | | | | |
|--------------|---|----------|--|----------|----------|-----------|-----------|-----------|-----------|----------|----------|--|--|--|--|--|--|--|--|--|--|-----------|------------|-----|
| Q | M | 1 | | | 5 | 4 | 1 | 1 | 1 | | | | | | | | | | | | | | 13 | 1.4 |
| Q | F | | | | 1 | | 1 | | | | | | | | | | | | | | | | 2 | 6.5 |
| NQ | M | | | 1 | 2 | 11 | 18 | 15 | 15 | 7 | 4 | | | | | | | | | | | | 73 | 1.6 |
| NQ | F | | | | | | 2 | | | | | | | | | | | | | | | | 2 | 2.0 |
| Total | | 1 | | 1 | 8 | 15 | 22 | 16 | 16 | 7 | 4 | | | | | | | | | | | 90 | 1.7 | |

816 FRACTURE OF ONE OR MORE PHALANGES OF HAND

| | | | | | | | | | | | | | | | | | | | | | | | | |
|--------------|---|----------|-----------|----------|----------|-----------|-----------|-----------|-----------|-----------|-----------|----------|----------|----------|--|--|--|--|--|--|--|------------|------------|-----|
| Q | M | 1 | 7 | | 2 | 2 | 2 | | 1 | 1 | | | | | | | | | | | | | 16 | 1.1 |
| Q | F | 2 | | | | | | | | | | | | | | | | | | | | | 2 | 1.0 |
| NQ | M | 3 | 4 | 6 | 3 | 32 | 52 | 29 | 21 | 16 | 15 | 6 | 4 | 1 | | | | | | | | | 192 | 1.5 |
| NQ | F | | | | | | 3 | 2 | 1 | 1 | 1 | | | | | | | | | | | | 8 | 1.3 |
| Total | | 6 | 11 | 6 | 5 | 34 | 57 | 31 | 23 | 18 | 16 | 6 | 4 | 1 | | | | | | | | 218 | 1.4 | |

817 MULTIPLE FRACTURE OF HAND BONES

| | | | | | | | | | | | | | | | | | | | | | | | | |
|--------------|---|--|--|--|--|----------|--|--|--|--|--|--|--|--|--|--|----------|--|--|--|--|--|----------|------------|
| Q | M | | | | | | | | | | | | | | | | 1 | | | | | | 1 | 3.0 |
| NQ | M | | | | | 1 | | | | | | | | | | | | | | | | | 1 | 2.0 |
| Total | | | | | | 1 | | | | | | | | | | | 1 | | | | | | 2 | 2.5 |

| ICD 9 CODE | DISCHARGE DIAGNOSIS | NAT | SEX | 0-4 | 5-9 | 10-14 | 15-19 | 20-24 | 25-29 | 30-34 | 35-39 | 40-44 | 45-49 | 50-54 | 55-59 | 60-64 | 65-69 | 70-74 | 75-79 | 80-84 | 85+ | SUM | AVG LOS | NO. OF DEATHS | |
|-------------------------------------|---|--------------|-----|-----------|-----------|-----------|-----------|------------|------------|------------|------------|-----------|-----------|-----------|-----------|-----------|----------|-----------|-----------|----------|----------|------------|-------------|---------------|--|
| Total of Sub Group (810-819) | | | | 35 | 60 | 53 | 49 | 111 | 174 | 120 | 104 | 78 | 49 | 28 | 19 | 13 | 5 | 5 | | | | | 903 | 4.0 | |
| (820-829) | FRACTURE OF LOWER LIMB | | | | | | | | | | | | | | | | | | | | | | | | |
| 820 | FRACTURE NECK OF FEMUR | | | | | | | | | | | | | | | | | | | | | | | | |
| | | Q | M | | 1 | | 2 | 2 | 2 | | 1 | | 1 | 1 | 2 | 1 | | 2 | 3 | | 4 | 22 | 22.1 | | |
| | | Q | F | | | 2 | | | | | 2 | | | | 1 | 5 | 1 | 5 | 5 | 2 | | 23 | 19.5 | 1 | |
| | | NQ | M | | 1 | 1 | 1 | 6 | 7 | 8 | 10 | 4 | 4 | 7 | 3 | 6 | 1 | 3 | 2 | 2 | 3 | 69 | 12.8 | | |
| | | NQ | F | | | | 1 | | | | 1 | | 1 | 1 | 4 | 1 | 4 | 4 | 3 | 2 | | 22 | 22.7 | | |
| | | Total | | | 2 | 3 | 3 | 9 | 9 | 8 | 11 | 7 | 5 | 9 | 7 | 16 | 3 | 14 | 14 | 7 | 9 | 136 | 17.1 | 1 | |
| 821 | FRACT. OF OTH & UNSPECIFIED PARTS OF FEMUR | | | | | | | | | | | | | | | | | | | | | | | | |
| | | Q | M | | 2 | 5 | 3 | 11 | 6 | 7 | | 1 | 1 | | | | | | | | | 36 | 14.4 | | |
| | | Q | F | | 1 | 5 | | 1 | 2 | | 1 | 1 | | | 1 | 1 | | 1 | 2 | | | 16 | 21.3 | 1 | |
| | | NQ | M | | 6 | 4 | 2 | 9 | 15 | 17 | 11 | 16 | 3 | 2 | 3 | 1 | 2 | | | 1 | | 92 | 12.0 | 1 | |
| | | NQ | F | | 5 | 3 | | | | | 2 | | | | 1 | | | | 1 | | | 12 | 12.0 | | |
| | | Total | | | 14 | 17 | 5 | 20 | 22 | 26 | 13 | 18 | 5 | 2 | 3 | 3 | | 1 | 4 | | | 156 | 13.5 | 2 | |
| 822 | PATELLA FRACTURE | | | | | | | | | | | | | | | | | | | | | | | | |
| | | Q | M | | | | | 1 | | | | | | | | | | | | | | 1 | 33.0 | | |
| | | Q | F | | | | 1 | | | | | | 1 | | 1 | | | | | | | 3 | 6.3 | | |
| | | NQ | M | | | | 1 | 5 | 8 | 11 | 12 | 6 | 4 | 1 | 1 | | 1 | | | | | 50 | 6.0 | | |
| | | NQ | F | | | | | | | 2 | 1 | | 2 | 1 | | | | 1 | | | | 7 | 6.0 | | |
| | | Total | | | | | 2 | 6 | 8 | 13 | 13 | 6 | 7 | 2 | 2 | | 1 | 1 | | | | 61 | 6.4 | | |
| 823 | TIBIA & FIBULA FRACTURE | | | | | | | | | | | | | | | | | | | | | | | | |
| | | Q | M | | | 4 | 2 | 6 | 4 | 3 | 2 | 1 | 2 | | | | | 1 | | | | 25 | 10.2 | | |
| | | Q | F | | | | | 1 | 1 | | | | | | 1 | 1 | | | | | | 4 | 40.3 | | |
| | | NQ | M | | 1 | 2 | 8 | 5 | 28 | 39 | 33 | 36 | 23 | 14 | 15 | 4 | 4 | | 1 | 1 | | 214 | 12.0 | | |
| | | NQ | F | | | 1 | 1 | | 1 | | 2 | 2 | 1 | 1 | 1 | 1 | | 1 | 1 | | | 14 | 14.6 | | |
| | | Total | | | 1 | 7 | 11 | 11 | 34 | 43 | 36 | 39 | 27 | 15 | 17 | 6 | 5 | 1 | 2 | 2 | | 257 | 12.4 | | |
| 824 | ANKLE FRACTURE | | | | | | | | | | | | | | | | | | | | | | | | |
| | | Q | M | | | 2 | 5 | 5 | 5 | | 2 | 4 | | 1 | 1 | | | | | | | 25 | 18.0 | | |
| | | Q | F | | 1 | 1 | 1 | | 1 | | 1 | | 1 | 1 | 2 | | 1 | 1 | | | | 11 | 8.0 | | |
| | | NQ | M | | 2 | 3 | 9 | 22 | 38 | 37 | 29 | 16 | 17 | 10 | 1 | 1 | 2 | | | | | 187 | 7.1 | | |
| | | NQ | F | | 2 | 1 | | 3 | | | 2 | 3 | 5 | 3 | | 1 | 3 | | | | | 23 | 8.0 | | |
| | | Total | | | 7 | 10 | 15 | 30 | 39 | 39 | 36 | 19 | 24 | 15 | 3 | 2 | 6 | 1 | | | | 246 | 8.4 | | |
| 825 | FRACT. OF ONE OR MORE TARSAL & METATARSAL BONES | | | | | | | | | | | | | | | | | | | | | | | | |
| | | Q | M | | | | 1 | 2 | 3 | | | | | | | | | | | | | 6 | 4.5 | | |
| | | Q | F | | | | 1 | 2 | 1 | | | | | | | | | | | | | 4 | 13.0 | | |
| | | NQ | M | | | | 2 | 19 | 46 | 43 | 23 | 22 | 12 | 6 | 3 | 1 | | | | | | 177 | 10.5 | | |
| | | NQ | F | | | | 1 | | 2 | 3 | 1 | 5 | 1 | | | | | | | | | 13 | 23.2 | | |
| | | Total | | | | | 5 | 23 | 52 | 46 | 24 | 27 | 13 | 6 | 3 | 1 | | | | | | 200 | 11.2 | | |
| 826 | FRACTURE OF ONE OR MORE PHALANGES OF FOOT | | | | | | | | | | | | | | | | | | | | | | | | |
| | | Q | M | | | | 1 | | | | | | | | | | | | | | | 1 | 4.0 | | |
| | | NQ | M | | 1 | 1 | 2 | 1 | 3 | | 4 | | | | | | | | | | | 12 | 8.4 | | |
| | | Total | | | 1 | 1 | 3 | 1 | 3 | | 4 | | | | | | | | | | | 13 | 8.1 | | |

| ICD 9 CODE | DISCHARGE DIAGNOSIS | NAT | SEX | AGE | | | | | | | | | | | | | | SUM | AVG LOS | NO. OF DEATHS | | | | | |
|-------------------------------------|--|--------------|-----|-----|-----|-------|-------|-------|-------|-------|-------|-------|-------|-------|-------|-------|-------|-----|------------|------------------|-------|-------|-------|-----|--|
| | | | | 0-4 | 5-9 | 10-14 | 15-19 | 20-24 | 25-29 | 30-34 | 35-39 | 40-44 | 45-49 | 50-54 | 55-59 | 60-64 | 65-69 | | | | 70-74 | 75-79 | 80-84 | 85+ | |
| Total of Sub Group (820-829) | | | | 15 | 34 | 30 | 59 | 125 | 180 | 155 | 145 | 91 | 66 | 52 | 24 | 27 | 11 | 19 | 20 | 7 | 9 | 1069 | 11.6 | 3 | |
| (830-839) | DISLOCATION | | | | | | | | | | | | | | | | | | | | | | | | |
| 831 | SHOULDER DISLOCATION | | | | | | 1 | 1 | 1 | | | | | | | | | | | | | 3 | 1.0 | | |
| | | Q | M | | | | 1 | 1 | 1 | | | | | | | | | | | | | | | | |
| | | NQ | M | | | | | | | | 1 | | | | | | | | | | | 1 | 1.0 | | |
| | | Total | | | | | 1 | 1 | 1 | | 1 | | | | | | | | | | | 4 | 1.0 | | |
| 832 | ELBOW DISLOCATION | | | | | | | | | | 1 | | | | | | | | | | | 1 | 1.0 | | |
| | | NQ | M | | | | | | | | 1 | | | | | | | | | | | 1 | 1.0 | | |
| | | NQ | F | | | | | | | | | 1 | | | | | | | | | | 1 | 16.0 | | |
| | | Total | | | | | | | | | 1 | 1 | | | | | | | | | | 2 | 8.5 | | |
| 833 | WRIST DISLOCATION | | | | | | | | | | | | | | | | | | | | | 1 | 1.0 | | |
| | | Q | M | | | 1 | | | | | | | | | | | | | | | | 1 | 1.0 | | |
| | | NQ | M | | | | 1 | | 1 | 1 | 1 | | 1 | | | | | | | | | 5 | 3.4 | | |
| | | Total | | | | 1 | 1 | | 1 | 1 | 1 | | 1 | | | | | | | | | 6 | 3.0 | | |
| 834 | DISLOCATION OF FINGER | | | | | | | | | | | | | | | | | | | | | | | | |
| | | NQ | M | 1 | | | 2 | 5 | 4 | | 1 | 2 | | 1 | | 1 | | | | | | 17 | 1.4 | | |
| | | NQ | F | 1 | | | | | | | | | | | | | | | | | | 1 | 1.0 | | |
| | | Total | | 2 | | | 2 | 5 | 4 | | 1 | 2 | | 1 | | 1 | | | | | | 18 | 1.3 | | |
| 835 | DISLOCATION OF HIP | | | | | | | | | | | | | | | | | | | | | 1 | 21.0 | | |
| | | Q | M | 1 | | | | | | | | | | | | | | | | | | 1 | 21.0 | | |
| | | NQ | M | | | | | 3 | 1 | 1 | 1 | | | | | | | | | | | 6 | 7.8 | | |
| | | Total | | 1 | | | | 3 | 1 | 1 | 1 | | | | | | | | | | | 7 | 9.7 | | |
| 836 | DISLOCATION OF KNEE | | | | | | | | | | | | | | | | | | | | | | | | |
| | | Q | M | | | | 1 | | | 1 | | | | | | | | | | | | 2 | 1.5 | | |
| | | NQ | M | | | 1 | | | | 1 | 3 | 1 | 1 | | 1 | | | | | | | 8 | 3.0 | | |
| | | NQ | F | | | | | | | | | 1 | | | | | | | | | | 1 | 10.0 | | |
| | | Total | | | | 1 | 1 | | | 2 | 3 | 2 | 1 | | 1 | | | | | | | 11 | 3.4 | | |
| 837 | DISLOCATION OF ANKLE | | | | | | | | | | | | | | | | | | | | | | | | |
| | | Q | M | | | | | 2 | | | | | | | | | | | | | | 2 | 2.5 | | |
| | | NQ | M | | | 1 | | | | | | | | | | | | | | | | 1 | 2.0 | | |
| | | Total | | | | 1 | | 2 | | | | | | | | | | | | | | 3 | 2.3 | | |
| 838 | FOOT DISLOCATION | | | | | | | | | | | | | | | | | | | | | | | | |
| | | Q | M | | 1 | 1 | | | | | | | | | | | | | | | | 2 | 5.0 | | |
| | | Q | F | | | | | | | | 1 | | | | | | | | | | | 1 | 1.0 | | |
| | | NQ | M | | 1 | | | 2 | | | | | | | | | | | | | | 3 | 3.7 | | |
| | | Total | | | 2 | 1 | | 2 | | 1 | | | | | | | | | | | | 6 | 3.7 | | |
| 839 | OTHER MULTIPLE & ILL-DEF. DISLOCATIONS | | | | | | | | | | | | | | | | | | | | | | | | |
| | | NQ | M | | | | 1 | 1 | 1 | 1 | 1 | | 1 | | | | | | | | | 6 | 9.0 | | |
| Total of Sub Group (830-839) | | | | 3 | 2 | 3 | 5 | 10 | 12 | 5 | 9 | 8 | 2 | 2 | 1 | 1 | | | | | | | 63 | 4.0 | |

| ICD 9 CODE | DISCHARGE DIAGNOSIS | NAT | SEX | 0-4 | 5-9 | 10-14 | 15-19 | 20-24 | 25-29 | 30-34 | 35-39 | 40-44 | 45-49 | 50-54 | 55-59 | 60-64 | 65-69 | 70-74 | 75-79 | 80-84 | 85+ | SUM | AVG LOS | NO. OF DEATHS |
|------------------|---|-----|-------------------------------------|----------|----------|----------|----------|----------|-----------|-----------|----------|----------|----------|----------|----------|----------|----------|-------|-------|----------|----------|-----------|-------------|---------------|
| (840-848) | SPRAINS & STRAINS OF JOINTS & ADJACENT MUSCLES | | | | | | | | | | | | | | | | | | | | | | | |
| 840 | SPRAINS & STRAINS OF SHOULDER & UPPER ARM | | NQ M | | | | | | | 1 | | | 2 | | 1 | | | | | | | 4 | 4.5 | |
| 842 | SPRAINS AND STRAINS OR WRIST AND HAND | | Q M | | | | | | | 1 | | | | | | | | | | | | 1 | 1.0 | |
| | | | NQ M | | | | | 2 | | | | | | | | | | | | | | 2 | 1.5 | |
| | | | Total | | | | | 2 | | 1 | | | | | | | | | | | | 3 | 1.3 | |
| 844 | SPRAINS & STRAINS OF KNEE & LEG | | Q M | | | | | | | 2 | | | | | | | | | | | | 2 | 9.5 | |
| | | | Q F | | | | | 1 | | | 1 | | | | | | | | | | | 2 | 6.0 | |
| | | | NQ M | | | | | 5 | 5 | 5 | 2 | 3 | | | | | | | | | | 20 | 5.2 | |
| | | | NQ F | | | | | | | | 1 | | | | | | | | | | | 1 | 5.0 | |
| | | | Total | | | | | 5 | 6 | 7 | 4 | 3 | | | | | | | | | | 25 | 5.6 | |
| 845 | SPRAINS & STRAINS OF ANKLE & FOOT | | Q F | | | | | | | | | | | | | | 1 | | | | | 1 | 5.0 | |
| | | | NQ M | | | | | 1 | 1 | 5 | 1 | 2 | 1 | 1 | | | | | | | | 12 | 3.3 | |
| | | | Total | | | | | 1 | 1 | 5 | 1 | 2 | 1 | 1 | | | 1 | | | | | 13 | 3.4 | |
| 847 | SPRAINS & STRAINS OF OTHER & UNSP. PARTS OF BACK | | Q M | | | | | 1 | 1 | | | | | | | | | | | | | 2 | 5.0 | |
| | | | Q F | | | | | 1 | 1 | | 1 | | | | | | | | | | | 3 | 3.0 | |
| | | | NQ M | | 1 | | 1 | 2 | 1 | | | | | 1 | 1 | | | | | | | 7 | 3.4 | |
| | | | NQ F | | | | | 1 | | | 1 | | | | | | | | | | | 2 | 7.5 | |
| | | | Total | | 1 | | 1 | 2 | 5 | | 1 | 2 | | 1 | 1 | | | | | | | 14 | 4.1 | |
| | | | Total of Sub Group (840-848) | | 1 | | 1 | 8 | 14 | 15 | 7 | 5 | 4 | 2 | 1 | | 1 | | | | | 59 | 4.5 | |
| (850-854) | SPRAINS & STRAINS OF JOINTS & ADJACENT MUSCLES | | | | | | | | | | | | | | | | | | | | | | | |
| 850 | CONCUSSION | | Q M | | 2 | 1 | | | | | | | | | | | | | | | | 3 | 2.7 | |
| | | | Q F | | | | | | 1 | | | | | | | | | | | | | 1 | 1.0 | |
| | | | NQ M | 2 | | | | | 1 | | | 2 | | | 1 | | | | | | | 6 | 6.2 | 1 |
| | | | NQ F | | | | | | | | | 1 | | | | | | | | | | 1 | 1.0 | |
| | | | Total | 2 | 2 | 1 | | | 2 | | | 3 | | | 1 | | | | | | | 11 | 4.3 | 1 |
| 851 | CEREBRAL LACERATION & CONTUSION | | Q M | | | 2 | 2 | 4 | 1 | 2 | | | | | | | 1 | | | 1 | | 13 | 24.8 | 1 |
| | | | Q F | | | | 1 | 1 | | 1 | | | | | | | | | | | | 3 | 9.0 | |
| | | | NQ M | | | 1 | | 4 | 10 | 6 | 7 | 1 | 3 | 2 | | 2 | | | | | 1 | 37 | 19.8 | 3 |
| | | | NQ F | 1 | | | | | 1 | | | | | | | | | | | | | 2 | 1.0 | |
| | | | Total | 1 | | 3 | 3 | 9 | 12 | 9 | 7 | 1 | 3 | 2 | | 2 | 1 | | | 1 | 1 | 55 | 19.7 | 4 |

| ICD 9 CODE | DISCHARGE DIAGNOSIS | NAT | SEX | 0-4 | 5-9 | 10-14 | 15-19 | 20-24 | 25-29 | 30-34 | 35-39 | 40-44 | 45-49 | 50-54 | 55-59 | 60-64 | 65-69 | 70-74 | 75-79 | 80-84 | 85+ | SUM | AVG LOS | NO. OF DEATHS | |
|------------------|--|--------------|-----|----------|----------|----------|-----------|-----------|-----------|-----------|-----------|-----------|-----------|----------|----------|----------|----------|----------|----------|----------|----------|------------|-------------|---------------|---|
| 852 | SUBARACHNOID, SUBDURAL & EXTRADURAL HAEMORRHAGE FOLLOWING INJURY | | | | | | | | | | | | | | | | | | | | | | | | |
| | | Q | M | | 1 | | 3 | 1 | 1 | | | 2 | 1 | | | | | | 1 | | | | 10 | 23.4 | 1 |
| | | Q | F | 1 | 1 | | | 1 | 1 | 1 | | | | | | | | | 1 | | | | 6 | 1.8 | 1 |
| | | NQ | M | 2 | 1 | | 2 | 8 | 7 | 10 | 7 | 5 | 6 | 4 | 3 | 2 | 1 | 1 | 1 | | | 2 | 62 | 29.0 | 6 |
| | | NQ | F | | | | 1 | | | | 2 | | | | | | | | | | | 3 | 65.0 | | |
| | | Total | | 3 | 3 | | 5 | 11 | 9 | 11 | 7 | 9 | 7 | 4 | 3 | 2 | 1 | 3 | 1 | | 2 | 81 | 27.6 | 8 | |
| 853 | OTH. AND UNSP INTRACRANIAL HEMORRHAGE | | | | | | | | | | | | | | | | | | | | | | | | |
| | | Q | M | | | | 3 | 1 | | | | | | | | | | | | | | | 4 | 30.8 | |
| | | Q | F | | | | | | | | | | | | | | | | 2 | | | | 2 | 21.5 | 1 |
| | | NQ | M | | 1 | | | 1 | | | 3 | | | 1 | 1 | | | | | | | | 7 | 78.6 | |
| | | Total | | 1 | 1 | | 3 | 2 | | 3 | | | 1 | 1 | | | | 2 | | | | 13 | 55.1 | 1 | |
| 854 | INTRACRANIAL INJURY OF OTH. AND UNSP. NATURE | | | | | | | | | | | | | | | | | | | | | | | | |
| | | Q | M | | 1 | 1 | | | | | | | | | | | | | | | | | 2 | 8.0 | 1 |
| | | NQ | M | | | | 2 | 1 | | 1 | | 2 | | | | | | | | | | | 6 | 6.7 | 1 |
| | | Total | | 1 | 1 | 2 | 1 | | | 1 | | 2 | | | | | | | | | | 8 | 7.0 | 2 | |
| | Total of Sub Group (850-854) | | | 6 | 7 | 5 | 13 | 23 | 23 | 21 | 17 | 15 | 10 | 7 | 5 | 4 | 2 | 3 | 3 | 1 | 3 | 168 | 24.7 | 16 | |
| (860-869) | INTERNAL INJURY OF CHEST ,ABDOMEN ,& PELVIS | | | | | | | | | | | | | | | | | | | | | | | | |
| 860 | TRAUM, PNEUMOTHORAX AND HEMOTHORAX | | | | | | | | | | | | | | | | | | | | | | | | |
| | | Q | M | | | | 1 | 1 | | | | | | | | | | | | | | | 2 | 4.0 | |
| | | Q | F | 1 | | | | | | | | | | | | | | | 1 | | | | 2 | 5.0 | |
| | | NQ | M | | | | | 2 | 2 | 2 | 1 | 1 | | | | | | | | | 1 | | 9 | 8.6 | |
| | | Total | | 1 | | | 1 | 1 | 2 | 2 | 2 | 1 | 1 | | | | | 1 | | | 1 | 13 | 7.3 | | |
| 861 | INJURY TO HEART & LUNG | | | | | | | | | | | | | | | | | | | | | | | | |
| | | Q | M | | | | | 1 | 1 | | | | | | | | | | | | | | 2 | 7.0 | |
| | | Q | F | | 1 | | | | | | | | | | | | | | | | | | 1 | 3.0 | |
| | | NQ | M | | | | | 1 | 2 | | 1 | | | | | | 1 | | | | | | 5 | 3.8 | |
| | | NQ | F | | | | | | | | | | 1 | | | | | | | | | | 1 | 18.0 | |
| | | Total | | 1 | | | 1 | 2 | 2 | | 1 | | 1 | | | 1 | | | | | | 9 | 6.0 | | |
| 862 | INJURY TO INTRATHORACIC ORGANS NEC/NOS | | | | | | | | | | | | | | | | | | | | | | | | |
| | | NQ | M | | | | | 1 | 3 | | | | | | | | | | | | | | 4 | 11.3 | |
| 863 | INJURY TO GASTROINTESTINAL TRACT | | | | | | | | | | | | | | | | | | | | | | | | |
| | | Q | M | | | | | | | 1 | | | | | | | | | | | | | 1 | 5.0 | |
| | | NQ | M | | | | 1 | | 5 | 8 | 7 | 2 | 3 | 1 | | | | | | | 1 | | 28 | 11.8 | 1 |
| | | NQ | F | | | | | 1 | | | | | | | | | | | | | | | 1 | 29.0 | |
| | | Total | | | | 1 | 1 | 5 | 9 | 7 | 2 | 3 | 1 | | | | | | | | 1 | 30 | 12.1 | 1 | |
| 864 | LIVER INJURY | | | | | | | | | | | | | | | | | | | | | | | | |
| | | Q | M | | | 1 | | | | 1 | | 1 | | | | | 1 | | | | | | 4 | 4.8 | |
| | | Q | F | 1 | | | | | | | 1 | | | | | | | | | | | | 2 | 4.0 | |
| | | NQ | M | | 1 | 1 | 1 | 3 | 3 | 3 | 3 | 1 | 2 | | 1 | | | | | | 1 | | 20 | 5.7 | 3 |
| | | NQ | F | | 1 | | | 1 | | | 1 | | | | | | | | | | | | 3 | 4.7 | |
| | | Total | | 1 | 2 | 2 | 1 | 4 | 3 | 4 | 5 | 2 | 2 | | 1 | | 1 | | | | 1 | 29 | 5.3 | 3 | |

| ICD 9 CODE | DISCHARGE DIAGNOSIS | NAT | SEX | AGE | | | | | | | | | | | | | | | | | SUM | AVG LOS | NO. OF DEATHS |
|-------------------------------------|--|-----|--------------|----------|----------|----------|----------|-----------|-----------|-----------|-----------|-----------|----------|----------|----------|-------|----------|----------|----------|------------|-------------|------------|------------------|
| | | | | 0-4 | 5-9 | 10-14 | 15-19 | 20-24 | 25-29 | 30-34 | 35-39 | 40-44 | 45-49 | 50-54 | 55-59 | 60-64 | 65-69 | 70-74 | 75-79 | 80-84 | | | |
| 865 | SPLEEN INJURY | | Q M | | | 1 | | | | 1 | | | | | | | | | | 2 | 5.5 | | |
| | | | Q F | 1 | | | | | | | | | | | | | | | | 1 | 5.0 | | |
| | | | NQ M | | 1 | | 2 | 8 | 3 | 1 | 5 | 2 | 1 | 1 | | | | | | 2 | 7.3 | 3 | |
| | | | NQ F | | | | | | | | | | | | | | | | | | | | |
| | | | Total | 1 | 1 | 1 | 2 | 8 | 3 | 2 | 5 | 2 | 1 | 1 | | | | | | 2 | 29 | 7.1 | 3 |
| 866 | KIDNEY INJURY | | Q M | | | | 1 | | | | | | | | | | | | 1 | 3.0 | | | |
| | | | NQ M | | | 1 | 3 | 3 | 2 | 1 | | 1 | | | | | | | | 11 | 13.3 | | |
| | | | NQ F | | | | | | | | | 1 | | 1 | | | | | | 2 | 12.5 | | |
| | | | NQ F | | | | | | | | | | | | | | | | | | | | |
| | | | Total | | | | 1 | 4 | 3 | 2 | 1 | 1 | 1 | 1 | | | | | | 14 | 12.4 | | |
| 867 | PELVIC ORGAN INJURY | | Q M | | | | | | | | | | | | | | | 1 | 1 | 7.0 | | | |
| | | | Q F | | | | | | | | 1 | | | | | | 1 | | | 2 | 7.5 | | |
| | | | NQ M | | | | 1 | 3 | 1 | 2 | | | 1 | | | | | | | 8 | 12.5 | | |
| | | | NQ F | 1 | | | | | | | | 1 | | | | | | | | 2 | 1.0 | | |
| | | | Total | 1 | | | | 1 | 3 | 1 | 2 | 2 | | 1 | | | | | 1 | 1 | 13 | 9.5 | |
| 868 | OTH INTRA-ABDOMINAL ORGANS INJURY | | Q M | | 1 | 1 | | | | | | | | | | | | | 2 | 5.0 | | | |
| | | | NQ M | | | | | 1 | 2 | 1 | 1 | 1 | | | | | | | | 6 | 4.3 | 1 | |
| | | | NQ F | | | | | | | | | | 1 | | | | | | | 1 | 6.0 | | |
| | | | NQ F | 1 | | | | | | | | | 1 | | | | | | | 2 | 1.0 | | |
| | | | Total | 1 | | | | 1 | 3 | 1 | 2 | 2 | | 1 | | | | | | 9 | 4.7 | 1 | |
| Total of Sub Group (860-869) | | | | 4 | 5 | 4 | 6 | 21 | 25 | 24 | 23 | 12 | 9 | 6 | 1 | | 2 | 1 | 1 | 6 | 150 | 8.4 | 8 |
| (870-879) | OPEN WOUND OF HEAD,NECK ,& TRUNCK | | | | | | | | | | | | | | | | | | | | | | |
| 870 | OPEN WOUND OF OCULAR ADNEXA | | | | | | | | | | | | | | | | | | | | | | |
| | | | Q M | 3 | 2 | | | | | | | | | | | | | | 5 | 1.0 | | | |
| | | | Q F | 1 | | | | | | | | | 1 | | | | | | | 2 | 5.5 | | |
| | | | NQ M | 1 | | 1 | | 2 | 2 | 3 | 1 | 1 | | | | | | 1 | | 12 | 1.4 | | |
| | | | NQ F | 1 | | | | | | | | | | | | | | | | | 1 | 1.0 | |
| | | | Total | 6 | 2 | 1 | | 2 | 2 | 3 | 1 | 1 | | 1 | | | | | | 20 | 1.7 | | |
| 871 | OPEN WOUND OF EYEBALL | | Q M | 1 | 2 | | 1 | | | | | | | | | | | | 4 | 3.8 | | | |
| | | | Q F | 1 | 1 | | | | | | | | | | | | | | | 2 | 4.0 | | |
| | | | NQ M | | 3 | | 1 | 23 | 28 | 24 | 13 | 17 | 4 | 6 | 2 | | 1 | | | 122 | 3.2 | | |
| | | | NQ F | 1 | | | | | | 1 | | 1 | | | | | | | | 3 | 2.7 | | |
| | | | Total | 3 | 6 | | 2 | 23 | 28 | 25 | 13 | 18 | 4 | 6 | 2 | | 1 | | | 131 | 3.3 | | |
| 872 | OPEN WOUND OF EAR | | Q F | | | | | | | | 1 | | | | | | | | 1 | 2.0 | | | |
| | | | NQ M | | | | 1 | 4 | 3 | | | | | 1 | | | | | 9 | 1.7 | | | |
| | | | NQ F | | | | 1 | | | | | | | | | | | | | 1 | 4.0 | | |
| | | | NQ F | | | | | | | | | | | | | | | | | | | | |
| | | | Total | | | | | 2 | 4 | 3 | | | 1 | | 1 | | | | | 11 | 1.9 | | |

| ICD 9 CODE | DISCHARGE DIAGNOSIS | NAT | SEX | AGE | | | | | | | | | | | | | | | | | | SUM | AVG LOS | NO. OF DEATHS | |
|-------------------------------------|--|--------------|-----|-----------|-----------|----------|-----------|-----------|-----------|-----------|-----------|-----------|----------|-----------|----------|----------|----------|----------|-----------|------------|------------|------------|------------|------------------|--|
| | | | | 0-4 | 5-9 | 10-14 | 15-19 | 20-24 | 25-29 | 30-34 | 35-39 | 40-44 | 45-49 | 50-54 | 55-59 | 60-64 | 65-69 | 70-74 | 75-79 | 80-84 | 85+ | | | | |
| 873 | OTHER OPEN WOUND OF HEAD | Q | M | 8 | 4 | 3 | 2 | | 1 | | | | | | | | | | | 18 | 1.9 | | | | |
| | | Q | F | 5 | 2 | | 1 | | 1 | | | | | 1 | | | | | | 10 | 1.1 | | | | |
| | | NQ | M | 6 | 2 | | 2 | 7 | 5 | 7 | 3 | 5 | 2 | 2 | | | 1 | | | 42 | 3.6 | | | | |
| | | NQ | F | 4 | 2 | | | 2 | 1 | | | | | | | | | | | 9 | 1.9 | | | | |
| | | Total | | 23 | 10 | 3 | 5 | 9 | 8 | 7 | 3 | 5 | 3 | 2 | | | 1 | | | 79 | 2.7 | | | | |
| 874 | OPEN WOUND OF NECK | Q | M | | | | | | | | | | | | | | 1 | | 1 | 1.0 | | | | | |
| | | NQ | M | | | | | 2 | 2 | 2 | 2 | | | 1 | | 1 | | | 1 | 11 | 3.1 | | | | |
| | | Total | | | | | | 2 | 2 | 2 | 2 | | | 1 | | 1 | | 1 | 12 | 2.9 | | | | | |
| 875 | OPEN WOUND OF CHEST (WALL) | Q | M | | | | 1 | | | | | | | | | | | | 1 | 1.0 | | | | | |
| | | Q | F | | | | | | 1 | | | | | | | | | | 1 | 5.0 | | | | | |
| | | NQ | M | | 1 | | | 1 | 1 | 2 | 1 | 1 | | | | | | | 7 | 2.9 | | | | | |
| | | Total | | 1 | | 1 | 1 | 2 | 2 | 1 | 1 | | | | | | | | | 9 | 2.9 | | | | |
| 876 | OPEN WOUND OF BACK | Q | M | | | | | 1 | | | | | | | | | | | 1 | 3.0 | | | | | |
| | | NQ | M | | | | | | | 1 | 1 | | | | | | | | 2 | 2.0 | | | | | |
| | | Total | | | | | 1 | | 1 | 1 | | | | | | | | | 3 | 2.3 | | | | | |
| 877 | OPEN WOUND OF BUTTOCK | NQ | M | | | | | | | | | 1 | | | | | | 1 | 3.0 | | | | | | |
| 878 | OPEN WOUND OF GENITAL ORG. (EXTERNAL) INCL. TRAUMATIC AMPUTATION | Q | M | | | | | 2 | | | | | | | | | | | 2 | 1.0 | | | | | |
| | | NQ | M | | | | 1 | 3 | 2 | 1 | 1 | 1 | | | 1 | | | | 10 | 2.3 | | | | | |
| | | Total | | | | 1 | 5 | 2 | 1 | 1 | 1 | | | 1 | | | | | 12 | 2.1 | | | | | |
| 879 | OPEN WOUND OF OTHER AND UNSP SITES, EXC. LIMBS | Q | M | | | | | 1 | | | | 1 | | | | | | | 2 | 14.0 | | | | | |
| | | NQ | M | | | | 1 | 3 | 3 | 5 | 3 | | | | | | | | 15 | 4.9 | | | | | |
| | | NQ | F | | | | | | | 1 | | | | | | | | | 1 | 1.0 | | | | | |
| | | Total | | | | 1 | 4 | 3 | 6 | 3 | 1 | | | | | | | | | 18 | 5.7 | | | | |
| Total of Sub Group (870-879) | | | | 32 | 19 | 4 | 10 | 49 | 51 | 50 | 25 | 28 | 8 | 11 | 3 | 1 | 2 | 2 | | 1 | 296 | 3.0 | | | |
| (880-887) | OPEN WOUND OF UPPER LIMB | | | | | | | | | | | | | | | | | | | | | | | | |
| 880 | OPEN WOUND OF SHOULDER & UPPER ARM | Q | F | | | | | | 1 | | | | | | | | | | | 1 | 2.0 | | | | |
| | | NQ | M | | | | | 2 | 1 | | | | | | | | | | | 3 | 8.3 | | | | |
| | | Total | | | | | 2 | 2 | | | | | | | | | | | | 4 | 6.8 | | | | |

| ICD 9 CODE | DISCHARGE DIAGNOSIS | NAT | SEX | AGE | | | | | | | | | | | | | | | | | SUM | AVG LOS | NO. OF DEATHS |
|-------------------------------------|--|--------------|--------------|-----------|-----------|-----------|-----------|-----------|------------|-----------|-----------|-----------|-----------|-----------|----------|----------|-------|-----------|------------|------------|------------|------------|------------------|
| | | | | 0-4 | 5-9 | 10-14 | 15-19 | 20-24 | 25-29 | 30-34 | 35-39 | 40-44 | 45-49 | 50-54 | 55-59 | 60-64 | 65-69 | 70-74 | 75-79 | 80-84 | | | |
| 881 | OPEN WOUND OF ELBOW, FOREARM & WRIST | Q | M | 1 | 1 | 1 | 3 | | | 2 | | | | | | | | | | 8 | 4.3 | | |
| | | | F | | 1 | | | | | | | | | | | | | | | 1 | 1.0 | | |
| | | | M | | | | | 17 | 20 | 24 | 13 | 9 | 4 | | 2 | | | | | | 89 | 2.1 | |
| | | | F | | | | 2 | | | | | | 3 | | | | | | | | 5 | 2.4 | |
| | | | Total | 1 | 2 | 1 | 5 | 17 | 20 | 26 | 13 | 9 | 7 | | 2 | | | | | | 103 | 2.2 | |
| 882 | OPEN WOUND OF HAND | Q | M | | | | 1 | | | | | | | | | | | | 1 | 1.0 | | | |
| | | | F | 1 | 1 | | | | | | | | | | | | | | 2 | 3.0 | | | |
| | | | M | 2 | | | | 12 | 14 | 15 | 9 | 6 | 2 | 1 | | | | | | 61 | 3.4 | | |
| | | | F | | | | | | | | | | | | | | | | | | | | |
| Total | 3 | 1 | | 1 | 12 | 14 | 15 | 9 | 6 | 2 | 1 | | | | | | | 64 | 3.3 | | | | |
| 883 | OPEN WOUND OF FINGER(S) | Q | M | 4 | 2 | 5 | 2 | 2 | | | 1 | | | | | | | | 16 | 1.0 | | | |
| | | | F | 1 | | 1 | 1 | | | | 1 | | | | | | | | 4 | 1.5 | | | |
| | | | M | 5 | 3 | 2 | 6 | 38 | 50 | 36 | 30 | 17 | 17 | 7 | 2 | 1 | | | | 214 | 1.9 | | |
| | | | F | 4 | 1 | | | | 3 | 3 | 2 | | | | | | | | | 13 | 1.0 | | |
| | | | Total | 14 | 6 | 8 | 9 | 40 | 53 | 39 | 33 | 18 | 17 | 7 | 2 | 1 | | | | 247 | 1.7 | | |
| 884 | MULT. & UNSPECIFIED OPEN WOUND OF UPPER LIMB | NQ | M | | | | | 1 | 2 | | | | | 1 | | | | 4 | 11.8 | | | | |
| 885 | TRAUMATIC AMPUTATION OF THUMB | NQ | M | 1 | | | | 4 | 8 | | 3 | 1 | | | 1 | | | 18 | 8.6 | | | | |
| 886 | TRAUMA. AMPUTA. OF OTH. FINGERS(COMPL)(PART) | Q | M | 2 | 2 | | | | | | | | | 1 | | | | | 5 | 2.0 | | | |
| | | | F | 3 | | | | | | | | | | | | | | | 3 | 1.3 | | | |
| | | | M | | | | 1 | 10 | 10 | 8 | 3 | 2 | 1 | 1 | | | | | | 36 | 3.4 | | |
| | | | F | | 1 | | | | | | | | | | | | | | | 1 | 1.0 | | |
| | | | Total | 5 | 3 | | 1 | 10 | 10 | 8 | 3 | 2 | 1 | 2 | | | | | | 45 | 3.1 | | |
| Total of Sub Group (880-887) | | | | 24 | 12 | 9 | 16 | 86 | 109 | 88 | 61 | 36 | 27 | 11 | 5 | 1 | | | 485 | 2.6 | | | |
| (890-897) | OPEN WOUND OF LOWER LIMB | | | | | | | | | | | | | | | | | | | | | | |
| 890 | OPEN WOUND OF HIP & THIGH | Q | M | | | 1 | 2 | 1 | | | | | | | | | | | 4 | 15.5 | | | |
| | | Q | F | | | | | | | | 1 | | | | | | | | 1 | 1.0 | | | |
| | | NQ | M | | | | 1 | 2 | 2 | 4 | 3 | | 1 | | | | | | 13 | 8.8 | | | |
| | | NQ | F | | | | | | | | 1 | | | | | | | | 1 | 3.0 | | | |
| | | Total | | | | 1 | 3 | 3 | 2 | 4 | 5 | | 1 | | | | | | 19 | 9.5 | | | |
| 891 | OPEN WOUND OF KNEE, LEG & ANKLE | Q | M | | | 3 | 4 | | 1 | 1 | | | | | | | | | 9 | 9.0 | | | |
| | | NQ | M | | 1 | | | 8 | 9 | 7 | 2 | 6 | 9 | 1 | | | | | 43 | 5.2 | | | |
| | | NQ | F | | | | | 1 | | 1 | | 1 | | | | | | | 3 | 2.0 | | | |
| | | Total | | 1 | 3 | 4 | 9 | 10 | 9 | 2 | 7 | 9 | 1 | | | | | 55 | 5.6 | | | | |

| ICD 9 CODE | DISCHARGE DIAGNOSIS | NAT | SEX | 0-4 | 5-9 | 10-14 | 15-19 | 20-24 | 25-29 | 30-34 | 35-39 | 40-44 | 45-49 | 50-54 | 55-59 | 60-64 | 65-69 | 70-74 | 75-79 | 80-84 | 85+ | SUM | AVG LOS | NO. OF DEATHS |
|------------------|---|--------------|-----|----------|----------|----------|-----------|-----------|-----------|-----------|-----------|-----------|-----------|----------|-------|-------|-------|-------|-------|-------|-----|------------|------------|---------------|
| 892 | OPEN WOUND OF FOOT EXCEPT TOE(S) ALONE | | | | | | | | | | | | | | | | | | | | | | | |
| | | Q | M | 2 | | 1 | | | | 1 | | | | | | | | | | | | | 4 | 2.8 |
| | | Q | F | 2 | 1 | | | | | | | | 1 | | | | | | | | | | 4 | 3.5 |
| | | NQ | M | | | 1 | 2 | 10 | 8 | 2 | 4 | 4 | 2 | 2 | | | | | | | | | 35 | 6.9 |
| | | NQ | F | | | | 2 | | 2 | | | 1 | | | | | | | | | | | 5 | 2.4 |
| | | Total | | 4 | 1 | 2 | 4 | 10 | 10 | 3 | 4 | 5 | 3 | 2 | | | | | | | | 48 | 5.8 | |
| 893 | OPEN WOUND OF TOE(S) | | | | | | | | | | | | | | | | | | | | | | | |
| | | Q | F | | | | | | 1 | | | | | | | | | | | | | | 1 | 5.0 |
| | | NQ | M | | | 1 | | | | | | | | | | | | | | | | | 1 | 2.0 |
| | | Total | | | | 1 | | | 1 | | | | | | | | | | | | | | 2 | 3.5 |
| 895 | TRAUMATIC AMPUTATION OF TOE(S) (COMPLETE) (PARTIAL) | | | | | | | | | | | | | | | | | | | | | | | |
| | | Q | M | 2 | | | | | | | | | | | | | | | | | | | 2 | 6.5 |
| | | Q | F | | 1 | | | | | | | | | | | | | | | | | | 1 | 5.0 |
| | | NQ | M | | | | | 1 | | | | 3 | | | | | | | | | | | 4 | 6.3 |
| | | NQ | F | | 1 | | | | | | | | | | | | | | | | | | 1 | 8.0 |
| | | Total | | 2 | 2 | | | 1 | | | 3 | | | | | | | | | | | | 8 | 6.4 |
| 897 | TRAUMATIC AMPUTATION OF LEG(S) (COMPLETE) (PARTIAL) | | | | | | | | | | | | | | | | | | | | | | | |
| | | NQ | M | | | | | | 1 | | | | | | | | | | | | | | 1 | 6.0 |
| | Total of Sub Group (890-897) | | | 6 | 4 | 7 | 11 | 23 | 24 | 16 | 14 | 12 | 13 | 3 | | | | | | | | 133 | 6.2 | |
| (900-904) | INJURY TO BLOOD VESSELS | | | | | | | | | | | | | | | | | | | | | | | |
| 900 | INJURY TO BLOOD VESSELS OF HEAD & NECK | | | | | | | | | | | | | | | | | | | | | | | |
| | | NQ | M | | | | | | | | 1 | | | | | | | | | | | | 1 | 1.0 |
| 901 | INJURY TO BLOOD VESSELS OF THORAX | | | | | | | | | | | | | | | | | | | | | | | |
| | | NQ | M | | | | | 1 | | 1 | | | | | | | | | | | | | 2 | 39.5 |
| 902 | INJURY TO BLOOD VESSELS OF ABD. & PELVIS | | | | | | | | | | | | | | | | | | | | | | | |
| | | NQ | M | | | | | | 1 | | 1 | | | | | | | | | | | | 2 | 7.5 |
| 903 | INJURY TO BLOOD VESSELS OF UPPER EXTREMITY | | | | | | | | | | | | | | | | | | | | | | | |
| | | Q | M | | | | 1 | | | | | | | | | | | | | | | | 1 | 6.0 |
| | | Q | F | | 1 | | | | | | | | | | | | | | | | | | 1 | 3.0 |
| | | NQ | M | | | | | 2 | | | | | | | | | | | | | | | 2 | 10.5 |
| | | Total | | 1 | | | 1 | 2 | | | | | | | | | | | | | | | 4 | 7.5 |
| 904 | INJURY TO BLOOD VESSELS OF LOWER EXTREMITY | | | | | | | | | | | | | | | | | | | | | | | |
| | | NQ | M | | | | | 1 | | 1 | 2 | | | | | | | | | | | | 4 | 18.3 |
| | Total of Sub Group (900-904) | | | | 1 | | 1 | 4 | 1 | 2 | 4 | | | | | | | | | | | | 13 | 15.2 |
| (905-909) | LATE EFFECTS OF INJURIES, POISON, TOXIC EFFECTS & OTH. EXT. CAUSES | | | | | | | | | | | | | | | | | | | | | | | |
| 905 | LATE EFF. MUSCULOSKEL & CONN. TISSUE INJURIES | | | | | | | | | | | | | | | | | | | | | | | |
| | | Q | M | | | | 1 | | | | | | | | | | | | | | | | 1 | 28.0 |
| | | NQ | M | | | | | 3 | 2 | | 1 | | | | | | | | | | | | 6 | 1.8 |
| | | NQ | F | | | | | 1 | | | | | | | | | | | | | | | 1 | 10.0 |
| | | Total | | | | | 1 | 4 | 2 | | 1 | | | | | | | | | | | | 8 | 6.1 |

| ICD 9 CODE | DISCHARGE DIAGNOSIS | NAT | SEX | AGE | | | | | | | | | | | | | | | | | SUM | AVG LOS | NO. OF DEATHS | |
|------------------|--|----------|-------------------------------------|----------|----------|-----------|----------|-----------|----------|----------|----------|----------|----------|----------|-------|----------|-------|----------|----------|----------|-----------|------------|------------------|-------------|
| | | | | 0-4 | 5-9 | 10-14 | 15-19 | 20-24 | 25-29 | 30-34 | 35-39 | 40-44 | 45-49 | 50-54 | 55-59 | 60-64 | 65-69 | 70-74 | 75-79 | 80-84 | | | | 85+ |
| 918 | SUPERFICIAL INJURY OF EYE & ANDEXA | | Q M | | | 2 | | | | | | | | | | | | | | | | 2 | 4.0 | |
| | | | NQ M | | | | | 3 | 4 | 1 | 1 | | 2 | | | | | | | | | | 11 | 4.6 |
| | | | Total | | | 2 | | 3 | 4 | 1 | 1 | | 2 | | | | | | | | | | 13 | 4.5 |
| | | | Total of Sub Group (910-919) | | | 2 | | 3 | 4 | 1 | 1 | | 2 | | | | | | | | | | 13 | 4.5 |
| 919 | SUPERFICIAL INJURY OF OTHER MULTIPLE & UNSP. SITES | | Q M | | | | 1 | | | | | | | | | | | | | | | 1 | 10.0 | |
| | | | NQ M | 1 | | | | | | | | | | | | | | | | | | | 1 | 32.0 |
| | | | Total | 1 | | | 1 | | | | | | | | | | | | | | | | 2 | 21.0 |
| | | | Total of Sub Group (910-919) | 1 | | | 1 | | | | | | | | | | | | | | | | 2 | 21.0 |
| (920-924) | CONSTUSION WITH INTACT SKIN SURFACE | | | | | | | | | | | | | | | | | | | | | | | |
| 920 | CONTUSION OF FACE, SCALP & NECK EXCEPT EYE(S) | | Q M | 1 | | 1 | | | | | | | | | | | | | | | | 2 | 1.5 | |
| | | | Q F | | | | | | | | 1 | | | | | | | | | | | | 1 | 3.0 |
| | | | NQ M | | 1 | 1 | | | | | | 1 | | | | | | | | | | | 3 | 3.3 |
| | | | NQ F | 3 | | | | | | | | | | | | | | | | | | | 3 | 3.0 |
| | | | Total | 4 | 1 | 2 | | | | | | 1 | 1 | | | | | | | | | | 9 | 2.8 |
| 921 | CONTUSION OF EYE AND ADNEXA | | Q M | | 1 | 2 | | | | | | | | | | | | | | | | 3 | 5.0 | |
| | | | Q F | 2 | | | | | | | | | | | 1 | | | | | | | | 3 | 7.0 |
| | | | NQ M | 1 | 2 | 1 | 3 | 13 | 4 | 4 | 7 | 4 | 2 | 1 | | | | | | | | | 42 | 3.9 |
| | | | NQ F | | 1 | | | | | | | | | | | | | | | | | | 1 | 4.0 |
| | | | Total | 3 | 4 | 3 | 3 | 13 | 4 | 4 | 7 | 4 | 2 | 1 | | | | | | | | | 49 | 4.1 |
| 922 | CONTUSION OF TRUNK | | Q M | | | | | 1 | 1 | | | | 1 | | | | 1 | 1 | | | | 5 | 7.2 | |
| | | | Q F | | 1 | | | | | | | | | | | | | | | | | | 1 | 1.0 |
| | | | NQ M | 1 | | | | 1 | 2 | 5 | 1 | | 1 | | | | | | | | | | 11 | 3.5 |
| | | | NQ F | | | | | | 1 | | | | | | | | | | | | | | 1 | 2.0 |
| | | | Total | 1 | 1 | | | 2 | 4 | 5 | 1 | 1 | 1 | | | | | 1 | 1 | | | | 18 | 4.3 |
| 923 | CONTUSION OF UPPER LIMB | | | | | | | | | | | | | | | | | | | | | | | |
| | NQ M | | | | | 3 | | | | 1 | | | | | | | | | | | | 4 | 6.0 | |
| 924 | CONTUSION OF LOWER LIMB & OF OTH & UNSP. SITES | | Q M | | | 1 | | 2 | | | | | | | | | | | | | | 3 | 3.7 | |
| | | | NQ M | | | | | 2 | 1 | 1 | | 1 | | 1 | | | | | | | | | 7 | 3.7 |
| | | | NQ F | | | | | | | | | | | | | | | | | 1 | | | 1 | 10.0 |
| | | | Total | | | 1 | | 4 | 1 | 1 | | 1 | | 1 | | | | | 1 | 1 | | | 11 | 4.3 |
| | Total of Sub Group (920-924) | 8 | 6 | 6 | 3 | 22 | 9 | 11 | 9 | 7 | 3 | 2 | 1 | 3 | | 1 | | | | | 91 | 4.1 | | |

(925-929) CRUSHING INJURY

927 CRUSHING INJURY OF UPPER LIMB

| | | | | | | | | | | | | | | | | | | | | | | | | | |
|--------------|---|----------|----------|--|--|--|-----------|-----------|-----------|-----------|----------|----------|----------|--|--|--|----------|---|--|--|--|-----------|------------|-----|--|
| Q | M | | | | | | 1 | | | | | | | | | | | | | | | | 1 | 3.0 | |
| Q | F | 1 | | | | | | | | | | | | | | | | | | | | | 1 | 1.0 | |
| NQ | M | | 1 | | | | 16 | 17 | 11 | 12 | 4 | 6 | 4 | | | | | 1 | | | | | 72 | 3.1 | |
| NQ | F | 1 | 1 | | | | | | | | | | | | | | | | | | | | 2 | 1.0 | |
| Total | | 2 | 2 | | | | 17 | 17 | 11 | 12 | 4 | 6 | 4 | | | | 1 | | | | | 76 | 3.0 | | |

928 CRUSHING INJURY OF LOWER LIMB

| | | | | | | | | | | | | | | | | | | | | | | | | | |
|--------------|---|----------|----------|---|--|--|----------|----------|----------|----------|----------|----------|----------|--|--|--|--|--|--|--|--|-----------|-------------|------|--|
| Q | M | | | 1 | | | | | | | | | | | | | | | | | | | 1 | 2.0 | |
| NQ | M | | 1 | | | | 6 | 2 | 4 | 4 | 1 | 1 | 2 | | | | | | | | | | 21 | 21.0 | |
| NQ | F | | 1 | | | | | | | | | | | | | | | | | | | | 1 | 4.0 | |
| Total | | 2 | 1 | | | | 6 | 2 | 4 | 4 | 1 | 1 | 2 | | | | | | | | | 23 | 19.4 | | |

929 CRUSHING INJURY OF MULTIPLE & UNSP. SITES

| | | | | | | | | | | | | | | | | | | | | | | | | | |
|-------------------------------------|---|----------|----------|----------|--|--|-----------|-----------|-----------|-----------|----------|----------|----------|--|--|--|--|--|--|--|--|------------|------------|------|--|
| NQ | M | | | | | | | | | 1 | | | | | | | | | | | | | 1 | 14.0 | |
| Total of Sub Group (925-929) | | 2 | 4 | 1 | | | 23 | 19 | 16 | 16 | 5 | 7 | 6 | | | | | | | | | 100 | 6.9 | | |

(930-939) EFFECTS OF FOREIGN BODY ENTERING THROUGH ORIFICE

930 FOREIGN BODY ON EXTERNAL EYE

| | | | | | | | | | | | | | | | | | | | | | | | | | |
|--------------|---|----------|----------|--|--|--|----------|--|--|----------|--|--|--|--|--|--|--|--|--|--|--|--|----------|------------|--|
| Q | M | 1 | | | | | | | | | | | | | | | | | | | | | 1 | 1.0 | |
| Q | F | | 1 | | | | | | | | | | | | | | | | | | | | 1 | 1.0 | |
| NQ | M | | 1 | | | | 1 | | | 1 | | | | | | | | | | | | | 3 | 2.0 | |
| Total | | 1 | 2 | | | | 1 | | | 1 | | | | | | | | | | | | | 5 | 1.6 | |

931 FOREIGN BODY IN EAR

| | | | | | | | | | | | | | | | | | | | | | | | | | |
|--------------|---|----------|----------|--|--|--|--|--|--|----------|--|--|--|--|--|--|--|--|--|--|--|--|----------|------------|--|
| Q | F | 1 | | | | | | | | | | | | | | | | | | | | | 1 | 2.0 | |
| NQ | M | | 1 | | | | | | | 2 | | | | | | | | | | | | | 3 | 0.3 | |
| Total | | 1 | 1 | | | | | | | 2 | | | | | | | | | | | | | 4 | 0.8 | |

932 FOREIGN BODY IN NOSE

| | | | | | | | | | | | | | | | | | | | | | | | | | |
|--------------|---|----------|--|--|--|--|--|--|--|--|--|--|--|--|--|--|--|--|--|--|--|--|----------|------------|--|
| Q | M | 2 | | | | | | | | | | | | | | | | | | | | | 2 | 1.0 | |
| NQ | M | 1 | | | | | | | | | | | | | | | | | | | | | 1 | 1.0 | |
| Total | | 3 | | | | | | | | | | | | | | | | | | | | | 3 | 1.0 | |

933 FOREIGN BODY IN PHARYNX & LARYNX

| | | | | | | | | | | | | | | | | | | | | | | | | | |
|--------------|---|----------|--|----------|--|--|----------|----------|----------|----------|----------|----------|----------|----------|----------|--|--|--|----------|--|--|--|-----------|------------|--|
| Q | M | 2 | | | | | | | | | | | | | | | | | | | | | 2 | 1.0 | |
| Q | F | 1 | | | | | | | | | | | 2 | | | | | | | | | | 3 | 1.3 | |
| NQ | M | 1 | | | | | 3 | 1 | 1 | 1 | | | 2 | 1 | 1 | | | | | | | | 11 | 1.5 | |
| NQ | F | 4 | | 1 | | | 1 | | 1 | 1 | | | | | | | | | 1 | | | | 9 | 1.3 | |
| Total | | 8 | | 1 | | | 4 | 1 | 2 | 2 | 2 | 2 | 2 | 1 | 1 | | | | 1 | | | | 25 | 1.4 | |

934 FOREIGN BODY IN TRACHEA, BRONCHUS & LUNG

| | | | | | | | | | | | | | | | | | | | | | | | | | |
|--------------|---|-----------|----------|----------|----------|--|--|--|--|--|--|--|--|--|--|--|--|--|--|--|--|--|-----------|------------|--|
| Q | M | 1 | 1 | | 1 | | | | | | | | | | | | | | | | | | 3 | 1.3 | |
| Q | F | 1 | | | | | | | | | | | | | | | | | | | | | 1 | 1.0 | |
| NQ | M | 6 | | 1 | | | | | | | | | | | | | | | | | | | 7 | 3.7 | |
| NQ | F | 7 | 2 | 1 | 1 | | | | | | | | | | | | | | | | | | 11 | 1.6 | |
| Total | | 15 | 3 | 2 | 2 | | | | | | | | | | | | | | | | | | 22 | 2.2 | |

| ICD 9 CODE | DISCHARGE DIAGNOSIS | NAT SEX | | | | | | | | | | | | | | SUM | AVG LOS | NO. OF DEATHS | | | |
|---------------|---|-------------------------------------|-----------|-----------|----------|----------|-----------|-----------|-----------|-----------|-----------|----------|----------|----------|----------|----------|------------|------------------|------------|-------------|----------|
| | | | 0-4 | 5-9 | 10-14 | 15-19 | 20-24 | 25-29 | 30-34 | 35-39 | 40-44 | 45-49 | 50-54 | 55-59 | 60-64 | | | | 65-69 | 70-74 | 75-79 |
| 935 | FOREIGN BODY IN MOUTH, OESOPHAGUS & STOMACH | | | | | | | | | | | | | | | | | | | | |
| | | Q M | 2 | 1 | 1 | 1 | 1 | | 1 | | | | 1 | 1 | | | | | 9 | 1.7 | |
| | | Q F | 3 | 1 | | | | | | | | | | | | | | | 4 | 1.8 | |
| | | NQ M | | 2 | | 1 | 2 | | 1 | 3 | 1 | 4 | 2 | 2 | | 1 | | | 19 | 1.3 | |
| | | NQ F | 4 | 1 | 1 | 1 | | | | 2 | 2 | 1 | | | | | | | 12 | 1.4 | |
| | | Total | 9 | 5 | 2 | 3 | 3 | | 2 | 5 | 3 | 5 | 3 | 3 | | 1 | | 44 | 1.4 | | |
| 936 | FOREIGN BODY IN INTESTINE & COLON | | | | | | | | | | | | | | | | | | | | |
| | | NQ M | 2 | | | | | | 1 | | | | | | | | | | 3 | 2.7 | |
| | | NQ F | 1 | | | | | | | | | | | | | | | | 1 | 1.0 | |
| | | Total | 3 | | | | | | 1 | | | | | | | | | | 4 | 2.3 | |
| 937 | FOREIGN BODY IN ANUS & RECTUM | | | | | | | | | | | | | | | | | | | | |
| | | NQ M | | | | | 1 | 2 | | | | | 1 | | | | | | 4 | 1.3 | |
| 938 | FOREIGN BODY IN DIGESTIVE SYSTEM, UNSPECIFIED | | | | | | | | | | | | | | | | | | | | |
| | | NQ M | 3 | | | | | | | | | | | | | | | | 3 | 1.0 | |
| | | NQ F | 3 | | 1 | | | | | | | | | | | | | | 4 | 0.8 | |
| | | Total | 6 | | 1 | | | | | | | | | | | | | | 7 | 0.9 | |
| 939 | FOREIGN BODY IN GENITOURINARY TRACT. | | | | | | | | | | | | | | | | | | | | |
| | | NQ M | | | | | | | | | | | 1 | | | | | | 1 | 2.0 | |
| | | Total of Sub Group (930-939) | 46 | 11 | 6 | 5 | 5 | 6 | 4 | 10 | 5 | 7 | 7 | 4 | 1 | 1 | 1 | | 119 | 1.5 | |
| (940-949) | BURNS | | | | | | | | | | | | | | | | | | | | |
| 940 | BURNS CONFINED TO EYE ADNEXA | | | | | | | | | | | | | | | | | | | | |
| | | NQ M | | 1 | | | | | 1 | 1 | 2 | 2 | | | | | | | 7 | 5.3 | |
| | | NQ F | | | | | | | | 1 | | | | | | | | | 1 | 4.0 | |
| | | Total | | 1 | | | | | 1 | 2 | 2 | 2 | | | | | | | 8 | 5.1 | |
| 941 | BURN OF FACE HEAD NECK | | | | | | | | | | | | | | | | | | | | |
| | | Q M | 6 | 1 | | | | 4 | | | | | | | | | | | 11 | 8.6 | 1 |
| | | Q F | 3 | | | | | | | 1 | | | | | | | | | 4 | 12.8 | |
| | | NQ M | 8 | | | | 14 | 25 | 15 | 5 | 10 | 5 | 1 | | | 3 | | | 86 | 14.4 | 2 |
| | | NQ F | 6 | | | | 1 | 1 | 2 | | 1 | 1 | | 1 | | | | | 13 | 13.8 | |
| | | Total | 23 | 1 | | | 15 | 30 | 17 | 6 | 11 | 6 | 1 | 1 | 1 | 3 | | | 114 | 13.7 | 3 |
| 942 | BURN OF TRUNK | | | | | | | | | | | | | | | | | | | | |
| | | Q M | 7 | | | | | | | | | | | | | | | | 7 | 6.3 | |
| | | Q F | 4 | 2 | | | | | | | | | | | | | | | 6 | 14.2 | |
| | | NQ M | 8 | 3 | | 1 | 5 | 4 | 5 | 3 | | 1 | 1 | 1 | 3 | | | | 35 | 15.5 | |
| | | NQ F | 6 | 1 | | | 1 | 1 | | 1 | 1 | | | | | | | | 11 | 16.0 | |
| | | Total | 25 | 6 | | 1 | 6 | 5 | 5 | 4 | 1 | 1 | 1 | 1 | 3 | | | | 59 | 14.3 | |
| 943 | BURN OF UPPER LIMB, EXCEPT WRIST AND HAND | | | | | | | | | | | | | | | | | | | | |
| | | Q M | 1 | | | | | | | | | | | | | | | | 1 | 10.0 | |
| | | Q F | 1 | | | | | | | 1 | | | | | | | | | 2 | 3.5 | |
| | | NQ M | 3 | | | 2 | 13 | 8 | 2 | | 5 | 1 | 2 | | | | | | 36 | 16.9 | |
| | | NQ F | 1 | | | | 1 | | | 1 | | | | | 1 | | | | 4 | 7.0 | |
| | | Total | 6 | | | 2 | 13 | 9 | 2 | 2 | 5 | 1 | 2 | | 1 | | | | 43 | 15.2 | |

| ICD 9 CODE | DISCHARGE DIAGNOSIS | NAT | SEX | 0-4 | 5-9 | 10-14 | 15-19 | 20-24 | 25-29 | 30-34 | 35-39 | 40-44 | 45-49 | 50-54 | 55-59 | 60-64 | 65-69 | 70-74 | 75-79 | 80-84 | 85+ | SUM | AVG LOS | NO. OF DEATHS | |
|------------------|---|--------------|-----|-----------|-----------|----------|----------|-----------|-----------|-----------|-----------|-----------|-----------|----------|----------|----------|----------|----------|-------|-------|-----|------------|-------------|---------------|---|
| 944 | BURN OF WRIST(S) & HAND(S) | | | | | | | | | | | | | | | | | | | | | | | | |
| | | Q | M | 2 | | | | | | | | | | | | | | | | | | | 2 | 9.5 | |
| | | Q | F | | | | | | | | 1 | | | | | | | | | | | | 1 | 70.0 | |
| | | NQ | M | 1 | | | 1 | 3 | 6 | 2 | 1 | 2 | 1 | | | | | | | | | | 17 | 14.1 | |
| | | NQ | F | 2 | 1 | | | | | 1 | | | | | | | | | | | | | 4 | 10.8 | |
| | | Total | | 5 | 1 | | 1 | 3 | 6 | 3 | 2 | 2 | 1 | | | | | | | | | 24 | 15.5 | | |
| 945 | BURN OF LOWER LIMB(S) | | | | | | | | | | | | | | | 1 | | | | | | | 5 | 18.8 | |
| | | Q | M | 1 | | 1 | 1 | 1 | | | | | | | | | | | | | | | | | |
| | | Q | F | 2 | 3 | | 1 | | | | | | | 1 | | | | | | | | | 7 | 22.4 | |
| | | NQ | M | 6 | 1 | | | 3 | 8 | 2 | 7 | 4 | 3 | 1 | | | | 1 | | | | | 36 | 22.6 | |
| | | NQ | F | 2 | 2 | | | 2 | | | 1 | | 1 | | | | | | | | | | 8 | 12.1 | |
| | | Total | | 11 | 6 | 1 | 2 | 6 | 8 | 2 | 8 | 4 | 4 | 2 | | 1 | | 1 | | | | 56 | 20.8 | | |
| 946 | BURN OF MULTIPLE SPECIFIED SITE | | | | | | | | | | | | | | | | | | | | | | | | |
| | | NQ | M | | | | | | | 1 | | | | | | | | | | | | | 1 | 10.0 | 1 |
| 947 | BURN OF INTERNAL ORGAN | | | | | | | | | | | | | | | | | | | | | | | | |
| | | NQ | M | | | | | | | | | | 2 | | | | | | | | | | 2 | 2.5 | |
| 948 | BURNS INVOLVING EXTENT OF BODY SURFACE | | | | | | | | | | | | | | | | | | | | | | | | |
| | | Q | M | | | | | | 1 | | | | | | | | | | | | | | 1 | 18.0 | |
| 949 | BURN, UNSPECIFIED | | | | | | | | | | | | | | | | | | | | | | | | |
| | | NQ | M | 1 | | | | | 1 | | | | | | | | | | | | | | 2 | 40.5 | |
| | | NQ | F | | | | | | | | | 1 | | | | | | | | | | | 1 | 5.0 | 1 |
| | | Total | | 1 | | | | | 1 | | | 1 | | | | | | | | | | 3 | 28.7 | 1 | |
| | Total of Sub Group (940-949) | | | 71 | 15 | 1 | 6 | 43 | 60 | 31 | 24 | 26 | 17 | 6 | 2 | 5 | 3 | 1 | | | | 311 | 15.3 | 5 | |
| (950-957) | INJURY TO NERVES & SPINAL CORD | | | | | | | | | | | | | | | | | | | | | | | | |
| 952 | SPINAL CORD LESION W/O EVIDENCE OF SPINAL BONE INJURY | | | | | | | | | | | | | | | | | | | | | | | | |
| | | Q | F | | | | | 1 | | | | | | | | | | | | | | | 1 | 2.0 | |
| | | NQ | M | | | | | | 2 | | 4 | | 1 | | | | | | | | | | 7 | 8.1 | |
| | | Total | | | | | | 1 | 2 | | 4 | | 1 | | | | | | | | | 8 | 7.4 | | |
| 955 | INJURY TO PERIPHERAL NERVE OF SHOULDER GIRDLE & UL | | | | | | | | | | | | | | | | | | | | | | | | |
| | | NQ | M | | | | | | | 1 | 1 | 1 | | | | | | | | | | | 3 | 2.3 | |
| | Total of Sub Group (950-957) | | | | | | | 1 | 2 | 1 | 5 | 1 | 1 | | | | | | | | | 11 | 6.0 | | |
| (958-959) | CERTAIN TRAUMATIC COMPLICATIONS & UNSPECIFIED INJUREIS | | | | | | | | | | | | | | | | | | | | | | | | |
| 958 | CERTAIN EARLY COMPLICATIONS OF TRAUMA | | | | | | | | | | | | | | | | | | | | | | | | |
| | | Q | M | | | | 1 | 2 | 1 | | | | | 1 | | | | | | | | | 5 | 17.0 | 1 |
| | | NQ | M | 1 | 1 | | | 9 | 8 | 4 | 1 | 2 | 4 | 1 | | 1 | | | | | | | 32 | 7.0 | 1 |
| | | NQ | F | | 1 | | | | | | | | | | | | | | | | | | 1 | 7.0 | |
| | | Total | | 1 | 2 | | 1 | 11 | 9 | 4 | 1 | 2 | 4 | 2 | | 1 | | | | | | 38 | 8.3 | 2 | |

| ICD 9 CODE | DISCHARGE DIAGNOSIS | NAT | SEX | 0-4 | 5-9 | 10-14 | 15-19 | 20-24 | 25-29 | 30-34 | 35-39 | 40-44 | 45-49 | 50-54 | 55-59 | 60-64 | 65-69 | 70-74 | 75-79 | 80-84 | 85+ | SUM | AVG LOS | NO. OF DEATHS |
|------------------|---|--------------|-----|----------|-----------|----------|-----------|-----------|-----------|-----------|-----------|----------|----------|----------|----------|----------|-------|-------|----------|-------|-----|------------|------------|---------------|
| 959 | INJURY, OTHER & UNSPECIFIED | | | | | | | | | | | | | | | | | | | | | | | |
| | | Q | M | 2 | 4 | | 1 | 3 | | | | | | | | | | | | | | | 10 | 2.4 |
| | | Q | F | 1 | 2 | 2 | | 3 | 1 | 1 | 2 | 2 | | 1 | | | | | 1 | | | | 16 | 2.3 |
| | | NQ | M | 2 | 2 | 2 | 1 | 9 | 7 | 4 | 5 | 3 | 1 | 1 | 1 | | | | | | | | 38 | 4.1 |
| | | NQ | F | 3 | 2 | | | 3 | 4 | 2 | 3 | 2 | | | | | | | | | | | 19 | 2.9 |
| | | Total | | 8 | 10 | 4 | 2 | 18 | 12 | 7 | 10 | 7 | 1 | 2 | 1 | | | | 1 | | | 83 | 3.3 | |
| | Total of Sub Group (958-959) | | | 9 | 12 | 4 | 3 | 29 | 21 | 11 | 11 | 9 | 5 | 4 | 1 | 1 | | | 1 | | | 121 | 4.9 | 2 |
| (960-979) | POISONING BY DRUGS ,MEDICAMENTS & BIOLOGICAL SUBST | | | | | | | | | | | | | | | | | | | | | | | |
| 961 | POISONING BY OTHER ANTI-INFECTIVES | | | | | | | | | | | | | 1 | | | | | | | | | 1 | 2.0 |
| | | NQ | M | | | | | | | | | | | 1 | | | | | | | | | 1 | 2.0 |
| 962 | POISONING BY HORMONES AND SYNTHETIC SUBSTITUTES | | | | | | | | | | | | | | | | | | | | | | 1 | 2.0 |
| | | NQ | M | | 1 | | | | | | | | | | | | | | | | | | 1 | 2.0 |
| 963 | POISONING BY PRIMARILY SYSTEMIC AGENTS | | | | | | | | | | | | | | | 1 | | | | | | | 1 | 6.0 |
| | | Q | M | | | | | | | | | | | | | 1 | | | | | | | 1 | 6.0 |
| | | NQ | F | | | | | 1 | 1 | | | | | | | | | | | | | | 2 | 1.0 |
| | | Total | | | | | | 1 | 1 | | | | | | | 1 | | | | | | | 3 | 2.7 |
| 964 | POISONING BY AGENTS PRIMAR. AFFECTING BLOOD CONSTITUENTS | | | | | | | | | | | | | | | | | | | | | | | |
| | | Q | M | 1 | | | 1 | | | | | | | | | | | | | | | | 3 | 2.0 |
| | | Q | F | | | | | | | | | 1 | | | | | | | | | | | 1 | 1.0 |
| | | NQ | M | 2 | | | | | | | | 1 | | | | | | | | | | | 3 | 13.3 |
| | | Total | | 3 | | | 1 | | | | | 2 | | | | | | | | | | | 7 | 6.7 |
| 965 | POISONING BY ANALGESICS , ANTIPIRYRETICS, ANTIRHEUMATICS | | | | | | | | | | | | | | | | | | | | | | | |
| | | Q | M | 4 | | 1 | 1 | 1 | | | | | | | | | | | | | | | 7 | 1.3 |
| | | Q | F | | 1 | 3 | 4 | 1 | 2 | | | | | | | | | | | | | | 11 | 2.5 |
| | | NQ | M | 2 | | | | 1 | 4 | 1 | | | | | | | | | | | | | 8 | 2.6 |
| | | NQ | F | 1 | | 1 | 5 | 2 | 7 | 4 | 2 | 1 | 2 | | | | | | | | | | 25 | 2.4 |
| | | Total | | 7 | 1 | 5 | 10 | 5 | 13 | 5 | 2 | 1 | 2 | | | | | | | | | 51 | 2.3 | |
| 966 | POISONING BY ANTICONVULSANTS & ANTI PARKINSONISM DRUGS | | | | | | | | | | | | | | | | | | | | | | | |
| | | Q | M | | 1 | | | | | | 1 | | | | | | | | | | | | 2 | 1.0 |
| | | NQ | M | | | | | | | 1 | 2 | | | | | | | | | | | | 3 | 4.7 |
| | | NQ | F | | | | | 2 | | | | | | | | | | | | | | | 2 | 3.0 |
| | | Total | | | 1 | | | 2 | 1 | 3 | | | | | | | | | | | | | 7 | 3.1 |
| 967 | POISONING BY SEDATIVES & HYPNOSIS | | | | | | | | | | | | | | | | | | | | | | | |
| | | NQ | M | | | | | | 1 | | | | | | | | | | | | | | 1 | 5.0 |
| 969 | POISONING PSYCHOTROPIC AGENTST | | | | | | | | | | | | | | | | | | | | | | | |
| | | Q | M | 1 | | | | 2 | 1 | | | | | 1 | | | | | | | | | 5 | 1.6 |
| | | Q | F | 2 | 1 | 1 | 1 | | | | | | | | | | | | | | | | 5 | 2.6 |
| | | NQ | M | | | | 1 | | | | 1 | | | | | | | | | | | | 2 | 4.5 |
| | | NQ | F | | | 1 | 2 | | | | | | | | 1 | | | | | | | | 4 | 1.8 |
| | | Total | | 3 | 1 | 2 | 4 | 2 | 1 | | 1 | | | 1 | 1 | | | | | | | 16 | 2.3 | |

| ICD 9 CODE | DISCHARGE DIAGNOSIS | NAT | SEX | 0-4 | 5-9 | 10-14 | 15-19 | 20-24 | 25-29 | 30-34 | 35-39 | 40-44 | 45-49 | 50-54 | 55-59 | 60-64 | 65-69 | 70-74 | 75-79 | 80-84 | 85+ | SUM | AVG LOS | NO. OF DEATHS | |
|---------------|--|--------------|-----|-----------|----------|----------|-----------|----------|-----------|----------|----------|----------|----------|----------|----------|-------|-------|-------|----------|----------|-----|-----------|------------|------------------|--|
| | | | | | | | | | | | | | | | | | | | | | | | | | |
| 972 | POISONING BY AGENTS PRIMAR. AFFECTING CARDIOVASCULAR SYSTEM | | | | | | | | | | | | | | 1 | | | | 1 | | | 5 | 2.4 | | |
| | | Q | M | 2 | 1 | | | | | | | | | | | | | | | | | | | | |
| | | Q | F | | 1 | | | | | | | | | | | | | | | | | 1 | 1.0 | | |
| | | Total | | 2 | 2 | | | | | | | | | | 1 | | | | 1 | | | 6 | 2.2 | | |
| 973 | POISONING BY AGENTS PRIMARILY AFFECTING THE GASTROINTESTINAL SYSTEM | | | | | | | | | | | | | | | | | | | | | 1 | 1.0 | | |
| | | NQ | M | 1 | | | | | | | | | | | | | | | | | | | | | |
| 975 | POISONING BY AGENTS PRIMAR. ACTING ON THE SMOOTH SKELETAL MUSCLES & RESP. SYSTEM | | | | | | | | | | | | | | | | | | | | | | 1 | 2.0 | |
| | | Q | F | 1 | | | | | | | | | | | | | | | | | | | | | |
| 976 | POISONING BY AGENTS PRIMAR. AFFECTING SKIN & MUCOUS MEMBRANE, EYES,? | | | | | | 1 | | | | | | | | | | | | | | | 1 | 1.0 | | |
| | | Q | F | | | | 1 | | | | | | | | | | | | | | | | | | |
| | | NQ | M | 1 | | | | 1 | | | | | | | | | | | | | | 2 | 2.0 | | |
| | | Total | | 1 | | | 1 | 1 | | | | | | | | | | | | | | 3 | 1.7 | | |
| | Total of Sub Group (960-979) | | | 18 | 6 | 7 | 16 | 9 | 18 | 6 | 6 | 3 | 3 | 1 | 3 | | | | 1 | 1 | | 98 | 2.7 | | |
| (980-989) | TOXIC EFFECTS OF SUBSTANCES NONMEDICINAL AS TO SOURCE | | | | | | | | | | | | | | | | | | | | | | | | |
| 980 | ALCOHOL TOXICITY | | | | | | | | | | | | | | | | | | | | | 1 | 1.0 | | |
| | | Q | F | 1 | | | | | | | | | | | | | | | | | | | | | |
| | | NQ | M | | | | | | | | | | | | | | | | | | | 1 | 3.0 | | |
| | | Total | | 1 | | | | | | | | | | | | | | | | | | 1 | 2 | 2.0 | |
| 981 | TOXIC EFF. PETROLEUM PRODUCTS | | | | | | | 1 | | | | | | | | | | | | | | 1 | 2.0 | | |
| | | NQ | M | | | | | 1 | | | | | | | | | | | | | | | | | |
| 982 | TOXIC EFFECT OF SOLVENTS OTH. THAN PETROL BASED | | | | | | | | | | | | | | | | | | | | | 2 | 1.5 | | |
| | | Q | M | 2 | | | | | | | | | | | | | | | | | | | | | |
| | | Q | F | 2 | | | | | | | | | | | | | | | | | | 2 | 1.0 | | |
| | | NQ | M | 1 | | | | 1 | 1 | | | | | 1 | | | | | | | | 4 | 1.5 | | |
| | | NQ | F | 1 | | | | 2 | | | | | | | | | | | | | | 3 | 2.0 | | |
| | | Total | | 6 | | | | 3 | 1 | | | | | 1 | | | | | | | | 11 | 1.5 | | |
| 983 | TOXIC EFFECT OF CORROSIVE, AROMATICS ,ACIDS & CAUSTIC ALKALIES | | | | | | | | | | | | | | | | | | | | | 2 | 4.0 | | |
| | | Q | M | 2 | | | | | | | | | | | | | | | | | | | | | |
| | | Q | F | 2 | | | | | | | | | | | | | | | | | | 2 | 1.0 | | |
| | | NQ | M | 1 | | | | | | | | | 2 | | | | | | | | | 3 | 1.7 | 1 | |
| | | NQ | F | 3 | 1 | | | 1 | 1 | | | | | | | | | | | | | 6 | 1.8 | | |
| | | Total | | 8 | 1 | | | 1 | 1 | | | | 2 | | | | | | | | | 13 | 2.0 | 1 | |
| 986 | TOX. EFF. OF CARBON MONOXIDE | | | | | | | 1 | 1 | | 1 | | | | | | | | | | | 3 | 12.7 | | |
| | | NQ | M | | | | | 1 | 1 | | 1 | | | | | | | | | | | | | | |
| | | NQ | F | | | | | | 1 | | 2 | | | | | | | | | | | 3 | 2.0 | | |
| | | Total | | | | | | 1 | 1 | | 1 | 1 | 2 | | | | | | | | | 6 | 7.3 | | |
| 987 | TOXIC EFF. OF OTHER GASES, FUMES OR VAPOURS | | | | | | 1 | | | | | | | | | | | | | | | 1 | 3.0 | | |
| | | Q | M | | | | 1 | | | | | | | | | | | | | | | | | | |
| | | Q | F | | | | | | | | | | | | | | | | | | | 1 | 1.0 | | |
| | | NQ | M | | 1 | | | | 1 | | | | | 1 | | | | | | | | 3 | 3.7 | | |
| | | NQ | F | | | | | | | 1 | | | | | | | | | | | | | 1 | 22.0 | |
| | | Total | | 1 | | | 1 | | 1 | | | | | 1 | | | | | | | | 1 | 6 | 6.2 | |

| ICD 9 CODE | DISCHARGE DIAGNOSIS | NAT | SEX | 0-4 | 5-9 | 10-14 | 15-19 | 20-24 | 25-29 | 30-34 | 35-39 | 40-44 | 45-49 | 50-54 | 55-59 | 60-64 | 65-69 | 70-74 | 75-79 | 80-84 | 85+ | SUM | AVG LOS | NO. OF DEATHS | |
|------------|---|--------------|-----|-----------|----------|----------|-----------|-----------|-----------|-----------|-----------|-----------|-----------|-----------|-----------|-----------|-----------|-----------|-----------|----------|-----------|------------|-------------|---------------|---|
| 989 | TOX. EFF. & OTH. SUBSTANCES CHIEFLY NON-MEDICINAL | | | | | | | | | | | | | | | | | | | | | | | | |
| | | Q | M | 1 | 1 | 1 | | | | | | | | | | | | | | | | | 3 | 1.0 | |
| | | Q | F | 2 | 1 | | | | | | | | | | | | | | | | | | 3 | 1.0 | |
| | | NQ | M | | | 1 | | 2 | | 6 | | 2 | | 1 | | | | | | | | | 12 | 3.1 | |
| | | NQ | F | 2 | | 1 | | | | | | | | | | | | | | | | | 3 | 5.7 | |
| | | Total | | 5 | 2 | 3 | | 2 | | 6 | | 2 | | 1 | | | | | | | | 21 | 2.9 | | |
| | Total of Sub Group (980-989) | | | 20 | 4 | 3 | 1 | 8 | 3 | 9 | 1 | 4 | 2 | 3 | | | | | | | 2 | 60 | 3.2 | 1 | |
| (990-995) | OTH & UNSPECIFIED EFFECTS OF EXTERNAL CAUSES | | | | | | | | | | | | | | | | | | | | | | | | |
| 991 | EFFECTS OF REDUCED TEMPERATURE | | | | | | | | | | | | | | 1 | | | | | | | | 1 | 18.0 | |
| | | Q | M | | | | | | | | | | | | 1 | | | | | | | | 1 | 18.0 | |
| 992 | EFFECTS OF HEAT AND LIGHT | | | | | | | | | | | | | | | | | | | | | | | | |
| | | NQ | M | | | | 1 | 2 | 4 | 3 | 8 | 1 | | | | | | | | | | | 19 | 9.4 | |
| 994 | EFFECTS OF OTHER EXTERNAL CAUSES | | | | | | | | | | | | | | | | | | | | | | | | |
| | | Q | M | | | 1 | | 1 | | | 1 | | | | | | | | 1 | | | | 4 | 1.8 | |
| | | Q | F | 1 | | | | | | | | | | | | | | | | | | | 1 | 2.0 | |
| | | NQ | M | 3 | 3 | | 2 | 2 | 4 | 1 | 1 | | | | | | | | | | | | 16 | 2.1 | |
| | | NQ | F | 1 | | | 1 | | 1 | | | | 1 | | | | | | | | | | 4 | 2.5 | |
| | | Total | | 5 | 3 | 1 | 3 | 3 | 5 | 1 | 2 | | 1 | | | | | 1 | | | | 25 | 2.1 | 1 | |
| 995 | CERTAIN ADVERSE EFFECTS, NEC | | | | | | | | | | | | | | | 1 | | 1 | 2 | 2 | 3 | 11 | 7.4 | 10 | |
| | | Q | M | 2 | | | | | | | | | | | | 1 | | 1 | 2 | 2 | 3 | 11 | 7.4 | 10 | |
| | | Q | F | | | | 1 | | 1 | | | 1 | 1 | 2 | 1 | | | 3 | 1 | 1 | | 12 | 18.4 | 6 | |
| | | NQ | M | 4 | 2 | | | 2 | 2 | 1 | 1 | | 3 | 2 | | | 2 | | 1 | | | 19 | 6.7 | 6 | |
| | | NQ | F | 2 | 1 | 1 | | | | 1 | | | | | | 2 | | | | 1 | 1 | 9 | 7.1 | 3 | |
| | | Total | | 8 | 3 | 1 | 1 | 3 | 3 | 1 | 1 | 4 | 4 | 1 | 5 | | 5 | 3 | 4 | 4 | 51 | 9.7 | 25 | | |
| | Total of Sub Group (990-995) | | | 13 | 6 | 2 | 5 | 5 | 12 | 7 | 11 | 2 | 5 | 4 | 2 | 5 | | 6 | 3 | 4 | 4 | 96 | 7.7 | 26 | |
| (996-999) | COMPLICATIONS OF SURGICAL & MEDICAL CARE, N.E.C. | | | | | | | | | | | | | | | | | | | | | | | | |
| 996 | COMPLICATIONS PECULIAR TO CERTAIN SPECIFIED PROCEDURES | | | | | | | | | | | | | | | | | | | | | | | | |
| | | Q | M | | 4 | 1 | 4 | 6 | 2 | 2 | 2 | 6 | 4 | 1 | 8 | | 9 | 5 | 4 | 1 | 1 | 60 | 10.1 | | |
| | | Q | F | 3 | | 2 | 6 | 1 | 8 | 4 | 1 | 3 | 6 | 11 | 9 | 7 | 12 | 4 | 7 | | 4 | 88 | 16.8 | | |
| | | NQ | M | 3 | | 4 | 8 | 7 | 7 | 9 | 9 | 9 | 13 | 9 | 15 | 10 | 6 | 2 | 2 | | | 113 | 10.5 | 4 | |
| | | NQ | F | 3 | 2 | 1 | 1 | 1 | 7 | 2 | 7 | 11 | 3 | 1 | 2 | 3 | 5 | 2 | 2 | 4 | | | 57 | 7.2 | 2 |
| | | Total | | 9 | 6 | 8 | 19 | 15 | 24 | 17 | 19 | 29 | 26 | 22 | 34 | 20 | 32 | 13 | 15 | 5 | 5 | 318 | 11.6 | 6 | |
| 997 | COMPLI. AFFECTING SPECIFIED BODY SYST., NEC | | | | | | | | | | | | | | | | | | | | | | | | |
| | | Q | M | 1 | | | | | 1 | | | 1 | | 1 | | | 4 | | | | | | 8 | 6.6 | |
| | | Q | F | | | | 1 | 1 | 1 | 1 | 2 | | | | | | | 1 | | 1 | | | 8 | 6.4 | |
| | | NQ | M | 2 | | 1 | | | 1 | 3 | | 1 | | 1 | | 1 | | | | | | | 10 | 8.1 | |
| | | NQ | F | | | | | | | | | | | 1 | 1 | | | | | | | | 2 | 2.0 | |
| | | Total | | 3 | | 1 | 1 | 1 | 3 | 4 | 2 | 2 | | 3 | 1 | 1 | 4 | 1 | | 1 | | 28 | 6.8 | 1 | |

| ICD 9 CODE | DISCHARGE DIAGNOSIS | NAT SEX | 0-4 | 5-9 | 10-14 | 15-19 | 20-24 | 25-29 | 30-34 | 35-39 | 40-44 | 45-49 | 50-54 | 55-59 | 60-64 | 65-69 | 70-74 | 75-79 | 80-84 | 85+ | SUM | AVG LOS | NO. OF DEATHS |
|------------|---------------------------------------|--------------|------------|------------|------------|------------|------------|------------|------------|------------|------------|------------|------------|------------|------------|-----------|-----------|-----------|-----------|-----------|-------------|-------------|---------------|
| 998 | OTH. COMPLICATIONS OF PROCEDURES ,NEC | Q M | 6 | 9 | 5 | 2 | 7 | 4 | 2 | 6 | 2 | | 4 | 2 | | | 1 | 1 | 2 | | 53 | 7.8 | |
| | | Q F | 5 | 3 | 5 | 2 | 2 | 5 | 5 | 4 | 5 | 5 | 4 | 4 | 4 | 3 | 1 | | 1 | | 58 | 8.0 | |
| | | NQ M | 13 | 7 | 3 | 6 | 14 | 20 | 19 | 10 | 13 | 11 | 4 | 4 | 6 | 3 | 4 | | | | 137 | 8.8 | |
| | | NQ F | 6 | 6 | 2 | 3 | 1 | 4 | | 5 | 4 | 1 | 3 | 6 | 2 | 1 | | | | | 44 | 5.0 | |
| | | Total | 30 | 25 | 15 | 13 | 24 | 33 | 26 | 25 | 24 | 17 | 15 | 16 | 12 | 7 | 6 | 1 | 3 | | 292 | 7.9 | |
| 999 | COMPLIC. OF MEDICAL CARE NEC | Q M | | | | | | | | | | | | | | | 1 | | | | 1 | 5.0 | |
| | | Q F | | 1 | | | | | | | | | | | | | | | | | 1 | 17.0 | |
| | | NQ M | 1 | | | | | | | | 1 | | | | | | | | | | 2 | 23.0 | |
| | | NQ F | 1 | 1 | | | 1 | | 1 | | | | | | | | | | | | 4 | 3.0 | |
| | | Total | 2 | 2 | | | 1 | | 1 | | | 1 | | | | | 1 | | | | 8 | 10.0 | |
| | Total of Sub Group (996-999) | | 44 | 33 | 24 | 33 | 41 | 60 | 48 | 46 | 55 | 44 | 40 | 51 | 33 | 43 | 21 | 16 | 9 | 5 | 646 | 9.7 | 7 |
| | Total of Major Group (800-999) | | 402 | 266 | 189 | 299 | 793 | 996 | 787 | 658 | 503 | 338 | 246 | 151 | 111 | 80 | 67 | 45 | 26 | 45 | 6002 | 8.5 | 105 |

(V01-V82) CHAPTER XVIII:FACTORS ON STATUS & CONTACT W HEALTH SERVICE

(V01-V07) PERSONS WITH POTENTIAL HEALTH HAZARDS RELATED TO COMMUNICABLE DISEASES

| | | | | | | | | | | | | | | | | | | | | | | | |
|-----|---|--------------|----------|--|--|--|----------|----------|----------|--|--|--|--|--|--|--|--|--|--|--|----------|-------------|--|
| V01 | CONTACT WITH OR EXPOSURE TO COMMUNICABLE DIS. | NQ M | 1 | | | | | | | | | | | | | | | | | | 1 | 1.0 | |
| | | NQ F | 1 | | | | | | | | | | | | | | | | | | 1 | 2.0 | |
| | | Total | 2 | | | | | | | | | | | | | | | | | | 2 | 1.5 | |
| V05 | NEED FOR OTHER PROPHYLACTIC VACCINATION & INOCULATION | NQ F | 1 | | | | | | | | | | | | | | | | | | 1 | 1.0 | |
| V07 | NEED FOR ISOLATION AND OTHER PROPHYLACTIC MEASURES. | Q F | | | | | 1 | | | | | | | | | | | | | | 1 | 2.0 | |
| | | NQ M | | | | | 3 | 1 | 1 | | | | | | | | | | | | 5 | 22.2 | |
| | | Total | | | | | 4 | 1 | 1 | | | | | | | | | | | | 6 | 18.8 | |
| | Total of Sub Group (V01-V07) | | 3 | | | | 4 | 1 | 1 | | | | | | | | | | | | 9 | 13.0 | |

(V07-V09) PERSONS WITH NEED FOR ISOLATION, OTHER POTENTIAL HEALTH HAZARDS AND PROPHYLACTIC MEASURES

| | | | | | | | | | | | | | | | | | | | | | | | |
|-----|--|--------------|--|--|--|--|----------|--|----------|--|--|--|--|--|--|--|--|--|--|--|----------|-------------|--|
| V08 | ASYMPTOMATIC HUMAN IMMUNODEFICIENCY VIRUS [HIV INFECTION STATUS] | NQ M | | | | | 1 | | 1 | | | | | | | | | | | | 2 | 21.5 | |
| | | Total | | | | | 1 | | 1 | | | | | | | | | | | | 2 | 21.5 | |

(V10-V19) PERSONS WITH POTENTIAL HEALTH HAZARDS RELATED TO FAMILY HISTORY

| | | | | | | | | | | | | | | | | | | | | | | | |
|-----|---|--------------|--|--|--|----------|--|--|----------|--|--|--|--|--|--|--|--|--|--|--|----------|------------|--|
| V15 | OTH. PERSONAL HISTORY PRESENTING TO HAZARDS TO HEALTH | NQ F | | | | 1 | | | 1 | | | | | | | | | | | | 2 | 1.5 | |
| | | Total | | | | 1 | | | 1 | | | | | | | | | | | | 2 | 1.5 | |

(V20-V29) CIRCUMSTANCES RELATED TO REPRODUCTION & DEVELOPMENT

| | | | | | | | | | | | | | | | | | | | | | | | |
|-----|---------------------------------------|------|---|--|--|--|--|--|--|--|--|--|--|--|--|--|--|--|--|--|---|-----|--|
| V20 | HEALTH SUPERVISION OF INFANT OR CHILD | NQ M | 1 | | | | | | | | | | | | | | | | | | 1 | 1.0 | |
| | | NQ F | 2 | | | | | | | | | | | | | | | | | | 2 | 8.5 | |

| ICD 9 CODE | DISCHARGE DIAGNOSIS | NAT | SEX | 0-4 | 5-9 | 10-14 | 15-19 | 20-24 | 25-29 | 30-34 | 35-39 | 40-44 | 45-49 | 50-54 | 55-59 | 60-64 | 65-69 | 70-74 | 75-79 | 80-84 | 85+ | SUM | AVG LOS | NO. OF DEATHS |
|---------------|--|-----|--------------|--------------|-----|-------|-------|-----------|-----------|-----------|-----------|-----------|----------|----------|-------|-------|-------|-------|-------|-------|-----|--------------|------------|------------------|
| | | | | | | | | | | | | | | | | | | | | | | | | |
| | | | Total | 3 | | | | | | | | | | | | | | | | | | 3 | 6.0 | |
| V22 | NORMAL PREGNACY | | Q F | | | | | 2 | 1 | | 1 | | | | | | | | | | | 4 | 1.8 | |
| | | | NQ F | | | | | 1 | 2 | 3 | | | | | | | | | | | | 6 | 1.2 | |
| | | | Total | | | | | 3 | 3 | 3 | 1 | | | | | | | | | | | 10 | 1.4 | |
| V23 | SUPERVISION OF HIGH-RISK PREGNACY | | Q F | | | | | | 1 | | | | | | | | | | | | | 1 | 1.0 | |
| V24 | POSTPARTUM CARE AND EXMINATION | | Q F | | | | | 2 | 1 | 1 | 2 | 2 | | | | | | | | | | 8 | 1.9 | |
| | | | NQ F | | | | | 5 | 6 | 5 | 2 | 1 | | | | | | | | | | 19 | 1.6 | |
| | | | Total | | | | | 7 | 7 | 6 | 4 | 3 | | | | | | | | | | 27 | 1.7 | |
| V25 | ENCOUNTER FOR CONTRACEPTIVE MGMT | | Q F | | | | | 1 | 4 | 8 | 6 | 2 | | | | | | | | | | 21 | 1.4 | |
| | | | NQ F | | | | | 1 | 1 | 11 | 12 | 17 | 3 | 2 | | | | | | | | 47 | 1.4 | |
| | | | Total | | | | | 1 | 2 | 15 | 20 | 23 | 5 | 2 | | | | | | | | 68 | 1.4 | |
| V26 | PROCREATIVE MANAGEMENT | | Q F | | | | | 1 | | 1 | | | | | | | | | | | | 2 | 1.0 | |
| | | | NQ F | | | | | | | 1 | | | | | | | | | | | | 1 | 1.0 | |
| | | | Total | | | | | 1 | | 2 | | | | | | | | | | | | 3 | 1.0 | |
| V29 | OBSERVATION AND EVALUATION OF NEWBORNS & INFANTS. | | Q M | 3 | | | | | | | | | | | | | | | | | | 3 | 1.3 | |
| | | | Q F | 1 | | | | | | | | | | | | | | | | | | 1 | 4.0 | |
| | | | NQ M | 8 | | | | | | | | | | | | | | | | | | 8 | 1.6 | |
| | | | NQ F | 5 | | | | | | | | | | | | | | | | | | 5 | 3.6 | |
| | | | Total | 17 | | | | | | | | | | | | | | | | | | 17 | 2.3 | |
| | Total of Sub Group (V20-V29) | | | 20 | | | | 11 | 14 | 24 | 27 | 26 | 5 | 2 | | | | | | | | 129 | 1.7 | |
| (V30-V39) | HEALTHY LIVEBORN INFANTS ACCORDING TO TYPE OF BIRTH | | | | | | | | | | | | | | | | | | | | | | | |
| V30 | SINGLE LB IN-HOSP W AND W/O CS | | Q M | 2696 | | | | | | | | | | | | | | | | | | 2696 | 2.4 | |
| | | | Q F | 2686 | | | | | | | | | | | | | | | | | | 2686 | 2.3 | |
| | | | NQ M | 4490 | | | | | | | | | | | | | | | | | | 4490 | 2.1 | 1 |
| | | | NQ F | 4288 | | | | | | | | | | | | | | | | | | 4288 | 2.0 | 4 |
| | | | Total | 14160 | | | | | | | | | | | | | | | | | | 14160 | 2.2 | 5 |
| V31 | TWIN-MALE LB-IN HOSP W AND W/O CS | | Q M | 52 | | | | | | | | | | | | | | | | | | 52 | 3.6 | |
| | | | Q F | 78 | | | | | | | | | | | | | | | | | | 78 | 3.6 | |
| | | | NQ M | 86 | | | | | | | | | | | | | | | | | | 86 | 3.2 | |
| | | | NQ F | 101 | | | | | | | | | | | | | | | | | | 101 | 2.8 | |
| | | | Total | 317 | | | | | | | | | | | | | | | | | | 317 | 3.2 | |

| ICD 9 CODE | DISCHARGE DIAGNOSIS | NAT | SEX | 0-4 | 5-9 | 10-14 | 15-19 | 20-24 | 25-29 | 30-34 | 35-39 | 40-44 | 45-49 | 50-54 | 55-59 | 60-64 | 65-69 | 70-74 | 75-79 | 80-84 | 85+ | SUM | AVG LOS | NO. OF DEATHS | |
|-------------------------------------|---|--------------|-----|--------------|----------|-------|----------|-----------|-----------|-----------|----------|----------|----------|----------|----------|----------|-------|-------|----------|----------|----------|-----------|--------------|------------------|----------|
| V34 | OTHER MULTIPLE, MATES ALL LIVEBORN | | | | | | | | | | | | | | | | | | | | | | | | |
| | | Q | M | 4 | | | | | | | | | | | | | | | | | | | 4 | 5.3 | |
| | | Q | F | 3 | | | | | | | | | | | | | | | | | | | 3 | 3.3 | |
| | | NQ | M | 1 | | | | | | | | | | | | | | | | | | | 1 | 22.0 | |
| | | NQ | F | 8 | | | | | | | | | | | | | | | | | | | 8 | 6.0 | |
| | | Total | | 16 | | | | | | | | | | | | | | | | | | | 16 | 6.3 | |
| V37 | OTHER MULTIPLE UNSPECIFIED | | | | | | | | | | | | | | | | | | | | | | | | |
| | | NQ | M | 2 | | | | | | | | | | | | | | | | | | | 2 | 8.0 | |
| | | NQ | F | 1 | | | | | | | | | | | | | | | | | | | 1 | 8.0 | |
| | | Total | | 3 | | | | | | | | | | | | | | | | | | | 3 | 8.0 | |
| Total of Sub Group (V30-V39) | | | | 14496 | | | | | | | | | | | | | | | | | | | 14496 | 2.2 | 5 |
| (V40-V49) | PERSONS WITH CONDITION INFLUENCING THEIR HEALTH STATUS | | | | | | | | | | | | | | | | | | | | | | | | |
| V42 | ORGAN OR TISSUE REPLACED BY TRANSPLANT | | | | | | | | | | | | | | | | | | | | | | | | |
| | | Q | F | | | | | | | | | | 1 | | | 1 | | | | | | | 2 | 5.0 | |
| | | NQ | M | | | | | | | 1 | | | | | | | | | | | | | 1 | 3.0 | |
| | | Total | | | | | | | | 1 | | | 1 | | | 1 | | | | | | 3 | 4.3 | | |
| V45 | OTHER POSTSURGICAL STATES | | | | | | | | | | | | | | | | | | | | | | | | |
| | | Q | F | | | | | | | | 1 | | | | | | | | | | | | 1 | 2.0 | |
| V46 | OTHER DEPENDENCE ON MACHINES | | | | | | | | | | | | | | | | | | | | | | | | |
| | | Q | F | | | | | | | | | | | | | | | | | | | | 1 | 1.0 | |
| | | NQ | M | | | | | | | | | | | | | | | | | 1 | | | 1 | 4.0 | |
| | | Total | | | | | | | | | | | | | | | | | | 1 | 1 | | 2 | 2.5 | |
| Total of Sub Group (V40-V49) | | | | | | | | | | 1 | 1 | | 1 | | | 1 | | | 1 | 1 | | | 6 | 3.3 | |
| (V50-V59) | SPECIFIC PROCEDURES & AFTERCARE | | | | | | | | | | | | | | | | | | | | | | | | |
| V50 | OTHER ELECTIVE SURGERY | | | | | | | | | | | | | | | | | | | | | | | | |
| | | Q | M | 8 | 1 | | 3 | | 2 | | | | | 1 | | | | | | | | | 15 | 2.1 | |
| | | Q | F | | | | 3 | 11 | 6 | 8 | 7 | 6 | 2 | 1 | 2 | 1 | | | | | | | 47 | 2.9 | |
| | | NQ | M | 3 | 2 | | | | 2 | | | 1 | | 1 | | | | | | | | | 9 | 1.2 | |
| | | NQ | F | 1 | | | 2 | 3 | 2 | 2 | 2 | 1 | 1 | 1 | 1 | 1 | | | | | | | 17 | 5.4 | |
| | | Total | | 12 | 3 | | 8 | 14 | 12 | 10 | 9 | 8 | 3 | 4 | 3 | 2 | | | | | | 88 | 3.1 | | |
| V51 | AFTERCARE W PLASTIC SURG | | | | | | | | | | | | | | | | | | | | | | | | |
| | | Q | M | | | | | | 1 | | | | | | | | | | | | | | 2 | 4.5 | |
| | | Q | F | | | | | 1 | | 2 | | 1 | | | | | | | | | | | 4 | 22.8 | |
| | | NQ | M | | | | 4 | 4 | 3 | 3 | 2 | 5 | 1 | 1 | | | | | | | 1 | | 24 | 12.0 | |
| | | NQ | F | | | | 1 | | | | | | | | | | | | | | | | 1 | 44.0 | |
| | | Total | | | | | 5 | 5 | 4 | 5 | 2 | 6 | 1 | 1 | | | | | 1 | 1 | | 31 | 13.9 | | |

| ICD 9 CODE | DISCHARGE DIAGNOSIS | NAT | SEX | 0-4 | 5-9 | 10-14 | 15-19 | 20-24 | 25-29 | 30-34 | 35-39 | 40-44 | 45-49 | 50-54 | 55-59 | 60-64 | 65-69 | 70-74 | 75-79 | 80-84 | 85+ | SUM | AVG LOS | NO. OF DEATHS | |
|------------|---|-----|--------------|-----------|-----------|-----------|-----------|-----------|-----------|-----------|------------|------------|------------|------------|-----------|-----------|-----------|-----------|-----------|----------|----------|-------------|-------------|---------------|---|
| V53 | FITTING AND ADJUSTMENT OF OTHER DEVICE | | | | | | | | | | | | | | | | | | | | | | | | |
| | | Q | M | | 2 | | | | 1 | 1 | 2 | 2 | 1 | | | | 1 | | | | | 1 | 11 | 2.0 | |
| | | Q | F | | | | | | | 1 | 1 | 2 | | | 1 | | | 1 | | | | | 6 | 2.7 | |
| | | NQ | M | | | | | 1 | | 1 | 5 | 2 | 2 | 4 | 2 | 2 | | | 2 | | | | 21 | 3.0 | |
| | | NQ | F | 1 | | | | | | | 1 | 2 | | 2 | | | 1 | | | | | | 7 | 2.4 | |
| | | | Total | 1 | 2 | | | 1 | 1 | 3 | 9 | 8 | 3 | 6 | 3 | 2 | 2 | 1 | 2 | | 1 | 45 | 2.6 | | |
| V54 | OTH ORTHOPEDIC AFTERCARE | | | | | | | | | | | | | | | | | | | | | | | | |
| | | Q | M | 3 | 4 | 5 | 10 | 10 | 3 | 3 | | | 2 | 2 | | | | | | | | | 42 | 4.4 | |
| | | Q | F | 2 | 3 | | 4 | | 1 | 2 | | 1 | 1 | | | 1 | 1 | | | | | | 16 | 4.5 | |
| | | NQ | M | 2 | 3 | 3 | 4 | 6 | 3 | 5 | 5 | 7 | 5 | 1 | | | 1 | 1 | | | | | 46 | 8.2 | |
| | | NQ | F | 2 | 2 | 2 | 1 | 1 | 1 | 1 | 1 | 1 | 1 | 3 | 1 | | | | | | | | 17 | 5.5 | |
| | | | Total | 9 | 12 | 10 | 19 | 17 | 8 | 11 | 6 | 9 | 9 | 6 | 1 | 1 | 2 | 1 | | | | 121 | 6.0 | | |
| V55 | ATTENTION TO ARTIFICIAL OPENINGS | | | | | | | | | | | | | | | | | | | | | | | | |
| | | Q | F | 1 | | | | | | | | | | | | | | | | | | 1 | 2 | 1.0 | |
| | | NQ | M | 1 | 1 | | | | 3 | 1 | 1 | 3 | 1 | 2 | | 1 | | 1 | | | | | 15 | 6.9 | |
| | | NQ | F | 1 | | | | | | | 1 | | 1 | | | | | | | | | | 3 | 4.3 | |
| | | | Total | 3 | 1 | | | | 3 | 1 | 2 | 3 | 2 | 2 | | 1 | | 1 | 1 | | | | 20 | 6.0 | |
| V56 | ENCOUNTER FOR DIALYSIS | | | | | | | | | | | | | | | | | | | | | | | | |
| | | Q | M | | | | | | | | | 1 | | | | | 1 | | | | | | 2 | 2.0 | |
| | | Q | F | | | | | | | | | | | 1 | | | 1 | 1 | | | | | 3 | 3.0 | |
| | | NQ | M | | | | | | | | | | | | | 1 | | | | | | | 1 | 3.0 | |
| | | | Total | | | | | | | | | 1 | | 1 | | 1 | 2 | 1 | | | | | 6 | 2.7 | |
| V57 | CARE INVOLVING THE USE OF REHABILITATION PROCEDURES | | | | | | | | | | | | | | | | | | | | | | | | |
| | | Q | M | 2 | 2 | | | 3 | 2 | 1 | | | 1 | 1 | 1 | 1 | | 4 | | | | | 18 | 94.6 | |
| | | Q | F | 8 | | | | | 1 | | 2 | | | | 1 | 1 | | | | | 1 | 14 | 53.8 | 1 | |
| | | NQ | M | 2 | 4 | 1 | 1 | 11 | 23 | 25 | 29 | 21 | 24 | 16 | 14 | 7 | 4 | 4 | 2 | | | | 188 | 77.9 | |
| | | NQ | F | 11 | 3 | 1 | | 2 | 1 | 2 | 2 | 2 | 2 | 7 | | | 1 | | 1 | | 1 | 36 | 96.8 | | |
| | | | Total | 23 | 9 | 2 | 1 | 16 | 27 | 28 | 33 | 23 | 27 | 24 | 16 | 10 | 4 | 9 | 2 | 1 | 1 | 256 | 80.4 | 1 | |
| V58 | ENCOUNTER FOR OTHER & UNSPECIFIED PROC. AND AFTERCARE | | | | | | | | | | | | | | | | | | | | | | | | |
| | | Q | M | 1 | 5 | 2 | 1 | 2 | 4 | 10 | 1 | 2 | 8 | 1 | 1 | 3 | 7 | 5 | | | | | 53 | 5.6 | |
| | | Q | F | | 6 | 5 | | | | 9 | 2 | 6 | 5 | 13 | 12 | 9 | 12 | 2 | | 1 | | | 82 | 12.0 | |
| | | NQ | M | 10 | 4 | 7 | 13 | 13 | 22 | 7 | 18 | 21 | 39 | 62 | 39 | 21 | 14 | 1 | 5 | | | | 296 | 6.2 | 3 |
| | | NQ | F | 11 | 4 | | 1 | 4 | 10 | 12 | 19 | 20 | 29 | 11 | 10 | 10 | 5 | 1 | 2 | | | | 149 | 7.9 | 3 |
| | | | Total | 22 | 19 | 14 | 15 | 19 | 36 | 38 | 40 | 49 | 81 | 87 | 62 | 43 | 38 | 9 | 7 | 1 | | 580 | 7.4 | 6 | |
| V59 | DONORS | | | | | | | | | | | | | | | | | | | | | | | | |
| | | NQ | M | | | | | | | | | | | 1 | | | | | | | | | 1 | 7.0 | |
| | Total of Sub Group (V50-V59) | | | 70 | 46 | 26 | 48 | 72 | 91 | 96 | 101 | 107 | 126 | 132 | 85 | 60 | 49 | 22 | 13 | 2 | 2 | 1148 | 23.2 | 7 | |
| (V60-V68) | HEALTH SERVICES IN OTHER CIRCUMSTANCES | | | | | | | | | | | | | | | | | | | | | | | | |
| V60 | HOUSING HOUSE HOLD & ECON. CIRCUMSTANCES | | | | | | | | | | | | | | | | | | | | | | | | |
| | | Q | F | 1 | | | | | | | | | | | | | | | | | | | 1 | 138.0 | |
| | | NQ | M | | | | | | | | | | | | | | | | | | 1 | | 1 | 5.0 | |
| | | NQ | F | | | 2 | | | | | 1 | | | | | | | | | | | | 3 | 57.3 | |

| ICD 9 CODE | DISCHARGE DIAGNOSIS | NAT | SEX | AGE | | | | | | | | | | | | | | | | | SUM | AVG LOS | NO. OF DEATHS | | | | | |
|---------------|--|-----|-----|-----|-----|-------|-------|-------|-------|-------|-------|-------|-------|-------|-------|-------|-------|-------|-------|-------|------|------------|------------------|-------|---|----|-------|---|
| | | | | 0-4 | 5-9 | 10-14 | 15-19 | 20-24 | 25-29 | 30-34 | 35-39 | 40-44 | 45-49 | 50-54 | 55-59 | 60-64 | 65-69 | 70-74 | 75-79 | 80-84 | | | | 85+ | | | | |
| | Total | | | 1 | | 2 | | | | | 1 | | | | | | | 1 | | 5 | 63.0 | | | | | | | |
| V63 | UNAVAIL. OF OTH. MED.FACILITIES FOR CARE | | | | | | | 1 | | | 1 | | | | | | | 1 | | | 4 | 175.0 | | | | | | |
| | Q M | | | | | | | 1 | | | 1 | | | | | | | 1 | | | | | | | | | | |
| | Q F | | | | | | | | | | | | | | | | | | | 1 | 1 | 2.0 | | | | | | |
| | NQ F | | | | | | | | | | | | | | | | | 1 | | | 1 | 286.0 | | | | | | |
| | Total | | | | | | | 1 | | | 1 | | | | | | | 1 | 1 | 1 | 6 | 164.7 | | | | | | |
| V64 | PERSONS ENCOUN. HEALTH SERV.FOR PROC. NOT DONE | | | | | | | | | | | | | | | | | | | | 1 | 1.0 | | | | | | |
| | Q F | | | | | | | | | | | | | | | | | | | | | 1 | 1.0 | | | | | |
| | NQ F | | | | | | | | | 1 | | | | | | | | | | | | 1 | 2.0 | | | | | |
| | Total | | | | | | | | | 1 | | | | | | | | | | | 2 | 1.5 | | | | | | |
| V65 | OTH. PERSONS SEEKING CONSULT. W/O COMPLAINT | | | | | | | | | | | | | | | | | | | | | | | | | | | |
| | Q M | | | | | | | | | | | | | | | | | | | | 2 | 2.5 | | | | | | |
| | Q F | | | | | | | | 1 | | | | 1 | | | | | | | | 3 | 2.3 | | | | | | |
| | NQ M | | | | | 1 | 1 | 1 | | | | | | | | | | | | | 3 | 3.3 | | | | | | |
| | Total | | | | | 1 | 1 | 2 | | | | 1 | | | | | | | | | 8 | 2.8 | | | | | | |
| V66 | CONVALESCENCE AND PALLIATIVE CARE | | | | | | | 1 | | | | | 2 | | | | | | 3 | 1 | 2 | 9 | 799.4 | 2 | | | | |
| | Q M | | | | | | | 1 | | | | | 2 | | | | | | 3 | 1 | 2 | 9 | 799.4 | 2 | | | | |
| | Q F | | | | | | | 1 | 2 | 1 | | | | | | | | | 1 | 2 | | 7 | 47.6 | 1 | | | | |
| | NQ M | | | | | 1 | | | | | | | 1 | | | | | | | | | 4 | 934.5 | | | | | |
| | NQ F | | | | | | | | | | 1 | | | | | | | | 1 | 1 | | 2 | 6 | 207.0 | 1 | | | |
| | Total | | | | | 1 | | 2 | 2 | 2 | | | 2 | 1 | | | | | 2 | 6 | 1 | 4 | 26 | 481.1 | 4 | | | |
| V67 | FOLLOW-UP EXAMINATION | | | | | | | 2 | | | 1 | | 5 | | | | | | | | 13 | 5.5 | | | | | | |
| | Q M | | | | | | | 2 | | | 1 | | 5 | | | | | | | | 13 | 5.5 | | | | | | |
| | Q F | | 2 | 1 | 1 | | 2 | 1 | 1 | | 1 | 1 | 1 | | | | | | | 1 | | 14 | 3.9 | | | | | |
| | NQ M | | 1 | 3 | | | 3 | 2 | | | 1 | | | | | | | | | | | 12 | 4.9 | | | | | |
| | NQ F | | 2 | | | | 1 | | | 3 | 1 | | | | | | | | | | | 8 | 6.9 | | | | | |
| | Total | | 7 | 5 | 1 | 1 | 4 | 6 | 4 | 2 | 2 | 1 | 6 | 1 | 4 | 1 | | | | 2 | | 47 | 5.1 | | | | | |
| | Total of Sub Group (V60-V68) | | | | | | | 11 | 5 | 3 | 3 | 6 | 10 | 8 | 5 | 3 | 3 | 9 | 2 | 6 | 1 | 3 | 9 | 2 | 5 | 94 | 149.8 | 4 |
| (V70-V82) | W/O REPORTED DIAGN. ENCOUNTERED DURING EXAM.& INVESTIGATION OF INDIVIDUALS & POPULATION | | | | | | | | | | | | | | | | | | | | | | | | | | | |
| V71 | OBSERVATION & EVAL.FOR SUSPECTED COND. NOT FOUND | | | | | | | | | | | | | | | | | | | | | | | | | | | |
| | Q M | | | 1 | | | | | | | | | | | | | | | | | | 4 | 6.3 | | | | | |
| | Q F | | 1 | | | 1 | 2 | 2 | 2 | 1 | 1 | | | | | | | | | | | 10 | 1.5 | | | | | |
| | NQ M | | | | | | 2 | 1 | | | 1 | 2 | | | 1 | | | | | | | 10 | 2.0 | | | | | |
| | NQ F | | 1 | | | | 1 | 3 | 4 | 2 | | | | | 1 | | | | | | | 13 | 1.8 | | | | | |
| | Total | | 2 | 1 | | 1 | 5 | 6 | 6 | 4 | 3 | 2 | 1 | 1 | 1 | 1 | 1 | 2 | 1 | | | 37 | 2.3 | | | | | |
| V72 | SPECIAL INVESTIGATIONS AND EXAMS | | | | | | | | | | | | | | | | | | | | | | | | | | | |
| | Q M | | 1 | 2 | 1 | | | | | 1 | | | | | | | | | | | | 7 | 6.6 | | | | | |
| | Q F | | 2 | 3 | | | 1 | | 2 | | 1 | 1 | 1 | | | | | | | | | 12 | 2.3 | | | | | |
| | NQ M | | 1 | 2 | | | 1 | | | | 1 | 1 | 3 | 3 | 1 | 3 | | | | | | 16 | 2.1 | | | | | |
| | NQ F | | 1 | 1 | | | 1 | 2 | | | | | 1 | 1 | | | | | | | | 7 | 1.0 | | | | | |
| | Total | | 5 | 8 | 1 | | 3 | 2 | 3 | | 2 | 3 | 5 | 4 | 1 | 3 | | | | | | 42 | 2.7 | | | | | |

| ICD 9 CODE | DISCHARGE DIAGNOSIS | NAT | SEX | 0-4 | 5-9 | 10-14 | 15-19 | 20-24 | 25-29 | 30-34 | 35-39 | 40-44 | 45-49 | 50-54 | 55-59 | 60-64 | 65-69 | 70-74 | 75-79 | 80-84 | 85+ | SUM | AVG LOS | NO. OF DEATHS | | |
|---------------------------------------|---------------------|-----|-----|-------------------------------------|-----|--------------|-------------|------------|-------------|-------------|--------------|-------------|-------------|-------------|-------------|-------------|-------------|-------------|-------------|------------|------------|------------|------------|------------------|------------|------------|
| | | | | Total of Sub Group (V70-V82) | | | | 7 | 9 | 1 | 1 | 8 | 8 | 9 | 4 | 5 | 5 | 6 | 5 | 2 | 4 | 2 | 3 | | | 79 |
| Total of Major Group (V01-V82) | | | | 14607 | 60 | 30 | 53 | 101 | 125 | 140 | 139 | 141 | 140 | 149 | 92 | 69 | 54 | 28 | 26 | 4 | 7 | 15965 | 4.6 | 16 | | |
| Grand Total | | | | Q | M | 4164 | 383 | 290 | 403 | 409 | 297 | 209 | 215 | 226 | 233 | 238 | 231 | 232 | 329 | 286 | 240 | 159 | 126 | 8670 | 8.1 | 179 |
| | | | | Q | F | 3769 | 276 | 215 | 466 | 2199 | 3133 | 2670 | 1990 | 1024 | 453 | 386 | 296 | 278 | 365 | 223 | 211 | 103 | 69 | 18126 | 4.7 | 144 |
| | | | | NQ | M | 6173 | 467 | 280 | 362 | 1935 | 2556 | 2053 | 1943 | 1714 | 1647 | 1675 | 1157 | 721 | 359 | 265 | 160 | 59 | 76 | 23602 | 7.0 | 357 |
| | | | | NQ | F | 5551 | 299 | 207 | 504 | 2932 | 4967 | 4189 | 2574 | 1222 | 577 | 422 | 309 | 298 | 204 | 136 | 88 | 50 | 48 | 24577 | 3.8 | 145 |
| | | | | | | 19657 | 1425 | 992 | 1735 | 7475 | 10953 | 9121 | 6722 | 4186 | 2910 | 2721 | 1993 | 1529 | 1257 | 910 | 699 | 371 | 319 | 74975 | 5.5 | 825 |

INPATIENTS WITH SURGICAL PROCEDURES DISCHARGED FROM HOSPITALS OF THE HMC DURING THE YEAR 2008

Table :74

| ICD 9 CODE | PRIMARY PROCEDURE | NAT SEX | 0-4 | 5-9 | 10-14 | 15-19 | 20-24 | 25-29 | 30-34 | 35-39 | 40-44 | 45-49 | 50-54 | 55-59 | 60-64 | 65-69 | 70-74 | 75-79 | 80-84 | 85+ | SUM | AVG NO. OF LOS DEATHS |
|---|--|---------|-----|-----|-------|-------|-------|-------|-------|-------|-------|-------|-------|-------|-------|-------|-------|-------|-------|-----|-----|-----------------------|
| (00.00-00.99 PROCEDURE AND INTERVENTIONS NEC | | | | | | | | | | | | | | | | | | | | | | |
| 00.24 | INTRAVASCULAR IMAGING OF CORONARY VESSELS. | | | | | | | | | | | | | | | 1 | | | | | 1 | 1.0 |
| | NQ M | | | | | | | | | | | | | | | 1 | | | | | 1 | 1.0 |
| | Total | | | | | | | | | | | | | | | 1 | | | | | 1 | 1.0 |
| 00.34 | IMAGELESS COMPUTER ASSISTED SURGERY | | | | | | | | | | | | | | | | | | | | 1 | 10.0 |
| | NQ F | | | | | | | | 1 | | | | | | | | | | | | 1 | 10.0 |
| | Total | | | | | | | | 1 | | | | | | | | | | | | 1 | 10.0 |
| 00.50 | IMPLANTATION OF CARDIAC RESYNCHRONIZATION PACEMAKER WITHOUT DEFIBRILLATION TOTAL SYSTEM (CRT-P) | | | | | | | | | | | | | | | 1 | | | | | 1 | 36.0 |
| | Q F | | | | | | | | | | | | | | | 1 | | | | | 1 | 36.0 |
| | Total | | | | | | | | | | | | | | | 1 | | | | | 1 | 36.0 |
| 00.51 | IMPLANTATION OF CARDIAC RESYNCHRONIZATION DEFIBRILLATOR TOTAL SYSTEMS (CRT-P) | | | | | | | | | | | | 1 | 1 | | | | | | | 2 | 24.5 |
| | Q M | | | | | | | | | | | | 1 | 1 | | | | | | | 2 | 24.5 |
| | Q F | | | | | | | | | | | | | | | | 1 | | | | 1 | 4.0 |
| | NQ M | | | | | | | | 1 | | | | 1 | | | | | | | | 3 | 4.3 |
| | NQ F | | | | | | | | | | | | 2 | | | 1 | | | | | 3 | 7.7 |
| | Total | | | | | | | | 1 | | | | 4 | 1 | | 1 | 1 | 1 | | | 9 | 9.9 |
| 00.52 | IMPLANTATION/REPLACEMENT OF TRANSVENOUS LEAD (ELECTRODE) INTO LEFT VENTRICULAR CORONARY VENOUS SYSTEM. | | | | | | | | 1 | | | | | | | | | | | | 1 | 23.0 |
| | NQ M | | | | | | | | 1 | | | | | | | | | | | | 1 | 23.0 |
| | Total | | | | | | | | 1 | | | | | | | | | | | | 1 | 23.0 |
| 00.53 | IMPLANTATION/REPLACEMENT OF CARDIAC RESYNCHRONIZATION PACEMAKER PULSE GENERATOR ONLY (CRT-D) | | | | | | | | | | | | | | | | | | | | 1 | 3.0 |
| | Q M | | | | | | | | | | | | | | | | | | | | 1 | 3.0 |
| | Total | | | | | | | | | | | | | | | | | | | | 1 | 3.0 |
| 00.54 | IMPLANTATION/REPLACEMENT OF CARDIAC RESYNCHRONIZATION DEFIBRILLATOR, PULSE GENERATOR DEVICE ONLY (CRT-D) | | | | | | | | | | | | | 1 | | | | | | | 2 | 3.0 |
| | Q M | | | | | | | | | | | | | 1 | | | | | | | 2 | 3.0 |
| | NQ M | | | | | | | | 1 | | | | | | | | | | | | 1 | 3.0 |
| | Total | | | | | | | | 1 | | | | | 1 | | | | | | | 3 | 3.0 |
| 00.66 | PERCUTANEOUS TRANSLUMINAL ANGIOPLASTY (PTCA) OR CORONARY ATHERECTOMY | | | | | 1 | | | 1 | 6 | 8 | 5 | 10 | 9 | 6 | 10 | 3 | 4 | | | 63 | 4.5 |
| | Q M | | | | | 1 | | | 1 | 6 | 8 | 5 | 10 | 9 | 6 | 10 | 3 | 4 | | | 63 | 4.5 |
| | Q F | | | | | | | | | 1 | | | 2 | 6 | 4 | 6 | | 1 | | | 20 | 14.2 |
| | NQ M | | | | | | 2 | 5 | 10 | 28 | 58 | 75 | 48 | 26 | 14 | 2 | 1 | | | | 269 | 3.1 |
| | NQ F | | | | | | | | | 1 | 4 | 2 | 4 | 5 | 2 | | | | | | 18 | 9.3 |
| | Total | | | | | 1 | 2 | 6 | 16 | 38 | 67 | 89 | 67 | 41 | 32 | 5 | 6 | | | | 370 | 4.2 |
| 00.70 | REVISION OF HIP REPLACEMENT, BOTH ACETABULAR AND FORMAL COMPONENT | | | | | | | | | | | | 1 | | | | | | | | 1 | 11.0 |
| | NQ F | | | | | | | | | | | | 1 | | | | | | | | 1 | 11.0 |
| | Total | | | | | | | | | | | | 1 | | | | | | | | 1 | 11.0 |
| 00.82 | REVISION OF KNEE REPLACEMENT, FEMORAL COMPONENT | | | | | | | | | | | | | | | | | 1 | | | 1 | 11.0 |
| | Q F | | | | | | | | | | | | | | | | | 1 | | | 1 | 11.0 |
| | Total | | | | | | | | | | | | | | | | | 1 | | | 1 | 11.0 |
| TOTAL OF MAJOR GROUP (00.00-00.99) | | | | | | 1 | 2 | 8 | 18 | 38 | 67 | 94 | 69 | 42 | 34 | 7 | 8 | | | 1 | 389 | 4.5 |

ICD 9 CODE PRIMARY PROCEDURE NAT SEX

| 0-4 | 5-9 | 10-14 | 15-19 | 20-24 | 25-29 | 30-34 | 35-39 | 40-44 | 45-49 | 50-54 | 55-59 | 60-64 | 65-69 | 70-74 | 75-79 | 80-84 | 85+ | SUM | AVG NO. OF LOS DEATHS |
|-----|-----|-------|-------|-------|-------|-------|-------|-------|-------|-------|-------|-------|-------|-------|-------|-------|-----|-----|-----------------------|
|-----|-----|-------|-------|-------|-------|-------|-------|-------|-------|-------|-------|-------|-------|-------|-------|-------|-----|-----|-----------------------|

(01-05) OPERATIONS ON THE NERVOUS SYSTEM

| | | | | | | | | | | | | | | | | | | | | | | | |
|-------------------------------------|---|--------------|------------|-----------|-----------|-----------|-----------|-----------|-----------|-----------|-----------|-----------|-----------|-----------|-----------|-----------|-----------|----------|----------|----------|------------|-------------|-----------|
| 01 | INCISION & EXCISION OF SKULL, BRAIN & CEREBRAL MENINGES | Q M | | 2 | 1 | 2 | 6 | 2 | | | 3 | | 1 | 1 | 3 | 1 | | 1 | | 23 | 74.3 | 7 | |
| | | Q F | 2 | | 1 | | | 1 | 1 | 2 | 1 | 1 | 1 | | | | | 1 | | 11 | 17.0 | 2 | |
| | | NQ M | 5 | 3 | 1 | | 10 | 19 | 20 | 14 | 13 | 16 | 9 | 5 | 6 | 2 | 2 | | | 4 | 129 | 33.3 | 16 |
| | | NQ F | 3 | | 1 | | 2 | | 1 | 2 | 1 | 1 | 4 | | 2 | 1 | 2 | | | 20 | 22.3 | 2 | |
| | | Total | 10 | 5 | 4 | 2 | 18 | 22 | 22 | 16 | 19 | 18 | 15 | 7 | 11 | 4 | 4 | 1 | 1 | 4 | 183 | 36.3 | 27 |
| 02 | OTHER OPER. ON SKULL, BRAIN & CEREBRAL MENINGES | Q M | | 3 | | 4 | 2 | | | | | | | | | 1 | 1 | | | 11 | 9.5 | 1 | |
| | | Q F | 3 | 1 | | 1 | | | | | | | | | | 1 | | | | 6 | 14.5 | 1 | |
| | | NQ M | 3 | 2 | 2 | 4 | 3 | 3 | 7 | 6 | 3 | 2 | 4 | 6 | | | | | 1 | 46 | 28.0 | 5 | |
| | | NQ F | 4 | 2 | | | 1 | 1 | 1 | 1 | | | 1 | | | | | | | 12 | 22.4 | | |
| | | Total | 10 | 8 | 2 | 9 | 6 | 3 | 8 | 7 | 3 | 3 | 5 | 6 | 1 | 2 | 1 | | | 1 | 75 | 23.3 | 7 |
| 03 | OPER ON SPINAL CORD & SPINAL CANAL STRUCTURES | Q M | 28 | 7 | | 2 | 2 | 3 | 2 | | 1 | 2 | 3 | 1 | 2 | 4 | 1 | 1 | 1 | 2 | 62 | 9.8 | |
| | | Q F | 23 | 5 | 2 | 4 | 9 | 21 | 19 | 9 | 3 | | 3 | 1 | | 1 | | | | | 100 | 4.6 | |
| | | NQ M | 38 | 5 | 3 | 4 | 17 | 27 | 24 | 29 | 8 | 8 | 4 | 3 | 2 | 2 | 1 | | | | 175 | 10.8 | 1 |
| | | NQ F | 22 | 3 | 4 | 3 | 4 | 15 | 15 | 5 | 6 | 2 | 3 | 3 | 2 | 1 | 4 | | 1 | 1 | 94 | 9.6 | 2 |
| | | Total | 111 | 20 | 9 | 13 | 32 | 66 | 60 | 43 | 18 | 12 | 13 | 8 | 6 | 8 | 6 | 1 | 2 | 3 | 431 | 9.0 | 3 |
| 04 | OPER. ON CRANIAL & PERIPHERAL NERVES | Q M | | | | 1 | | 1 | | | | | | | | | | | | | 2 | 2.5 | |
| | | Q F | | | | | | | | 1 | 2 | 1 | | 1 | | | | | | | 5 | 5.8 | |
| | | NQ M | 3 | | | 2 | 5 | 3 | 4 | 2 | | 1 | 3 | | 1 | | | | | | 24 | 9.0 | 1 |
| | | NQ F | | | | | | 2 | | 2 | | 1 | | | | | | | | | 5 | 1.2 | |
| | | Total | 3 | | | 3 | 5 | 4 | 6 | 2 | 3 | 3 | 5 | | 2 | | | | | | 36 | 7.1 | 1 |
| 05 | OPER. ON SYMPATHETIC NERVE OR GANGLIA | Q F | | | | | | | | 1 | | | | 1 | | | | | | | 2 | 3.5 | |
| | | Total | | | | | | | | 1 | | | | 1 | | | | | | | 2 | 3.5 | |
| TOTAL OF MAJOR GROUP (01-05) | | | 134 | 33 | 15 | 24 | 59 | 96 | 94 | 72 | 42 | 37 | 36 | 26 | 18 | 17 | 11 | 2 | 3 | 8 | 727 | 17.2 | 38 |

(06-07) OPERATIONS ON THE ENDOCRINE SYSTEM

| | | | | | | | | | | | | | | | | | | | | | | | |
|-------------------------------------|---------------------------------------|--------------|----------|----------|----------|----------|-----------|----------|-----------|-----------|-----------|-----------|-----------|----------|----------|----------|----------|----------|----------|------------|------------|-------------|---|
| 06 | OPER. ON THYROID & PARATHYROID GLANDS | Q M | | | 1 | | | | 1 | 2 | | | | | | 1 | | | | | 5 | 3.8 | 1 |
| | | Q F | | | | 4 | | 3 | 4 | 6 | 1 | 6 | 3 | | 1 | | | | | | 28 | 6.4 | |
| | | NQ M | 1 | 2 | | 2 | 3 | 8 | 8 | 6 | 5 | 4 | 1 | | | | | | | | 40 | 4.6 | |
| | | NQ F | | | | 1 | 3 | 3 | 4 | 5 | 8 | 4 | 4 | 1 | 1 | | | | | | 34 | 3.2 | |
| | | Total | 1 | 2 | 1 | 1 | 9 | 6 | 15 | 18 | 22 | 10 | 14 | 5 | 1 | 1 | 1 | 1 | 1 | 107 | 4.6 | 1 | |
| 07 | OPER. ON OTH. ENDOCRINE GLANDS | NQ M | | | | 1 | | 1 | | 1 | 1 | | 1 | | | | | | | | 5 | 17.8 | |
| | | NQ F | | | | | | 1 | | | | | | | | | | | | | 1 | 19.0 | |
| | | Total | | | | 1 | | 2 | | 1 | 1 | | 1 | | | | | | | | 6 | 18.0 | |
| TOTAL OF MAJOR GROUP (06-07) | | | 1 | 2 | 1 | 1 | 10 | 6 | 17 | 18 | 23 | 11 | 14 | 6 | 1 | 1 | 1 | 1 | 1 | 113 | 5.3 | 1 | |

ICD 9
CODE

PRIMARY PROCEDURE

NAT SEX

| 0-4 | 5-9 | 10-14 | 15-19 | 20-24 | 25-29 | 30-34 | 35-39 | 40-44 | 45-49 | 50-54 | 55-59 | 60-64 | 65-69 | 70-74 | 75-79 | 80-84 | 85+ | SUM |
|-----|-----|-------|-------|-------|-------|-------|-------|-------|-------|-------|-------|-------|-------|-------|-------|-------|-----|-----|
|-----|-----|-------|-------|-------|-------|-------|-------|-------|-------|-------|-------|-------|-------|-------|-------|-------|-----|-----|

AVG NO. OF
LOS DEATHS

(08-16) OPERATIONS ON THE EYE

08 EYELID OPERATIONS

| | | | | | | | | | | | | | | | | | | | |
|--------------|----------|----------|----------|--|----------|----------|----------|----------|----------|----------|----------|----------|---|----------|----------|--|--|-----------|------------|
| Q M | 5 | 1 | | | | | 1 | | 1 | | | | | | | | | 8 | 1.5 |
| Q F | 2 | | | | | | 1 | 3 | 1 | 1 | 4 | | | | | | | 12 | 2.5 |
| NQ M | 1 | 1 | 2 | | 5 | 2 | 4 | | 2 | | 1 | | 1 | 1 | | | | 20 | 2.6 |
| NQ F | 1 | 1 | | | 1 | 1 | | 1 | 4 | 1 | 1 | | | | | | | 11 | 2.2 |
| Total | 9 | 3 | 2 | | 6 | 3 | 5 | 2 | 9 | 3 | 2 | 5 | | 1 | 1 | | | 51 | 2.3 |

09 OPERATIONS ON LACRIMAL SYSTEM

| | | | | | | | | | | | | | | | | | | | |
|--------------|--|----------|--|--|--|----------|----------|----------|----------|----------|----------|---|--|--|----------|--|--|-----------|------------|
| Q M | | 2 | | | | | | | 1 | | | | | | | | | 3 | 1.0 |
| NQ M | | | | | | 3 | 1 | 2 | | | 1 | | | | | | | 7 | 1.0 |
| NQ F | | | | | | 1 | | 2 | | | | 1 | | | 1 | | | 5 | 1.0 |
| Total | | 2 | | | | 3 | 2 | 2 | 2 | 1 | 1 | | | | 1 | | | 15 | 1.0 |

10 OPERATIONS ON CONJUNCTION

| | | | | | | | | | | | | | | | | | | | |
|--------------|--|----------|--|--|--|----------|--|--|--|--|--|--|--|--|--|--|--|----------|------------|
| NQ M | | 1 | | | | 2 | | | | | | | | | | | | 3 | 3.3 |
| Total | | 1 | | | | 2 | | | | | | | | | | | | 3 | 3.3 |

11 OPERATIONS ON CORNEA

| | | | | | | | | | | | | | | | | | | | |
|--------------|----------|----------|--|----------|-----------|-----------|-----------|-----------|-----------|----------|----------|----------|---|--|--|--|--|------------|------------|
| Q M | | 2 | | 1 | | | | | | | | | 1 | | | | | 4 | 3.5 |
| Q F | 1 | 1 | | 1 | | | | | | | | | | | | | | 3 | 3.3 |
| NQ M | | 2 | | 1 | 19 | 19 | 21 | 11 | 10 | 6 | 4 | 2 | | | | | | 95 | 3.1 |
| NQ F | | | | | | 1 | | | 1 | | | | | | | | | 2 | 1.5 |
| Total | 1 | 5 | | 2 | 20 | 20 | 21 | 11 | 11 | 6 | 4 | 2 | | | | | | 104 | 3.1 |

12 OPER. ON IRIS, CILIARY BODY, SCLERA & ANTERIOR CHAMB

| | | | | | | | | | | | | | | | | | | | |
|--------------|----------|----------|----------|----------|----------|----------|----------|----------|----------|----------|----------|----------|----------|----------|----------|--|--|-----------|------------|
| Q M | 1 | | | 1 | | | 1 | | | | | 1 | | | | | | 4 | 4.5 |
| Q F | | | | | | 1 | | | | | 1 | | 1 | 1 | | | | 4 | 5.0 |
| NQ M | 1 | 1 | | | 6 | 7 | 3 | 3 | 6 | | 2 | 1 | 1 | 2 | | | | 33 | 4.3 |
| NQ F | 1 | | 1 | 1 | | | 1 | 1 | | 1 | 1 | 1 | 2 | 1 | | | | 11 | 3.5 |
| Total | 3 | 1 | 1 | 2 | 6 | 8 | 5 | 4 | 6 | 1 | 3 | 2 | 4 | 5 | 1 | | | 52 | 4.2 |

13 OPERATION ON LENS

| | | | | | | | | | | | | | | | | | | | |
|--------------|----------|----------|--|--|----------|----------|----------|----------|---|----------|----------|----------|-----------|----------|----------|----------|----------|-----------|-------------|
| Q M | | | | | | 1 | | 1 | | | 2 | | 2 | 3 | | | | 9 | 4.9 |
| Q F | 2 | | | | | | | | 1 | 2 | 2 | 4 | 3 | 2 | | 1 | | 17 | 2.8 |
| NQ M | 2 | | | | 2 | 2 | 2 | 4 | | 3 | 5 | 2 | 6 | 1 | 2 | 1 | 1 | 33 | 48.2 |
| NQ F | | 1 | | | | | | | | | | 1 | 1 | | | | 1 | 4 | 4.0 |
| Total | 4 | 1 | | | 2 | 3 | 2 | 5 | | 4 | 9 | 5 | 13 | 7 | 4 | 1 | 2 | 63 | 27.0 |

14 OPER. ON RETINA, CHOROID, VITROUS & POSTERIOR CHAMB

| | | | | | | | | | | | | | | | | | | | |
|--------------|----------|----------|--|----------|----------|-----------|-----------|----------|----------|-----------|-----------|-----------|-----------|----------|----------|--|--|------------|------------|
| Q M | 1 | | | 2 | | 2 | 3 | 1 | 2 | | 1 | 1 | 4 | | | | | 17 | 7.5 |
| Q F | | | | | | | | | 1 | | | | | 3 | 2 | | | 6 | 4.5 |
| NQ M | 3 | 1 | | | 5 | 8 | 7 | 7 | 3 | 7 | 13 | 2 | 10 | | 3 | | | 69 | 4.6 |
| NQ F | | | | | 1 | 1 | 1 | | 1 | 4 | | 7 | 2 | 2 | | | | 19 | 3.3 |
| Total | 4 | 1 | | 2 | 6 | 11 | 11 | 8 | 7 | 11 | 14 | 10 | 16 | 5 | 5 | | | 111 | 4.8 |

15 OPER. ON EXTRAOCULAR MUSCLES

| | | | | | | | | | | | | | | | | | | | |
|--------------|----------|----------|--|----------|----------|--|----------|--|--|--|--|--|--|--|--|--|--|----------|------------|
| Q F | | 1 | | 1 | | | | | | | | | | | | | | 2 | 2.0 |
| NQ M | | | | 1 | | | 1 | | | | | | | | | | | 2 | 1.0 |
| NQ F | 2 | | | | | | | | | | | | | | | | | 2 | 1.5 |
| Total | 2 | 1 | | 1 | 1 | | 1 | | | | | | | | | | | 6 | 1.5 |

| ICD 9 CODE | PRIMARY PROCEDURE | NAT | SEX | AGE | | | | | | | | | | | | | | | | | SUM | AVG NO. OF LOS DEATHS | | |
|-------------------------------------|-------------------------------------|-----|--------------|------------|------------|-----------|-----------|------------|------------|------------|-----------|-----------|-----------|-----------|-----------|----------|----------|----------|----------|----------|-------------|--------------------------|-------------|------------|
| | | | | 0-4 | 5-9 | 10-14 | 15-19 | 20-24 | 25-29 | 30-34 | 35-39 | 40-44 | 45-49 | 50-54 | 55-59 | 60-64 | 65-69 | 70-74 | 75-79 | 80-84 | | 85+ | | |
| 23 | REMOVAL & RESTORATION OF TEETH | | Q M | 1 | | 1 | | 1 | | | | | | | | | | | | | 3 | 18.0 | | |
| | | | Q F | | 1 | | 2 | | | | | 1 | | 1 | | 1 | | | | | | 6 | 7.3 | |
| | | | NQ M | | | | 1 | | 1 | | | | 1 | | | | | | | | | 3 | 363.7 | |
| | | | NQ F | | 1 | | | | | | | | | | | | | | | | | 1 | 102.0 | |
| | | | Total | 1 | 2 | 1 | 3 | 1 | 1 | | | 1 | 1 | 1 | | 1 | | | | | | 13 | 99.3 | |
| 24 | OTH. OPER. ON TEETH, GUMS & ALVEOLI | | Q M | | | | | | | | 2 | | | | | | | | | | 2 | 2.5 | | |
| | | | Q F | | | | | | | | | | | | | | | | | 1 | | 1 | 56.0 | |
| | | | NQ M | | 1 | | | 1 | | | 1 | 1 | | | | | | | | | | 4 | 4.3 | |
| | | | NQ F | 1 | | | | 1 | | | 1 | 1 | | | | | | | | 1 | | 5 | 2.6 | |
| | | | Total | 1 | 1 | | | 2 | | | 4 | 1 | 1 | | | | | | | | 2 | | 12 | 7.6 |
| 25 | OPERATIONS ON TONGUE | | Q M | 1 | | | | | | | | | | | | | | | | | 1 | 2.0 | | |
| | | | Q F | | | 1 | | | | | | | | | | | | | | | | 2 | 4.5 | |
| | | | NQ M | 3 | 1 | | | | | | | | | | 1 | 1 | | | | | | 6 | 3.0 | |
| | | | NQ F | 1 | | | | | | | | | | | | | | | | | | 1 | 1.0 | |
| | | | Total | 5 | 1 | 1 | | | | | | | | | 1 | 2 | | | | | | 10 | 3.0 | |
| 26 | OPER. ON SALIVARY GLAND & DUCTS | | Q M | | | 1 | | | | | 1 | | | | | | | | | | 3 | 3.7 | | |
| | | | Q F | | | | | | | | 1 | 1 | 1 | | | | | | | | | 3 | 6.0 | |
| | | | NQ M | | 1 | | | 2 | 4 | 1 | 2 | | 1 | 2 | 3 | | 1 | | | | | 17 | 3.6 | |
| | | | NQ F | | | | 2 | | | 2 | | | | | 1 | | | | | | | 5 | 5.6 | |
| | | | Total | | 1 | 1 | 2 | 2 | 4 | 3 | 3 | 1 | 2 | 3 | 4 | | 2 | | | | | 28 | 4.2 | |
| 27 | OTHER OPER. ON MOUTH & FACE | | Q M | 18 | 4 | 1 | | | 1 | | | | | 2 | | | | | | | 26 | 2.7 | | |
| | | | Q F | 3 | 1 | 1 | | | | | | | | | 1 | | | | | | | 6 | 4.7 | |
| | | | NQ M | 15 | 2 | 1 | | 3 | 5 | 4 | 5 | 4 | 2 | 1 | 1 | | | | | | | 43 | 5.0 | |
| | | | NQ F | 8 | 1 | 1 | | 1 | 4 | 1 | | | | | 1 | | | | | | | 17 | 2.6 | |
| | | | Total | 44 | 8 | 4 | | 4 | 10 | 5 | 5 | 4 | 6 | 1 | 1 | | | | | | | 92 | 3.9 | |
| 28 | OPER. ON TONSILS & ADENOIDS | | Q M | 62 | 49 | 18 | 3 | 8 | 6 | 4 | 1 | | | | | | | | | | 151 | 2.5 | | |
| | | | Q F | 28 | 42 | 19 | 8 | 7 | 5 | 6 | | | | 1 | | | | | | | | 116 | 2.0 | |
| | | | NQ M | 56 | 69 | 11 | 8 | 12 | 8 | 8 | 7 | 5 | 2 | 3 | 1 | | | | | | | 190 | 2.3 | |
| | | | NQ F | 30 | 43 | 12 | 13 | 11 | 7 | 3 | 3 | 1 | | | | | | | | | | 123 | 2.3 | |
| | | | Total | 176 | 203 | 60 | 32 | 38 | 26 | 21 | 11 | 6 | 2 | 4 | 1 | | | | | | | 580 | 2.3 | |
| 29 | OPERATIONS ON PHARYNX | | Q M | | | | | 1 | | | | | | 1 | 1 | | | | | | 3 | 6.7 | | |
| | | | Q F | 3 | | | 1 | 1 | 1 | | | | | | 1 | | | | | | | 6 | 39.2 | |
| | | | NQ M | | | | 1 | 1 | 1 | 2 | | 1 | | 2 | | 1 | | 1 | | | | 10 | 2.8 | |
| | | | NQ F | 3 | | | | | | | 1 | | | | | 1 | 1 | | | | | 6 | 18.5 | 1 |
| | | | Total | 6 | | | 2 | 1 | 3 | 2 | 1 | 1 | | 2 | 2 | 3 | 1 | 1 | | | | 25 | 15.8 | 1 |
| TOTAL OF MAJOR GROUP (21-29) | | | | 247 | 224 | 75 | 88 | 138 | 117 | 100 | 72 | 43 | 36 | 32 | 18 | 8 | 4 | 2 | 3 | 1 | 1208 | 4.1 | 1 | |

| ICD 9 CODE | PRIMARY PROCEDURE | NAT SEX | AGE | | | | | | | | | | | | | | | | | SUM | AVG NO. OF LOS DEATHS | | |
|---|---|--------------|-----------|-----------|-----------|-----------|-----------|-----------|-----------|-----------|-----------|-----------|-----------|-----------|-----------|-----------|-----------|-----------|----------|-----------|--------------------------|-------------|-----------|
| | | | 0-4 | 5-9 | 10-14 | 15-19 | 20-24 | 25-29 | 30-34 | 35-39 | 40-44 | 45-49 | 50-54 | 55-59 | 60-64 | 65-69 | 70-74 | 75-79 | 80-84 | | 85+ | | |
| (30-34) OPERATIONS ON THE RESPIRATORY SYSTEM | | | | | | | | | | | | | | | | | | | | | | | |
| 30 | OPER. ON LARYNX | | | | | 1 | | | | | | | | | | | | | | | 1 | 2.0 | |
| | | Q M | | | | 1 | | | | | | | | | | | | | | | 1 | 2.0 | |
| | | Q F | | | | | | | | | | | 1 | | | | | | | | 1 | 5.0 | |
| | | NQ F | | | | | | | | | | | 1 | | | | | | | | 1 | 2.0 | |
| | | Total | | | | 1 | | | | | | | 2 | | | | | | | | 3 | 3.0 | |
| 31 | OTH. OPER. ON LARYNX & TRACHEA | | 1 | 1 | 1 | 1 | | | | | 1 | | | 1 | | 2 | 2 | 3 | | 1 | 14 | 152.6 | 8 |
| | | Q M | 1 | 1 | 1 | 1 | | | | | 1 | | | 1 | | 2 | 2 | 3 | | 1 | 14 | 152.6 | 8 |
| | | Q F | | | | | | 1 | | 1 | | 1 | 1 | 1 | 1 | 2 | 3 | 2 | | 4 | 17 | 184.1 | 10 |
| | | NQ M | 5 | | | 1 | 2 | 3 | 1 | 3 | 2 | 2 | 3 | 1 | 2 | 1 | 1 | 1 | | | 28 | 120.7 | 9 |
| | | NQ F | 2 | | | | | 1 | | | 2 | 1 | | 1 | 1 | | | 1 | 1 | | 11 | 50.3 | 4 |
| | | Total | 8 | 1 | 1 | 2 | 2 | 5 | 1 | 4 | 5 | 4 | 4 | 4 | 4 | 5 | 7 | 7 | | 6 | 70 | 131.4 | 31 |
| 32 | EXCISION OF LUNG & BRONCHUS | | | | | 2 | | | 1 | | | | | 1 | | | | | | | 4 | 30.8 | |
| | | Q M | | | | 2 | | | 1 | | | | | 1 | | | | | | | 4 | 30.8 | |
| | | Q F | | | | | | | | 1 | | | | | | | | | | | 1 | 5.0 | |
| | | NQ M | 1 | | | 1 | 3 | 1 | | 1 | 2 | | | | 1 | 2 | | | | | 12 | 16.1 | |
| | | NQ F | | | | | | | 1 | | 1 | | 1 | | | | | | | | 2 | 7.0 | |
| | | Total | 1 | | | 3 | 3 | 1 | 2 | 1 | 3 | 1 | | 1 | 1 | 2 | | | | | 19 | 17.6 | |
| 33 | OTHER OPER. ON LUNG & BRONCHUS | | 14 | 4 | 2 | 1 | 1 | | | 1 | | 1 | 1 | | 1 | 1 | 3 | 2 | | 2 | 34 | 102.7 | 6 |
| | | Q M | 14 | 4 | 2 | 1 | 1 | | | 1 | | 1 | 1 | | 1 | 1 | 3 | 2 | | 2 | 34 | 102.7 | 6 |
| | | Q F | 14 | 4 | 2 | 3 | 2 | 1 | | 1 | 1 | | 1 | 4 | 3 | 1 | 2 | 2 | 1 | | 42 | 61.1 | 2 |
| | | NQ M | 24 | 2 | 1 | 1 | 14 | 20 | 9 | 5 | 10 | 6 | 9 | 10 | 7 | 3 | 3 | 3 | | 1 | 128 | 14.2 | 5 |
| | | NQ F | 19 | 3 | 1 | 1 | 1 | 1 | 4 | 2 | 3 | 3 | 3 | 6 | 2 | 2 | 2 | 2 | | 1 | 56 | 9.9 | 3 |
| | | Total | 71 | 13 | 6 | 6 | 18 | 22 | 13 | 9 | 14 | 10 | 14 | 20 | 13 | 7 | 10 | 9 | 1 | 4 | 260 | 32.4 | 16 |
| 34 | OPER. ON CHEST WALL, PLEURA, MEDIASTINUM & DIAPH. | | 1 | 1 | 2 | 1 | 6 | 4 | 4 | | 2 | 1 | | 4 | 2 | 3 | 2 | 1 | | | 34 | 14.2 | 4 |
| | | Q M | 1 | 1 | 2 | 1 | 6 | 4 | 4 | | 2 | 1 | | 4 | 2 | 3 | 2 | 1 | | | 34 | 14.2 | 4 |
| | | Q F | 1 | | 2 | | | 2 | 1 | | 1 | 2 | 3 | 2 | 3 | 1 | 1 | 1 | 1 | 1 | 22 | 8.1 | 3 |
| | | NQ M | 7 | 5 | | 6 | 55 | 53 | 38 | 27 | 15 | 20 | 15 | 5 | 10 | 2 | 5 | 2 | 1 | 3 | 269 | 11.9 | 9 |
| | | NQ F | 5 | 2 | | | 5 | 7 | 5 | 1 | 3 | | 3 | 3 | 4 | 2 | 1 | 1 | 4 | 1 | 47 | 14.0 | 3 |
| | | Total | 14 | 8 | 4 | 7 | 66 | 66 | 48 | 28 | 21 | 23 | 21 | 14 | 19 | 8 | 9 | 5 | 6 | 5 | 372 | 12.2 | 19 |
| TOTAL OF MAJOR GROUP (30-34) | | | 94 | 22 | 11 | 19 | 89 | 94 | 64 | 42 | 43 | 38 | 39 | 41 | 37 | 22 | 26 | 21 | 7 | 15 | 724 | 31.1 | 66 |
| (35-39) OPERATIONS ON THE CARDIO VASCULAR SYSTEM | | | | | | | | | | | | | | | | | | | | | | | |
| 35 | OPER. ON VALVES & SEPTA OF HEART | | 7 | 2 | 3 | | 1 | | | 1 | | | | | | | | | | | 14 | 14.9 | |
| | | Q M | 7 | 2 | 3 | | 1 | | | 1 | | | | | | | | | | | 14 | 14.9 | |
| | | Q F | 10 | 7 | | 2 | | 1 | 1 | 1 | 2 | | | | | 1 | | | | | 25 | 7.2 | 1 |
| | | NQ M | 14 | 2 | | 4 | | 6 | 2 | 2 | 4 | 3 | 1 | 7 | | | | 1 | | | 46 | 31.2 | 3 |
| | | NQ F | 18 | 6 | 2 | 1 | 1 | 1 | 1 | | 4 | 1 | | | 2 | | | | | | 37 | 12.9 | 2 |
| | | Total | 49 | 17 | 5 | 7 | 2 | 8 | 4 | 4 | 10 | 4 | 1 | 7 | 2 | 1 | | | 1 | | 122 | 18.8 | 6 |

| ICD 9 CODE | PRIMARY PROCEDURE | NAT | SEX | AGE | | | | | | | | | | | | | | | | | | SUM | AVG NO. OF LOS DEATHS | | | |
|---|---|-----|--------------|------------|-----------|-----------|-----------|-----------|-----------|-----------|-----------|-----------|-----------|------------|-----------|-----------|-----------|-----------|-----------|-----------|-----------|------------|--------------------------|-------------|-------------|----------|
| | | | | 0-4 | 5-9 | 10-14 | 15-19 | 20-24 | 25-29 | 30-34 | 35-39 | 40-44 | 45-49 | 50-54 | 55-59 | 60-64 | 65-69 | 70-74 | 75-79 | 80-84 | 85+ | | | | | |
| 36 | OPER. ON HEART VESSELS | | Q M | | | | | | | | | | 1 | 1 | 2 | 1 | | 1 | 1 | 1 | 1 | | | 9 | 59.3 | 1 |
| | | | Q F | | | | | | | | | | | | | | | 1 | 3 | | | | | 4 | 40.0 | |
| | | | NQ M | | | | | | | 1 | 6 | 12 | 15 | 41 | 27 | 18 | 6 | 5 | 2 | | | | | 133 | 11.2 | 4 |
| | | | NQ F | 1 | | | | | | | | | | 1 | | 3 | 2 | 3 | 2 | | | | | 12 | 17.3 | 1 |
| | | | Total | 1 | | | | | | 1 | 7 | 13 | 18 | 42 | 30 | 22 | 13 | 8 | 3 | | | | | 158 | 15.1 | 6 |
| 37 | OPER. ON OTHER HEART & PERICARDIUM | | Q M | 6 | 3 | | 2 | 2 | 1 | | | 1 | | 2 | 1 | | 2 | 1 | 1 | | 2 | 24 | 6.9 | 2 | | |
| | | | Q F | 10 | 3 | 3 | 1 | | 1 | 1 | | 2 | 1 | 1 | | 3 | 1 | | | | 3 | | 30 | 17.9 | 1 | |
| | | | NQ M | 12 | 5 | 5 | 4 | 4 | 8 | 3 | 7 | 6 | 9 | 5 | 8 | 4 | | | | 1 | 1 | | | 82 | 7.2 | 3 |
| | | | NQ F | 14 | 4 | 4 | 1 | | | | 4 | 3 | 1 | | 2 | 2 | 1 | 4 | | | | 1 | 1 | 41 | 4.9 | |
| | | | Total | 42 | 15 | 12 | 8 | 6 | 10 | 8 | 10 | 10 | 10 | 10 | 10 | 11 | 8 | 7 | 1 | 2 | 4 | 3 | 177 | 8.4 | 6 | |
| 38 | INCISION, EXCISION & OCCLUSION OF VESSELS | | Q M | 4 | 2 | 1 | | | 1 | | | 2 | 3 | | 5 | 2 | 4 | 8 | 5 | 6 | 4 | 3 | 50 | 17.6 | 7 | |
| | | | Q F | 10 | 2 | 1 | 2 | 1 | 2 | | | | 3 | 5 | 7 | 4 | 6 | 12 | 3 | 7 | | 4 | 69 | 22.6 | 5 | |
| | | | NQ M | 8 | 1 | 1 | 1 | 8 | 12 | 12 | 18 | 10 | 9 | 18 | 7 | 9 | 6 | 2 | 2 | | | | 2 | 126 | 15.0 | 14 |
| | | | NQ F | 8 | 3 | 1 | 2 | 3 | 1 | 4 | 8 | 4 | 2 | 3 | 3 | 6 | 3 | 5 | | | 1 | 6 | 6 | 63 | 11.0 | 6 |
| | | | Total | 30 | 8 | 4 | 5 | 12 | 16 | 16 | 28 | 20 | 16 | 33 | 16 | 25 | 29 | 15 | 15 | 5 | 15 | 308 | 16.3 | 32 | | |
| 39 | OTHER OPER. ON VESSELS | | Q M | 2 | | | 1 | 1 | | | 2 | 1 | 2 | 1 | 5 | 4 | 6 | 2 | | | | 27 | 29.8 | 3 | | |
| | | | Q F | 2 | 1 | | 1 | | 1 | | | | | 4 | 5 | 3 | 6 | 8 | 1 | 7 | 1 | 3 | 43 | 8.9 | 1 | |
| | | | NQ M | 3 | | 1 | 1 | 4 | 6 | 8 | 7 | 8 | 6 | 8 | 14 | 5 | 5 | 3 | | | | | 79 | 12.9 | 11 | |
| | | | NQ F | 5 | 1 | 1 | | 1 | 1 | | | 2 | 1 | 1 | 1 | 3 | 5 | 2 | | | | | 24 | 9.4 | | |
| | | | Total | 12 | 2 | 2 | 3 | 5 | 8 | 9 | 9 | 11 | 13 | 15 | 23 | 18 | 24 | 8 | 7 | 1 | 3 | 173 | 14.0 | 15 | | |
| TOTAL OF MAJOR GROUP (35-39) | | | | 134 | 42 | 23 | 23 | 25 | 42 | 38 | 58 | 64 | 61 | 101 | 87 | 75 | 74 | 32 | 28 | 10 | 21 | 938 | 14.5 | 65 | | |
| (40-41) OPERATIONS ON THE HEMIC & LYMPHATIC SYSTEM | | | | | | | | | | | | | | | | | | | | | | | | | | |
| 40 | OPER. ON LYMPHATIC SYSTEM | | Q M | 1 | 2 | | | 1 | 1 | | | 1 | | | | 2 | | 1 | | | | | 9 | 8.2 | | |
| | | | Q F | 2 | 1 | | | | 2 | 1 | 1 | 1 | 1 | | | | | | | | 1 | | | 10 | 11.0 | |
| | | | NQ M | 1 | | | 1 | 5 | 6 | 3 | 3 | 1 | 4 | 4 | 2 | 2 | | | | | | | | 32 | 16.5 | |
| | | | NQ F | 4 | | | | 1 | 3 | 2 | 1 | 3 | | 1 | | 1 | | | | | 1 | | | 17 | 5.9 | |
| | | | Total | 8 | 3 | | 1 | 7 | 12 | 6 | 6 | 5 | 5 | 5 | 4 | 3 | 1 | | | | 2 | | | 68 | 12.0 | |
| 41 | OPER. ON BONE MARROW & SPLEEN | | Q M | | | | 2 | 2 | 1 | 1 | 3 | | | | 1 | | 1 | | | | | | 11 | 22.3 | | |
| | | | Q F | 1 | 2 | | | | 1 | 1 | 1 | | | | 1 | | 1 | 1 | 1 | | | | | 10 | 15.0 | 1 |
| | | | NQ M | 2 | 4 | | 3 | 10 | 11 | 6 | 9 | 10 | 2 | 11 | 7 | 1 | 1 | 3 | 1 | | | | | 81 | 17.5 | 4 |
| | | | NQ F | 1 | 1 | | | 2 | 4 | 1 | 2 | 3 | 1 | 3 | 2 | | 1 | 1 | | | | | | 22 | 14.5 | |
| | | | Total | 4 | 7 | | 5 | 14 | 17 | 9 | 15 | 13 | 3 | 14 | 11 | 1 | 4 | 5 | 2 | | | | | 124 | 17.2 | 5 |
| TOTAL OF MAJOR GROUP (40-41) | | | | 12 | 10 | | 6 | 21 | 29 | 15 | 21 | 18 | 8 | 19 | 15 | 4 | 5 | 5 | 4 | | | | 192 | 15.4 | 5 | |

| ICD 9 CODE | PRIMARY PROCEDURE | NAT | SEX | 0-4 | 5-9 | 10-14 | 15-19 | 20-24 | 25-29 | 30-34 | 35-39 | 40-44 | 45-49 | 50-54 | 55-59 | 60-64 | 65-69 | 70-74 | 75-79 | 80-84 | 85+ | SUM | AVG NO. OF LOS DEATHS | |
|----------------|---|--------------|-----|-----------|-----------|-----------|------------|------------|------------|------------|------------|------------|-----------|-----------|-----------|-----------|-----------|-----------|-----------|----------|-----------|-------------|--------------------------|-----------|
| (42-54) | OPERATIONS ON THE DIGESTIVE SYSTEM | | | | | | | | | | | | | | | | | | | | | | | |
| 42 | OPERATIONS ON ESOPHAGUS | | | | | | | | | | | | | | | | | | | | | | | |
| | | Q | M | 2 | 1 | 1 | 1 | | 1 | | | 1 | | | | 1 | | | | | | 8 | 2.6 | |
| | | Q | F | 1 | | | 1 | | | | | 1 | | | | | | | | 1 | | 4 | 8.3 | |
| | | NQ | M | 1 | 2 | 1 | | 3 | 1 | 1 | 2 | 2 | 7 | 5 | 4 | 2 | 1 | | | | | 32 | 4.3 | |
| | | NQ | F | | 1 | | | | | | 2 | 1 | 1 | | | | | | | | | 5 | 1.4 | |
| | | Total | | 4 | 4 | 2 | 2 | 3 | 2 | 1 | 4 | 5 | 8 | 5 | 4 | 3 | 1 | | | 1 | 49 | 4.1 | 1 | |
| 43 | INCISION & EXCISION OF STOMACH | | | | | | | | | | | | | | | | | | | | | | | |
| | | Q | M | 5 | | | 1 | 1 | | 1 | | | 1 | | | | | 1 | | | 1 | 11 | 11.5 | |
| | | Q | F | | | | | | | | | | | | | | | 1 | | | | 1 | 4.0 | |
| | | NQ | M | 7 | 2 | | | 4 | 2 | 2 | 2 | 1 | 2 | 1 | 3 | 1 | 2 | | | | | 29 | 60.9 | |
| | | NQ | F | 1 | | | | 1 | | | 1 | | 1 | 1 | 1 | | | | | | | 6 | 10.2 | |
| | | Total | | 13 | 2 | | 1 | 1 | 5 | 3 | 3 | 2 | 2 | 3 | 2 | 4 | 1 | 4 | | | 1 | 47 | 41.7 | 4 |
| 44 | OTHER OPERATIONS ON STOMACH | | | | | | | | | | | | | | | | | | | | | | | |
| | | Q | M | 3 | 3 | | 9 | 17 | 18 | 10 | 6 | 7 | 3 | 3 | 6 | 2 | 4 | 3 | 5 | | 1 | 100 | 5.4 | |
| | | Q | F | 5 | 1 | 3 | 13 | 15 | 34 | 36 | 27 | 23 | 15 | 8 | 2 | 4 | 4 | 1 | 2 | | | 193 | 4.1 | |
| | | NQ | M | 3 | 2 | 2 | 1 | 12 | 21 | 18 | 23 | 19 | 18 | 18 | 21 | 6 | 2 | 3 | 2 | | 1 | 172 | 6.5 | |
| | | NQ | F | 3 | | 3 | 2 | 8 | 21 | 14 | 18 | 3 | 6 | 7 | 2 | 3 | 7 | 1 | 2 | | | 100 | 5.9 | |
| | | Total | | 14 | 6 | 8 | 25 | 52 | 94 | 78 | 74 | 52 | 42 | 36 | 31 | 15 | 17 | 8 | 11 | | 2 | 565 | 5.4 | 4 |
| 45 | INCISION, EXCISION & ANASTOMOSIS OF INTESTINE | | | | | | | | | | | | | | | | | | | | | | | |
| | | Q | M | 5 | 1 | 2 | 4 | 1 | | 1 | 2 | 4 | 9 | 4 | 8 | 3 | 6 | 8 | 7 | 4 | 1 | 70 | 17.3 | |
| | | Q | F | 3 | 1 | 3 | 2 | 1 | 3 | 2 | 2 | 2 | 3 | 2 | 3 | 3 | 8 | 3 | 4 | 3 | | 48 | 11.2 | |
| | | NQ | M | 8 | 5 | 2 | 2 | 17 | 26 | 26 | 26 | 27 | 22 | 23 | 25 | 11 | 11 | 4 | 2 | 1 | | 238 | 9.0 | |
| | | NQ | F | 4 | 1 | 1 | 2 | 8 | 2 | 5 | 2 | 4 | 6 | 9 | 3 | 4 | 2 | | | | | 55 | 11.7 | |
| | | Total | | 20 | 8 | 8 | 10 | 27 | 31 | 34 | 32 | 37 | 40 | 38 | 39 | 21 | 27 | 15 | 15 | 8 | 1 | 411 | 11.0 | 13 |
| 46 | OTHER OPERATIONS ON INTESTINE | | | | | | | | | | | | | | | | | | | | | | | |
| | | Q | M | 1 | | | 1 | | | | | | | | | | 1 | | | | | 4 | 20.0 | |
| | | Q | F | | | 1 | | | | | | | | | | | 1 | 1 | 1 | | | 4 | 38.0 | |
| | | NQ | M | 9 | | | | 1 | 2 | 6 | 4 | 5 | 4 | 2 | 1 | | | | | | | 34 | 22.9 | |
| | | NQ | F | 1 | | | | | | 1 | 1 | | 1 | | | | 1 | | | | | 5 | 8.0 | |
| | | Total | | 11 | | 1 | 1 | 1 | 2 | 6 | 5 | 6 | 4 | 3 | 1 | | 3 | 1 | 1 | 1 | | 47 | 22.3 | 4 |
| 47 | OPERATIONS ON APPENDIX | | | | | | | | | | | | | | | | | | | | | | | |
| | | Q | M | 2 | 12 | 25 | 39 | 24 | 11 | 6 | 1 | 6 | 3 | 1 | 2 | 2 | 1 | | 1 | | | 136 | 2.9 | |
| | | Q | F | 2 | 5 | 11 | 18 | 7 | 9 | 5 | 2 | | 1 | 1 | | | | | | | | 61 | 2.9 | |
| | | NQ | M | 5 | 14 | 27 | 43 | 375 | 421 | 261 | 174 | 95 | 48 | 20 | 11 | 2 | | 1 | | | | 1497 | 2.5 | |
| | | NQ | F | 1 | 18 | 14 | 15 | 31 | 27 | 14 | 13 | 7 | 7 | 2 | | 1 | | | | | | 150 | 2.7 | |
| | | Total | | 10 | 49 | 77 | 115 | 437 | 468 | 286 | 190 | 108 | 59 | 24 | 13 | 5 | 1 | 1 | 1 | | | 1844 | 2.5 | 1 |
| 48 | OPER. ON RECTUM & PERIRECTAL TISSUE | | | | | | | | | | | | | | | | | | | | | | | |
| | | Q | M | | 3 | | | 1 | 1 | | 1 | | 1 | | | | | 1 | 1 | | | 9 | 5.1 | |
| | | Q | F | | | 2 | | 1 | 1 | | 1 | 1 | 1 | | 1 | 1 | 3 | 5 | | | 2 | 19 | 12.9 | |
| | | NQ | M | 2 | 1 | | | 1 | 2 | 7 | 4 | 3 | 3 | 5 | 4 | 1 | 3 | 1 | 2 | | | 39 | 12.2 | |
| | | NQ | F | | | 1 | | | 1 | | | 2 | 1 | 2 | | 2 | | | | | | 9 | 10.1 | |
| | | Total | | 2 | 4 | 3 | | 3 | 5 | 7 | 6 | 6 | 6 | 7 | 5 | 4 | 6 | 6 | 3 | 1 | 2 | 76 | 11.3 | 1 |

| ICD 9 CODE | PRIMARY PROCEDURE | NAT | SEX | AGE | | | | | | | | | | | | | | | | | AVG NO. OF LOS DEATHS | | | |
|-------------------------------------|---|-----|--------------|------------|-----------|------------|------------|------------|------------|------------|------------|------------|------------|------------|------------|------------|------------|-----------|-----------|-----------|--------------------------|-------------|-------------|-----------|
| | | | | 0-4 | 5-9 | 10-14 | 15-19 | 20-24 | 25-29 | 30-34 | 35-39 | 40-44 | 45-49 | 50-54 | 55-59 | 60-64 | 65-69 | 70-74 | 75-79 | 80-84 | 85+ | SUM | | |
| 49 | OPERATIONS ON ANUS | | Q M | 3 | | | 6 | 8 | 4 | 3 | 11 | 3 | 6 | 4 | 2 | 1 | | 2 | 1 | | | 54 | 2.8 | |
| | | | Q F | | | | | 2 | 3 | 1 | 3 | 2 | 3 | 3 | | 1 | | | | | | 18 | 3.3 | |
| | | | NQ M | 3 | 1 | | 3 | 17 | 40 | 37 | 34 | 28 | 26 | 16 | 6 | 1 | 2 | 1 | | | | 215 | 2.8 | |
| | | | NQ F | 2 | | | 1 | 2 | 6 | 4 | 2 | 5 | 4 | 5 | 1 | 3 | 1 | 1 | | | | 37 | 2.2 | |
| | | | Total | 8 | 1 | | 10 | 29 | 53 | 45 | 50 | 38 | 39 | 28 | 9 | 6 | 3 | 4 | 1 | | 324 | 2.8 | | |
| 50 | OPERATIONS ON LIVER | | Q M | 1 | 1 | 1 | | 1 | | | | 1 | 2 | | | 1 | 2 | | 1 | 1 | | 12 | 9.9 | 1 |
| | | | Q F | | 2 | 1 | | | 1 | | | 1 | | | 2 | | | 1 | 2 | | | 10 | 8.1 | |
| | | | NQ M | 5 | 1 | 1 | | 3 | 2 | 2 | 2 | 4 | 4 | 5 | 8 | 2 | 2 | | 1 | | | 42 | 17.7 | 4 |
| | | | NQ F | 2 | | | | | 1 | 1 | | 1 | 1 | | | 1 | 1 | | | | | 8 | 11.6 | |
| | | | Total | 8 | 4 | 3 | | 4 | 4 | 3 | 2 | 7 | 7 | 5 | 10 | 3 | 5 | 2 | 4 | 1 | | 72 | 14.4 | 5 |
| 51 | OPER. ON GALL BLADDER & BILIARY TRACT | | Q M | | | | | 6 | 5 | 7 | 5 | 6 | 3 | 9 | 3 | 3 | 5 | 1 | 3 | 1 | 2 | 59 | 4.1 | 1 |
| | | | Q F | | | 2 | 10 | 21 | 35 | 37 | 48 | 33 | 34 | 23 | 16 | 10 | 10 | 2 | 3 | 1 | | 285 | 3.5 | |
| | | | NQ M | | | | | 6 | 22 | 41 | 45 | 38 | 37 | 19 | 16 | 7 | 4 | 3 | 1 | | | 239 | 6.1 | 2 |
| | | | NQ F | | | | 3 | 16 | 55 | 55 | 49 | 40 | 48 | 28 | 21 | 15 | 8 | 5 | 1 | | | 344 | 4.1 | 1 |
| | | | Total | | | 2 | 13 | 49 | 117 | 140 | 147 | 117 | 122 | 79 | 56 | 35 | 27 | 11 | 8 | 2 | 2 | 927 | 4.4 | 4 |
| 52 | OPERATIONS ON PANCREAS | | Q M | 2 | | | | | | | | | | | | | | 1 | | | | 3 | 48.7 | |
| | | | Q F | | | | | | | | | | | | | | 2 | | | | | 2 | 60.5 | 1 |
| | | | NQ M | | | | | | 1 | 2 | 1 | 3 | 1 | | 2 | | | 1 | | | | 11 | 27.5 | |
| | | | NQ F | | | | 1 | | 1 | | | | | | | | | | | | | 2 | 65.5 | |
| | | | Total | 2 | | | | 1 | 1 | 3 | 1 | 3 | 1 | | 2 | | 2 | 2 | | | | 18 | 38.9 | 1 |
| 53 | REPAIR OF HERNIA | | Q M | 69 | 5 | 4 | 6 | 4 | 4 | 7 | 1 | 7 | 2 | 6 | 2 | 3 | 7 | 3 | 2 | | | 132 | 3.2 | |
| | | | Q F | 12 | 3 | | | | 3 | 9 | 6 | 11 | 7 | 9 | 6 | 1 | | | | 1 | | 68 | 4.5 | |
| | | | NQ M | 55 | 5 | 1 | 3 | 25 | 30 | 29 | 20 | 23 | 40 | 26 | 16 | 25 | 8 | 6 | 3 | 1 | | 316 | 3.0 | 1 |
| | | | NQ F | 14 | 1 | | | | 1 | 5 | 9 | 8 | 14 | 6 | 3 | 3 | | 1 | | | | 65 | 4.2 | 1 |
| | | | Total | 150 | 14 | 5 | 9 | 29 | 38 | 50 | 36 | 49 | 63 | 47 | 27 | 32 | 15 | 10 | 5 | 2 | | 581 | 3.4 | 2 |
| 54 | OTHER OPER. ON ABDOMEN REGION | | Q M | 7 | | 2 | 2 | 3 | 1 | 3 | 1 | 4 | 6 | 7 | 3 | 4 | 2 | 1 | 1 | | 1 | 48 | 15.7 | 3 |
| | | | Q F | 3 | 3 | 1 | 3 | 1 | 5 | 2 | 9 | 3 | 4 | 3 | 4 | 4 | 4 | 3 | 1 | 1 | | 54 | 9.9 | 3 |
| | | | NQ M | 1 | 2 | | 4 | 24 | 28 | 21 | 27 | 23 | 22 | 14 | 19 | 11 | 5 | 8 | 1 | 1 | 2 | 213 | 10.3 | 17 |
| | | | NQ F | 1 | | 1 | | 4 | 10 | 10 | 17 | 8 | 4 | 1 | 2 | 2 | 4 | 4 | | | | 68 | 7.3 | 2 |
| | | | Total | 12 | 5 | 4 | 9 | 32 | 44 | 36 | 54 | 38 | 36 | 25 | 28 | 21 | 15 | 16 | 3 | 2 | 3 | 383 | 10.4 | 25 |
| TOTAL OF MAJOR GROUP (42-54) | | | | 254 | 97 | 113 | 195 | 668 | 864 | 692 | 604 | 468 | 429 | 300 | 227 | 149 | 123 | 80 | 52 | 18 | 11 | 5344 | 5.4 | 65 |
| (55-59) | OPERATIONS ON THE URINARY SYSTEM | | | | | | | | | | | | | | | | | | | | | | | |
| 55 | OPERATIONS ON KIDNEY | | Q M | 3 | | | 1 | 1 | 1 | 3 | | 3 | 2 | 3 | 2 | | 2 | 3 | | 1 | | 25 | 14.0 | 1 |
| | | | Q F | 2 | | | | | 3 | | 1 | | 3 | 4 | 3 | | 1 | | 1 | | | 18 | 9.4 | |
| | | | NQ M | 5 | | 1 | 3 | 10 | 32 | 23 | 27 | 19 | 25 | 27 | 20 | 9 | 3 | | 2 | | | 206 | 10.2 | 1 |
| | | | NQ F | 4 | 1 | 1 | | | 1 | 2 | 8 | 2 | 4 | 2 | 1 | | 1 | | | | | 27 | 9.0 | 1 |
| | | | Total | 14 | 1 | 2 | 4 | 11 | 37 | 28 | 36 | 24 | 34 | 36 | 26 | 9 | 7 | 3 | 3 | 1 | | 276 | 10.4 | 3 |

| ICD 9 CODE | PRIMARY PROCEDURE | NAT | SEX | AGE | | | | | | | | | | | | | | | | | SUM | AVG NO. OF LOS DEATHS | | | | |
|-------------------------------------|--|-----|------------------------------|-----------|-----------|-----------|-----------|-----------|------------|------------|------------|------------|------------|------------|-----------|-----------|-----------|-----------|-----------|----------|----------|--------------------------|-------------|------------|----------|--|
| | | | | 0-4 | 5-9 | 10-14 | 15-19 | 20-24 | 25-29 | 30-34 | 35-39 | 40-44 | 45-49 | 50-54 | 55-59 | 60-64 | 65-69 | 70-74 | 75-79 | 80-84 | | 85+ | | | | |
| 56 | OPERATIONS ON URETER | | Q M | | | | | | 1 | 4 | 2 | 2 | 5 | | 1 | 1 | 2 | | | | | 18 | 4.8 | | | |
| | | | Q F | | | | | 1 | 1 | | 1 | | | 1 | | | 2 | | | | | 6 | 5.3 | | | |
| | | | NQ M | 1 | 1 | | | 8 | 38 | 36 | 24 | 34 | 19 | 12 | 8 | 6 | 1 | | | | | | 188 | 3.7 | | |
| | | | NQ F | 2 | | | | | 1 | 1 | 1 | 2 | 4 | 3 | | 1 | 1 | | | | | | 16 | 6.3 | | |
| | | | Total | 3 | 1 | | | 9 | 41 | 41 | 28 | 38 | 28 | 16 | 9 | 8 | 6 | | | | | | 228 | 4.0 | | |
| 57 | OPER. ON URINARY BLADDER | | Q M | 1 | 1 | | 1 | 1 | 1 | | 1 | | 3 | | 3 | 4 | 8 | 6 | 5 | 1 | | 36 | 7.7 | | | |
| | | | Q F | | | 1 | 1 | | 1 | 1 | 1 | | 2 | | 2 | 1 | 3 | 3 | 2 | | | | 18 | 8.9 | 2 | |
| | | | NQ M | 4 | 1 | 1 | 1 | 3 | 37 | 21 | 31 | 27 | 25 | 32 | 19 | 17 | 13 | 5 | 6 | | | 1 | 244 | 6.5 | | |
| | | | NQ F | 3 | 1 | | 1 | 2 | 1 | 1 | 4 | 3 | 5 | 1 | 1 | 3 | | | 2 | | | | 28 | 6.0 | 1 | |
| | | | Total | 8 | 3 | 2 | 4 | 6 | 40 | 23 | 37 | 30 | 35 | 33 | 25 | 25 | 24 | 14 | 15 | 1 | 1 | 326 | 6.7 | 3 | | |
| 58 | OPERATIONS ON URETHRA | | Q M | 17 | 6 | | | | | 2 | | 1 | 1 | | | | | | 2 | | | 29 | 4.9 | | | |
| | | | NQ M | 24 | 2 | 2 | | 5 | 10 | 7 | 5 | 9 | 3 | 4 | 5 | 2 | 1 | | | 1 | | 2 | 82 | 6.7 | | |
| | | | NQ F | 1 | | | | | | 1 | 1 | 1 | | | | 1 | | | | | | | 5 | 3.6 | | |
| | | | Total | 42 | 8 | 2 | | 5 | 10 | 10 | 6 | 11 | 4 | 4 | 5 | 3 | 1 | | | 3 | | 2 | 116 | 6.1 | | |
| | | 59 | OTHER OPER. ON URINARY TRACT | | Q M | | | | | | 1 | 2 | | | 1 | 1 | | | | | 3 | | | 8 | 5.1 | |
| | Q F | | | | | | | | | 3 | 2 | 4 | 1 | | 2 | 1 | | | | | | 1 | 14 | 7.4 | 1 | |
| | NQ M | | | | | | 1 | 7 | 8 | 18 | 5 | 8 | 11 | 5 | 4 | 1 | | | | | | 1 | 69 | 5.7 | | |
| | NQ F | | | | | | 1 | | 1 | | 8 | 4 | 2 | 2 | 1 | 1 | | | | | 1 | | 21 | 6.5 | | |
| | Total | | | | | | 2 | 7 | 10 | 23 | 15 | 16 | 15 | 8 | 7 | 3 | 3 | | | | 1 | 2 | 112 | 6.0 | 1 | |
| TOTAL OF MAJOR GROUP (55-59) | | | | 67 | 13 | 6 | 8 | 33 | 135 | 112 | 130 | 118 | 117 | 104 | 73 | 52 | 41 | 20 | 21 | 3 | 5 | 1058 | 7.0 | 7 | | |
| (60-64) | OPERATIONS ON THE MALE GENITAL ORGANS | | | | | | | | | | | | | | | | | | | | | | | | | |
| 60 | OPER. ON PROSTATE & SEMINAL VESICLES | | Q M | | | | | | | | | | 1 | | 1 | 3 | 8 | 6 | 7 | | 2 | 28 | 11.2 | | | |
| | | | NQ M | | | | | 1 | | | 3 | 1 | 5 | 27 | 20 | 17 | 7 | 4 | | | 2 | 87 | 10.6 | | | |
| | | | Total | | | | | 1 | | | 3 | 2 | 5 | 28 | 23 | 25 | 13 | 11 | | | 4 | 115 | 10.8 | | | |
| 61 | OPER. ON SCROTUM & TUNICA VAGINALIS | | Q M | | | 5 | 2 | | | 1 | 1 | 2 | | | | 1 | | | | | | 12 | 2.4 | | | |
| | | | NQ M | 2 | 1 | | 1 | 11 | 7 | 6 | 9 | 3 | 6 | 3 | 1 | 1 | 1 | | | | | | 52 | 5.1 | | |
| | | | Total | 2 | 1 | | 6 | 13 | 7 | 6 | 10 | 4 | 8 | 3 | 1 | 1 | 2 | | | | | | 64 | 4.6 | | |
| 62 | OPERATIONS ON TESTES | | Q M | 19 | 7 | 5 | 3 | 1 | 1 | 1 | 1 | | | | | | | | | | | 38 | 2.2 | | | |
| | | | NQ M | 20 | 7 | 5 | 7 | 8 | 10 | 2 | 4 | | 2 | | 1 | | | 1 | 1 | | | | 68 | 3.2 | | |
| | | | Total | 39 | 14 | 10 | 10 | 9 | 11 | 3 | 5 | | 2 | | 1 | | | 1 | 1 | | | | 106 | 2.8 | | |
| 63 | OPER. ON SPERM CORD, EPIDYDIMIS & VAS DEFERENS | | Q M | 3 | | | 1 | 1 | 2 | 2 | | | 1 | | 1 | 1 | | | | | | 12 | 2.6 | | | |
| | | | Q F | | | | | | | 1 | | | | | | | | | | | | | 1 | 1.0 | | |
| | | | NQ M | 4 | 1 | | 1 | 4 | 7 | 6 | 3 | 1 | 1 | 1 | 1 | | | | | | | | 30 | 2.8 | | |
| | | | Total | 7 | 1 | | 2 | 5 | 9 | 9 | 3 | 1 | 2 | 1 | 2 | | | 1 | | | | | 43 | 2.7 | | |

| ICD 9 CODE | PRIMARY PROCEDURE | NAT SEX | AGE GROUP | | | | | | | | | | | | | | | | | | AVG NO. OF LOS DEATHS | |
|---------------|-------------------|---------|-----------|-----|-------|-------|-------|-------|-------|-------|-------|-------|-------|-------|-------|-------|-------|-------|-------|-----|--------------------------|--|
| | | | 0-4 | 5-9 | 10-14 | 15-19 | 20-24 | 25-29 | 30-34 | 35-39 | 40-44 | 45-49 | 50-54 | 55-59 | 60-64 | 65-69 | 70-74 | 75-79 | 80-84 | 85+ | SUM | |

| | | | | | | | | | | | | | | | | | | | | | | |
|----|---------------------|-------------------------------------|-------------|----------|-------------|-----------|-----------|-----------|-----------|-----------|-----------|-----------|-----------|-----------|----------|-----------|-----------|-----------|-----------|-------------|------------|----------|
| 64 | OPERATIONS ON PENIS | Q M | 2560 | 1 | | 1 | 2 | | 2 | | 1 | 2 | | 6 | 3 | 1 | 2 | | | 2581 | 2.6 | |
| | | NQ M | 3626 | 4 | 3 | 1 | 9 | 9 | 3 | 2 | 2 | 1 | | 2 | 1 | | | | | | 3663 | 2.3 |
| | | NQ F | 1 | | | | | | | | | | | | | | | | | | 1 | 3.0 |
| | | Total | 6187 | 5 | 3 | 2 | 11 | 9 | 5 | 2 | 3 | 3 | | 8 | 4 | 1 | 2 | | | 6245 | 2.4 | |
| | | TOTAL OF MAJOR GROUP (60-64) | | | 6235 | 21 | 13 | 20 | 38 | 37 | 23 | 20 | 11 | 17 | 9 | 40 | 28 | 29 | 16 | 12 | | 4 |

(65-71) OPERATIONS ON THE FEMALE GENITAL ORGANS

| | | | | | | | | | | | | | | | | | | | | | | |
|-------------------------------------|--|--------------|----------|----------|-----------|-----------|------------|------------|------------|------------|------------|------------|-----------|-----------|-----------|----------|----------|----------|----------|-------------|-------------|------------|
| 65 | OPERATIONS ON OVARY | Q F | | | 1 | 3 | 3 | 8 | 6 | 5 | 3 | 5 | 2 | | 1 | | | | | 37 | 2.9 | |
| | | NQ F | 6 | 2 | 4 | 3 | 9 | 16 | 22 | 10 | 9 | 6 | 3 | 3 | | 1 | | | | | 94 | 4.6 |
| | | Total | 6 | 2 | 5 | 6 | 12 | 24 | 28 | 15 | 12 | 11 | 5 | 3 | 1 | 1 | | | | 131 | 4.1 | |
| 66 | OPERATIONS ON FALLOPIAN TUBES | Q F | | | | | 5 | 6 | 7 | 8 | 4 | | | | | | | | | 30 | 2.6 | |
| | | NQ F | | | | | 5 | 18 | 31 | 24 | 13 | 2 | 1 | | | | | | | | 94 | 2.6 |
| | | Total | | | | | 10 | 24 | 38 | 32 | 17 | 2 | 1 | | | | | | | 124 | 2.6 | |
| 67 | OPERATIONS ON CERVIX | Q F | | | | | 6 | 17 | 13 | 6 | 7 | 2 | | | 1 | | | | | 52 | 7.5 | |
| | | NQ F | | | | 2 | 5 | 9 | 8 | 9 | 8 | 4 | 1 | 2 | | | | | | | 48 | 5.6 |
| | | Total | | | | 2 | 11 | 26 | 21 | 15 | 15 | 6 | 1 | 2 | 1 | | | | | 100 | 6.6 | |
| 68 | OTHER INCISION & EXCISION OF UTERUS | Q F | | | | | 1 | 4 | 9 | 22 | 22 | 22 | 5 | 3 | 1 | 2 | | | | 91 | 3.7 | |
| | | NQ F | | | | 1 | 7 | 12 | 13 | 32 | 31 | 29 | 6 | 6 | 1 | | | | 1 | 139 | 4.3 | |
| | | Total | | | | 1 | 8 | 16 | 22 | 54 | 53 | 51 | 11 | 9 | 2 | 2 | | | 1 | 230 | 4.1 | |
| 69 | OTHER OPERATIONS ON UTERUS & SUPPORTING STRUCTURES | Q F | | | | 5 | 35 | 91 | 78 | 90 | 63 | 25 | 11 | 4 | | 4 | 1 | | | 407 | 2.0 | |
| | | NQ F | | | | 8 | 78 | 160 | 154 | 135 | 88 | 33 | 21 | 6 | 3 | | | | | | 686 | 1.8 |
| | | Total | | | | 13 | 113 | 251 | 232 | 225 | 151 | 58 | 32 | 10 | 3 | 4 | 1 | | | 1093 | 1.9 | |
| 70 | OPER. ON VAGINA & CUL-DE-SAC | Q F | | | 1 | 1 | 1 | 2 | 9 | 13 | 15 | 8 | 3 | 3 | | 2 | | | | 58 | 3.0 | |
| | | NQ F | | | 2 | 1 | 2 | 2 | 5 | 5 | 6 | 3 | 2 | 1 | 3 | | | | 1 | | 33 | 2.3 |
| | | Total | | | 3 | 2 | 3 | 4 | 14 | 18 | 21 | 11 | 5 | 4 | 3 | 2 | | | 1 | 91 | 2.8 | |
| 71 | OPER. ON VULVA & PERINEUM | Q F | 1 | | 2 | | 4 | 3 | 6 | 2 | 4 | 1 | | 1 | | | | | | 24 | 2.4 | |
| | | NQ F | 2 | | 1 | | 10 | 10 | 15 | 16 | 2 | 3 | 1 | 1 | | | | | | | 61 | 1.6 |
| | | Total | 3 | | 3 | | 14 | 13 | 21 | 18 | 6 | 4 | 1 | 2 | | | | | | 85 | 1.8 | |
| TOTAL OF MAJOR GROUP (65-71) | | | 9 | 2 | 11 | 23 | 164 | 350 | 370 | 345 | 276 | 145 | 96 | 32 | 17 | 9 | 3 | 1 | | 1 | 1854 | 2.7 |

(72-75) OBSTETRICAL PROCEDURES

| | | | | | | | | | | | | | | | | | | | | | | |
|----|--------------------------------------|--------------|--|--|--|-----------|------------|------------|------------|-----------|-----------|----------|----------|--|--|--|--|--|--|------------|------------|-----|
| 72 | FORCEPS, VACUUM, AND BREECH DELIVERY | Q F | | | | 11 | 80 | 91 | 52 | 27 | 14 | 1 | | | | | | | | 276 | 3.5 | |
| | | NQ F | | | | 22 | 125 | 191 | 93 | 33 | 11 | 5 | 1 | | | | | | | | 481 | 2.9 |
| | | Total | | | | 33 | 205 | 282 | 145 | 60 | 25 | 6 | 1 | | | | | | | 757 | 3.1 | |

| ICD 9 CODE | PRIMARY PROCEDURE | NAT SEX | 0-4 | 5-9 | 10-14 | 15-19 | 20-24 | 25-29 | 30-34 | 35-39 | 40-44 | 45-49 | 50-54 | 55-59 | 60-64 | 65-69 | 70-74 | 75-79 | 80-84 | 85+ | SUM | AVG NO. OF LOS DEATHS |
|-------------------------------------|---|--------------|-----------|-----------|------------|-------------|-------------|-------------|-------------|------------|------------|-----------|-----------|-----------|-----------|-----------|-----------|----------|----------|----------|--------------|-----------------------|
| 73 | OTHER PROC. INDUCING OR ASSISTING DELIVERY | | | | | 97 | 689 | 699 | 384 | 192 | 68 | 3 | | | | | | | | | 2132 | 2.8 |
| | | Q F | | | | 97 | 689 | 699 | 384 | 192 | 68 | 3 | | | | | | | | | 2132 | 2.8 |
| | | NQ F | | 3 | 155 | 1141 | 1535 | 942 | 327 | 86 | 10 | 2 | 1 | | | | | | | | 4202 | 2.4 |
| | | Total | | 3 | 252 | 1830 | 2234 | 1326 | 519 | 154 | 13 | 2 | 1 | | | | | | | | 6334 | 2.5 |
| 74 | CESEREA SECTION AND REMOVAL OF FETUS | | | | | 18 | 171 | 344 | 347 | 310 | 124 | 9 | 2 | | | | | | | | 1325 | 5.6 |
| | | Q F | | | | 18 | 171 | 344 | 347 | 310 | 124 | 9 | 2 | | | | | | | | 1325 | 5.6 |
| | | NQ F | | 1 | 22 | 223 | 531 | 643 | 408 | 125 | 19 | 3 | | | | | | | | | 1975 | 5.0 |
| | | Total | | 1 | 40 | 394 | 875 | 990 | 718 | 249 | 28 | 5 | | | | | | | | | 3300 | 5.2 |
| 75 | OTH. OBSTETRICAL OPERATIONS | | | | | 16 | 200 | 424 | 443 | 247 | 82 | 9 | 1 | | | | | | | | 1422 | 2.6 |
| | | Q F | | | | 16 | 200 | 424 | 443 | 247 | 82 | 9 | 1 | | | | | | | | 1422 | 2.6 |
| | | NQ F | | | 20 | 236 | 674 | 593 | 336 | 107 | 7 | 1 | | | | | | | | | 1974 | 2.2 |
| | | Total | | | 36 | 436 | 1098 | 1036 | 583 | 189 | 16 | 2 | | | | | | | | | 3396 | 2.4 |
| TOTAL OF MAJOR GROUP (72-75) | | | | 4 | 361 | 2865 | 4489 | 3497 | 1880 | 617 | 63 | 10 | 1 | | | | | | | | 13787 | 3.2 |
| (76-84) | OPERATIONS ON THE MUSCULOSKELETAL SYSTEM | | | | | | | | | | | | | | | | | | | | | |
| 76 | OPER. ON FACIAL BONES & JOINT | | | | | 2 | 4 | 3 | | 1 | 1 | | | | | | | | | | 11 | 6.5 |
| | | Q M | | | | 2 | 4 | 3 | | 1 | 1 | | | | | | | | | | 11 | 6.5 |
| | | Q F | 1 | | | 4 | 6 | | | | | | 2 | | | | | | | | 13 | 4.0 |
| | | NQ M | | | 1 | 1 | 11 | 10 | 6 | 9 | 9 | 4 | 2 | 1 | 2 | | | | | | 56 | 8.7 |
| | | NQ F | | | | | 3 | 1 | 1 | 1 | 1 | | | | | | | | | | 7 | 9.1 |
| | | Total | 1 | | 1 | 7 | 24 | 14 | 7 | 11 | 11 | 4 | 4 | 1 | 2 | | | | | | 87 | 7.8 |
| 77 | INCISION, EXCISION & DIVISION OF OTHER BONES | | 1 | 2 | 2 | 2 | 1 | 1 | | | | | 1 | | | | | | | | 10 | 9.2 |
| | | Q M | 1 | 2 | 2 | 2 | 1 | 1 | | | | | 1 | | | | | | | | 10 | 9.2 |
| | | Q F | 2 | 1 | 1 | | | 1 | | | 1 | | 2 | 1 | | 1 | 1 | | | | 12 | 14.6 |
| | | NQ M | 1 | 3 | 4 | 9 | 7 | 14 | 5 | 5 | 5 | 3 | 3 | 2 | 1 | 1 | 1 | | | | 64 | 10.1 |
| | | NQ F | 2 | 1 | 2 | 2 | 2 | 2 | 2 | 1 | 2 | 5 | 3 | 2 | 1 | 1 | | | | | 28 | 6.8 |
| | | Total | 6 | 7 | 9 | 13 | 10 | 18 | 8 | 6 | 8 | 8 | 9 | 5 | 2 | 3 | 2 | | | | 114 | 9.7 |
| 78 | OTH. OPER. ON BONES EXCEPT FACIAL BONES | | 1 | 5 | 5 | 12 | 16 | 7 | 3 | 3 | | 3 | 1 | 1 | | | | | 1 | 1 | 59 | 6.5 |
| | | Q M | 1 | 5 | 5 | 12 | 16 | 7 | 3 | 3 | | 3 | 1 | 1 | | | | | 1 | 1 | 59 | 6.5 |
| | | Q F | 2 | 3 | | 4 | | 1 | 2 | 2 | 1 | 2 | | 1 | 1 | 1 | 3 | | | | 23 | 9.5 |
| | | NQ M | 4 | 6 | 7 | 11 | 35 | 49 | 36 | 37 | 25 | 10 | 11 | 5 | 2 | 2 | 1 | | | 1 | 242 | 9.0 |
| | | NQ F | | 3 | 4 | 1 | 1 | 6 | 2 | 2 | 1 | 2 | 3 | 1 | 1 | 1 | | 2 | | 1 | 31 | 11.2 |
| | | Total | 7 | 17 | 16 | 28 | 52 | 63 | 43 | 44 | 27 | 17 | 15 | 8 | 4 | 4 | 4 | 2 | 1 | 3 | 355 | 8.8 |
| 79 | REDUCTION OF FRACTURE & DISLOCATION | | 6 | 28 | 26 | 43 | 31 | 24 | 9 | 9 | 8 | 5 | 4 | 1 | 2 | 2 | 4 | 1 | | | 203 | 8.9 |
| | | Q M | 6 | 28 | 26 | 43 | 31 | 24 | 9 | 9 | 8 | 5 | 4 | 1 | 2 | 2 | 4 | 1 | | | 203 | 8.9 |
| | | Q F | 9 | 5 | 6 | 3 | 5 | 6 | 1 | 2 | 1 | 1 | 1 | 8 | 2 | 2 | 3 | 3 | 1 | | 59 | 11.2 |
| | | NQ M | 17 | 35 | 38 | 46 | 169 | 256 | 231 | 199 | 128 | 78 | 52 | 23 | 19 | 3 | 2 | 1 | | 2 | 1299 | 7.9 |
| | | NQ F | 11 | 15 | 7 | 2 | 8 | 12 | 11 | 12 | 14 | 13 | 8 | 6 | 5 | 5 | 2 | 3 | 1 | 1 | 136 | 8.9 |
| | | Total | 43 | 83 | 77 | 94 | 213 | 298 | 252 | 222 | 151 | 97 | 65 | 38 | 28 | 12 | 11 | 8 | 2 | 3 | 1697 | 8.2 |
| 80 | INCISION & EXCISION OF JOINT STRUCTURES | | 2 | 1 | 2 | 1 | 8 | 8 | 7 | 7 | 4 | 5 | 2 | 1 | 1 | | | | | | 49 | 4.7 |
| | | Q M | 2 | 1 | 2 | 1 | 8 | 8 | 7 | 7 | 4 | 5 | 2 | 1 | 1 | | | | | | 49 | 4.7 |
| | | Q F | | 1 | 2 | | 1 | | 1 | 4 | 4 | 6 | 3 | 3 | 4 | | 1 | | | | 30 | 10.0 |
| | | NQ M | 1 | 3 | 1 | 3 | 7 | 19 | 24 | 37 | 39 | 33 | 21 | 14 | 14 | 2 | 2 | | | | 220 | 8.7 |
| | | NQ F | 1 | 1 | 1 | 1 | 2 | 1 | 9 | 3 | 8 | 2 | 10 | 6 | 1 | 3 | | | | | 49 | 8.3 |
| | | Total | 4 | 6 | 6 | 5 | 18 | 28 | 41 | 51 | 55 | 46 | 36 | 24 | 20 | 5 | 3 | | | | 348 | 8.2 |

| ICD 9 CODE | PRIMARY PROCEDURE | NAT SEX | 0-4 | 5-9 | 10-14 | 15-19 | 20-24 | 25-29 | 30-34 | 35-39 | 40-44 | 45-49 | 50-54 | 55-59 | 60-64 | 65-69 | 70-74 | 75-79 | 80-84 | 85+ | SUM | AVG NO. OF LOS DEATHS |
|---|--|--------------|------------|------------|------------|------------|------------|------------|------------|------------|------------|------------|------------|------------|-----------|-----------|-----------|-----------|-----------|------------|-------------|-----------------------|
| 81 | REPAIR & PLASTIC OPER. ON JOINT STRUCTURES | | | | | | | | | | | | | | | | | | | | | |
| | | Q M | | | 2 | 1 | 7 | 9 | 7 | 3 | | | 1 | 1 | 1 | | 4 | 2 | 2 | 3 | 43 | 11.1 |
| | | Q F | 2 | | 1 | 1 | 1 | 1 | 1 | 2 | 2 | 2 | 8 | 9 | 13 | 7 | 1 | 6 | 1 | | 58 | 15.7 |
| | | NQ M | | | 1 | 3 | 15 | 35 | 24 | 18 | 16 | 10 | 14 | 12 | 1 | 2 | 4 | 1 | 3 | | 159 | 8.2 |
| | | NQ F | | 2 | 1 | 2 | 1 | 2 | 1 | 3 | | 4 | 4 | | 6 | 6 | 8 | 3 | 4 | | 47 | 13.0 |
| | | Total | 2 | 2 | 5 | 7 | 24 | 47 | 33 | 26 | 18 | 16 | 27 | 22 | 21 | 15 | 17 | 12 | 10 | 3 | 307 | 10.8 |
| 82 | OPER. ON MUSCLE, TENDON & FASCIA OF HAND | | | | | | | | | | | | | | | | | | | | | |
| | | Q M | 1 | | 4 | 4 | 5 | 2 | | | | | | | 1 | | | | | | 17 | 1.8 |
| | | Q F | 2 | 1 | 1 | 1 | | | | | | | 1 | | 1 | | | | | | 7 | 2.6 |
| | | NQ M | 4 | 2 | 1 | 6 | 61 | 62 | 50 | 35 | 22 | 21 | 3 | 2 | 1 | 1 | | | | | 271 | 2.4 |
| | | NQ F | 1 | 1 | | 2 | | 3 | 2 | | | 1 | | 1 | | | | | | | 11 | 2.9 |
| | | Total | 8 | 4 | 6 | 13 | 66 | 67 | 52 | 35 | 22 | 22 | 4 | 3 | 3 | 1 | | | | 306 | 2.4 | |
| 83 | OPER. MUSCLE, TENDON, FASCIA & BURSA EXCEPT HAND | | | | | | | | | | | | | | | | | | | | | |
| | | Q M | 8 | 5 | 3 | 7 | 4 | 2 | | | | 1 | | | 1 | | | | | 1 | 32 | 17.0 |
| | | Q F | 5 | | 2 | | 1 | 1 | 1 | 1 | 1 | | | | | 1 | | | | | 13 | 7.8 |
| | | NQ M | 6 | 3 | 4 | 2 | 26 | 28 | 20 | 17 | 10 | 10 | 3 | 1 | 1 | 1 | 1 | | | 1 | 134 | 6.6 |
| | | NQ F | 7 | 6 | 2 | 1 | 1 | 2 | 2 | | 3 | 2 | 2 | 1 | 3 | | | | | | 32 | 9.4 |
| | | Total | 26 | 14 | 11 | 10 | 32 | 33 | 23 | 18 | 14 | 13 | 5 | 2 | 5 | 2 | 1 | | | 2 | 211 | 8.7 |
| 84 | OTHER PROCEDURES ON MUSCULOSKELETAL SYSTEM | | | | | | | | | | | | | | | | | | | | | |
| | | Q M | 2 | 2 | | | | | | | | 2 | 3 | 2 | 1 | | 4 | 1 | 3 | 1 | 21 | 26.3 |
| | | Q F | | | 1 | | | | | | | 1 | | 2 | | | 2 | | 1 | 1 | 8 | 30.9 |
| | | NQ M | 4 | | | 1 | 22 | 16 | 6 | 7 | 5 | 4 | 6 | 8 | 4 | 1 | | | 1 | | 85 | 9.7 |
| | | NQ F | | 1 | | | | | | | | 3 | | | | 2 | | 2 | | | 8 | 48.1 |
| | | Total | 6 | 3 | 1 | 1 | 22 | 16 | 6 | 7 | 5 | 7 | 12 | 12 | 5 | 3 | 6 | 3 | 5 | 2 | 122 | 16.5 |
| TOTAL OF MAJOR GROUP (76-84) | | | 103 | 136 | 132 | 178 | 461 | 584 | 465 | 420 | 311 | 230 | 177 | 115 | 90 | 45 | 44 | 25 | 18 | 13 | 3547 | 8.4 |
| (85-86) OPERATIONS ON THE INTEGUMENTARY SYSTEM | | | | | | | | | | | | | | | | | | | | | | |
| 85 | OPERATIONS ON THE BREAST | | | | | | | | | | | | | | | | | | | | | |
| | | Q M | 2 | | | | 3 | | 2 | | 1 | | | | | | | | | | 8 | 4.1 |
| | | Q F | 3 | | | 6 | 14 | 9 | 21 | 8 | 17 | 10 | 9 | 6 | 1 | 1 | | | | | 105 | 5.4 |
| | | NQ M | 1 | | | | 6 | 1 | 3 | 1 | | 1 | | | | | | | | | 13 | 2.7 |
| | | NQ F | 2 | | | 2 | 11 | 7 | 15 | 16 | 16 | 13 | 13 | 12 | 7 | 4 | | | | | 118 | 5.0 |
| | | Total | 8 | | | 8 | 34 | 17 | 41 | 25 | 34 | 24 | 22 | 18 | 8 | 5 | | | | 244 | 5.0 | |
| 86 | OPER. ON SKIN & SUBCUTANEOUS TISSUE | | | | | | | | | | | | | | | | | | | | | |
| | | Q M | 23 | 11 | 13 | 28 | 35 | 17 | 9 | 12 | 10 | 12 | 12 | 5 | 5 | 2 | 13 | 3 | | | 210 | 8.9 |
| | | Q F | 21 | 8 | 6 | 6 | 13 | 31 | 52 | 69 | 53 | 46 | 17 | 9 | 8 | 8 | 1 | 4 | | | 352 | 6.3 |
| | | NQ M | 20 | 11 | 6 | 29 | 125 | 142 | 97 | 110 | 74 | 60 | 51 | 29 | 19 | 8 | 11 | 1 | 1 | | 794 | 7.5 |
| | | NQ F | 20 | 8 | 3 | 14 | 15 | 18 | 16 | 29 | 24 | 23 | 15 | 8 | 7 | 4 | 4 | 2 | 1 | 2 | 213 | 6.9 |
| | | Total | 84 | 38 | 28 | 77 | 188 | 208 | 174 | 220 | 161 | 141 | 95 | 51 | 39 | 22 | 29 | 10 | 2 | 2 | 1569 | 7.3 |
| TOTAL OF MAJOR GROUP (85-86) | | | 92 | 38 | 28 | 85 | 222 | 225 | 215 | 245 | 195 | 165 | 117 | 69 | 47 | 27 | 29 | 10 | 2 | 2 | 1813 | 7.0 |

(87-99) MISCELLANEOUS DIAGNOSTIC & THERAPEUTIC PROC.

| | | | | | | | | | | | | | | | | | | | | | | | |
|----|----------------------|--------------|------------|-----------|-----------|-----------|-----------|-----------|-----------|-----------|-----------|-----------|-----------|-----------|-----------|-----------|-----------|-----------|-----------|-----------|------------|------------|-----------|
| 87 | DIAGNOSTIC RADIOLOGY | Q M | 37 | 5 | 5 | 10 | 7 | 4 | 4 | 3 | 4 | 6 | 8 | 7 | 7 | 10 | 10 | 13 | 7 | 4 | 151 | 7.7 | 2 |
| | | Q F | 32 | 4 | 1 | 1 | 1 | 6 | 4 | 5 | 2 | 3 | 6 | 7 | 6 | 6 | 15 | 3 | 8 | 3 | 113 | 13.1 | 5 |
| | | NQ M | 38 | 5 | 8 | 8 | 27 | 38 | 41 | 39 | 50 | 45 | 37 | 32 | 18 | 8 | 11 | 7 | | 1 | 413 | 9.0 | 10 |
| | | NQ F | 22 | 11 | 2 | 4 | 4 | 6 | 4 | 4 | 9 | 9 | 10 | 5 | 6 | 2 | 3 | 3 | 3 | 2 | 109 | 7.0 | 3 |
| | | Total | 129 | 25 | 16 | 23 | 39 | 54 | 53 | 51 | 65 | 63 | 61 | 51 | 37 | 26 | 39 | 26 | 18 | 10 | 786 | 9.1 | 20 |

| | | | | | | | | | | | | | | | | | | | | | | | |
|----|---|--------------|-----------|-----------|-----------|-----------|-----------|-----------|------------|------------|------------|------------|------------|------------|------------|------------|-----------|-----------|-----------|-----------|-------------|------------|-----------|
| 88 | OTHER DRAGNOSTIC RADIOLOGY & RELATED TECHNIQUES | Q M | 17 | 8 | 7 | 6 | 19 | 13 | 7 | 15 | 21 | 20 | 25 | 27 | 27 | 21 | 37 | 28 | 18 | 9 | 325 | 8.9 | 4 |
| | | Q F | 12 | 9 | 8 | 8 | 8 | 6 | 11 | 9 | 17 | 20 | 26 | 29 | 28 | 23 | 18 | 24 | 10 | 8 | 274 | 11.8 | 8 |
| | | NQ M | 12 | 7 | 6 | 8 | 52 | 51 | 65 | 87 | 109 | 133 | 182 | 107 | 73 | 42 | 19 | 18 | 11 | 8 | 990 | 7.5 | 23 |
| | | NQ F | 22 | 7 | 6 | 6 | 15 | 12 | 24 | 21 | 21 | 31 | 27 | 32 | 32 | 21 | 16 | 10 | 5 | 6 | 314 | 9.7 | 3 |
| | | Total | 63 | 31 | 27 | 28 | 94 | 82 | 107 | 132 | 168 | 204 | 260 | 195 | 160 | 107 | 90 | 80 | 44 | 31 | 1903 | 8.7 | 38 |

| | | | | | | | | | | | | | | | | | | | | | | | |
|----|--|--------------|-----------|-----------|-----------|----------|----------|----------|----------|----------|----------|----------|----------|----------|----------|----------|----------|----------|----------|--|------------|------------|----------|
| 89 | INTERVIEW, EVALUATION, CONSULTATION & EXAM | Q M | 6 | 5 | 5 | 4 | 2 | 2 | 1 | 1 | | 1 | 1 | | 2 | 1 | 1 | 1 | | | 33 | 5.7 | |
| | | Q F | 8 | 6 | 1 | 4 | | | 1 | | 1 | 1 | | | 1 | | | | | | 23 | 4.4 | |
| | | NQ M | 4 | 5 | 2 | | 3 | 4 | 2 | 1 | 1 | 2 | | 1 | 2 | | 2 | | | | 29 | 4.1 | 2 |
| | | NQ F | 3 | 6 | 2 | 1 | | 1 | 1 | 1 | | 1 | 2 | 1 | | 2 | 2 | | 1 | | 24 | 9.3 | |
| | | Total | 21 | 22 | 10 | 9 | 5 | 7 | 5 | 3 | 2 | 5 | 3 | 2 | 5 | 3 | 5 | 1 | 1 | | 109 | 5.8 | 2 |

| | | | | | | | | | | | | | | | | | | | | | | | |
|----|---------------------|--------------|--|--|--|----------|----------|----------|----------|----------|----------|---|----------|--|----------|--|----------|--|--|--|-----------|-------------|----------|
| 90 | MICROSCOPIC EXAM- I | Q M | | | | 2 | | | | | | | | | | | | | | | 2 | 8.0 | |
| | | Q F | | | | | | | | 1 | | | | | 1 | | | | | | 2 | 15.0 | |
| | | NQ M | | | | 3 | 4 | 3 | 3 | | | 2 | | | | | 1 | | | | 16 | 16.8 | 1 |
| | | NQ F | | | | | 1 | | | | | | | | | | | | | | 1 | 6.0 | |
| | | Total | | | | 2 | 3 | 5 | 3 | 3 | 1 | | 2 | | 1 | | 1 | | | | 21 | 15.3 | 1 |

| | | | | | | | | | | | | | | | | | | | | | | | |
|----|-----------------------|--------------|--|--|--|----------|--|----------|--|--|--|--|--|--|--|--|--|--|--|--|----------|-------------|--|
| 91 | MICROSCOPIC EXAM - II | NQ M | | | | 1 | | 1 | | | | | | | | | | | | | 2 | 13.0 | |
| | | Total | | | | 1 | | 1 | | | | | | | | | | | | | 2 | 13.0 | |

| | | | | | | | | | | | | | | | | | | | | | | | |
|----|------------------|--------------|----------|--|--|----------|---|----------|----------|----------|----------|--|----------|----------|----------|----------|----------|----------|--|--|-----------|-------------|----------|
| 92 | NUCLEAR MEDICINE | Q M | | | | 1 | | 1 | | | | | | 1 | 1 | 2 | 1 | | | | 7 | 18.4 | 1 |
| | | Q F | 1 | | | | | | 1 | 1 | | | | 1 | | | | | | | 4 | 19.8 | |
| | | NQ M | | | | | 1 | 2 | 2 | | | | 2 | 3 | 3 | 1 | | 1 | | | 15 | 19.8 | 2 |
| | | NQ F | 1 | | | | | 1 | 1 | | | | 1 | 1 | 2 | | | | | | 7 | 14.0 | 1 |
| | | Total | 2 | | | 1 | | 2 | 3 | 4 | 1 | | 3 | 6 | 6 | 3 | 1 | 1 | | | 33 | 18.3 | 4 |

| | | | | | | | | | | | | | | | | | | | | | | | |
|----|--|--------------|------------|----------|----------|----------|-----------|-----------|-----------|-----------|-----------|----------|----------|----------|----------|--|----------|----------|----------|--|------------|-------------|----------|
| 93 | PHYSICAL & RESPIRATORY THERAPY, REHAB. & RELATED PROC. | Q M | 63 | 2 | 1 | 4 | 2 | 1 | 1 | | | | 1 | | 1 | | | | | | 77 | 16.9 | 1 |
| | | Q F | 50 | 1 | 1 | 2 | 2 | 1 | | 2 | 1 | | | | 1 | | 1 | | 2 | | 64 | 9.7 | 2 |
| | | NQ M | 67 | | 1 | | 10 | 15 | 10 | 7 | 8 | 3 | 3 | 1 | 4 | | 1 | | | | 130 | 15.4 | 2 |
| | | NQ F | 58 | 1 | | | 1 | | 2 | 2 | 3 | | 2 | | | | | 1 | | | 70 | 20.8 | 3 |
| | | Total | 238 | 4 | 3 | 6 | 15 | 17 | 13 | 11 | 12 | 3 | 6 | 1 | 6 | | 2 | 2 | 2 | | 341 | 15.8 | 8 |

| ICD 9 CODE | PRIMARY PROCEDURE | NAT SEX | AGE GROUP | | | | | | | | | | | | | | | | | AVG NO. OF LOS DEATHS | | | | | | | |
|-------------------------------------|---|--------------|-------------|------------|------------|-------------|-------------|-------------|-------------|-------------|-------------|-------------|-------------|-------------|------------|------------|------------|------------|------------|--------------------------|--------------|-------------|------------|----------|------------|-------------|--|
| | | | 0-4 | 5-9 | 10-14 | 15-19 | 20-24 | 25-29 | 30-34 | 35-39 | 40-44 | 45-49 | 50-54 | 55-59 | 60-64 | 65-69 | 70-74 | 75-79 | 80-84 | 85+ | SUM | | | | | | |
| 94 | PROCEDURES RELATED TO THE PSYCHO | Q M | | | | | | | | | | | | | | | | | | | | | 1 | 1.0 | | | |
| | | Q F | | | | | | | | | | | | | | | | | | | | | | 1 | 5.0 | | |
| | | NQ M | | | | | | | | | | | | | | | | | | | | | | 1 | 9.0 | | |
| | | Total | | | | | | | | | | | | | | | | | | | | | | 3 | 5.0 | | |
| 95 | OPHTHALMOLOGIC & OTOLOGIC DIAGNOSIS & TREATMENT | NQ M | | | | | | | | | | | | | | | | | | | | | | 1 | 15.0 | | |
| | | Total | | | | | | | | | | | | | | | | | | | | | | | 1 | 15.0 | |
| 96 | NONOPERATIVE INTUBATION & IRRIGATION | Q M | 35 | 1 | 3 | 2 | 1 | 1 | 1 | | 2 | 1 | 1 | 2 | 3 | 4 | 5 | 3 | 4 | 1 | 70 | 28.0 | 17 | | | | |
| | | Q F | 25 | 1 | 3 | 6 | 22 | 42 | 29 | 35 | 15 | 6 | 3 | 1 | 2 | 1 | 3 | 2 | 3 | 3 | 202 | 9.6 | 14 | | | | |
| | | NQ M | 38 | 1 | 1 | | 7 | 10 | 10 | 9 | 10 | 13 | 12 | 6 | 4 | 2 | 1 | | 2 | 3 | 129 | 20.6 | 42 | | | | |
| | | NQ F | 42 | | 1 | 2 | 27 | 63 | 44 | 38 | 17 | 9 | 6 | 3 | 2 | 1 | | 1 | | 1 | 257 | 5.5 | 23 | | | | |
| | | Total | 140 | 3 | 8 | 10 | 57 | 116 | 84 | 82 | 44 | 29 | 22 | 12 | 11 | 8 | 9 | 6 | 9 | 8 | 658 | 12.1 | 96 | | | | |
| 97 | REPLACEMENT & REMOVAL OF THERAPEUTIC APPLIANCES | Q M | 2 | 2 | | | | 1 | 1 | 3 | 3 | 2 | 3 | 1 | 2 | 6 | 2 | | | | 28 | 51.4 | 2 | | | | |
| | | Q F | 2 | 1 | 1 | 1 | | 4 | 2 | 1 | 5 | 2 | 5 | 4 | 2 | 5 | 3 | 2 | | | 40 | 8.2 | | | | | |
| | | NQ M | 4 | | 2 | | 3 | 3 | 3 | 5 | 4 | 9 | 4 | 2 | 5 | 2 | 3 | | | | 49 | 42.5 | 1 | | | | |
| | | NQ F | 5 | | | 1 | 2 | 2 | 3 | 5 | 6 | 3 | 3 | 2 | 1 | 1 | | | | | 34 | 12.3 | | | | | |
| | | Total | 13 | 3 | 3 | 2 | 5 | 10 | 9 | 14 | 18 | 16 | 15 | 9 | 10 | 14 | 8 | 2 | | 151 | 28.3 | 3 | | | | | |
| 98 | NON-OPER. REMOVAL OF FOREIGN BODY | Q M | 3 | 1 | 2 | 1 | 1 | 1 | 2 | 1 | | | 1 | 1 | | | | | | | 14 | 2.3 | | | | | |
| | | Q F | 3 | 1 | | | | | | | | | 3 | 1 | | | | | | | 8 | 4.3 | | | | | |
| | | NQ M | 5 | 1 | | | 4 | 10 | 8 | 6 | 2 | 4 | 7 | | | 1 | | 1 | | | 49 | 2.7 | | | | | |
| | | NQ F | 3 | | | 2 | | | | 1 | 1 | | | | | | | 1 | | | 8 | 1.6 | | | | | |
| | | Total | 14 | 3 | 2 | 3 | 5 | 11 | 10 | 8 | 3 | 7 | 9 | 1 | 1 | | 2 | | | 79 | 2.7 | | | | | | |
| 99 | OTHER NONOPERATIVE PROCEDURES | Q M | 97 | 12 | 6 | 37 | 15 | 2 | 12 | 9 | 4 | 15 | 5 | 3 | 8 | 16 | 8 | 5 | 4 | 4 | 262 | 7.0 | 12 | | | | |
| | | Q F | 154 | 13 | 7 | 3 | 32 | 49 | 40 | 21 | 19 | 16 | 21 | 19 | 9 | 18 | 9 | 5 | 3 | 3 | 441 | 6.9 | 8 | | | | |
| | | NQ M | 178 | 25 | 9 | 19 | 39 | 33 | 24 | 37 | 66 | 119 | 125 | 81 | 46 | 21 | 7 | 8 | 1 | 1 | 839 | 6.7 | 10 | | | | |
| | | NQ F | 214 | 15 | 6 | 12 | 51 | 66 | 56 | 68 | 48 | 53 | 24 | 28 | 29 | 13 | 9 | 2 | 1 | 1 | 696 | 5.2 | 19 | | | | |
| | | Total | 643 | 65 | 28 | 71 | 137 | 150 | 132 | 135 | 137 | 203 | 175 | 131 | 92 | 68 | 33 | 20 | 9 | 9 | 2238 | 6.3 | 49 | | | | |
| TOTAL OF MAJOR GROUP (87-99) | | | 1263 | 156 | 97 | 155 | 361 | 454 | 420 | 446 | 452 | 530 | 557 | 408 | 329 | 229 | 190 | 138 | 83 | 58 | 6326 | 9.1 | 221 | | | | |
| GRAND TOTAL | | | 8689 | 819 | 536 | 1198 | 5205 | 7603 | 6191 | 4436 | 2765 | 1988 | 1743 | 1259 | 932 | 679 | 477 | 327 | 148 | 140 | 45135 | 5.9 | 495 | | | | |

مستشفى حمد العام

Hamad General Hospital



عدد حالات الخروج من مستشفى حمد العام حسب نوع المرض (التصنيف الدولي للأمراض-المراجعة التاسعة)
والجنسية والجنس (خلال عام ٢٠٠٨)

NUMBER OF DISCHARGED CASES FROM HAMAD GENERAL HOSPITAL
BY TYPE OF DISEASE (ICD-9 MAJOR CATEGORY), NATIONALITY AND SEX
(DURING THE YEAR 2008)

Table No. (75)

جدول رقم (٧٥)

| DISEASE (ICD 9 MAJOR CATEGORY) | المجموع TOTAL | عدد الخروج NO. OF DISCHARGED | | | | نوع المرض |
|---|------------------|---------------------------------|--------------|----------------|--------------|---|
| | | غير قطري Non-Qatari | | قطري Qatari | | |
| | | اناث Female | ذكور Male | اناث Female | ذكور Male | |
| 001 – 139 Infectious and Parasitic diseases | 1061 | 176 | 656 | 111 | 118 | ١٣٩ - ٠٠١ الأمراض المعدية والطفيلية |
| 140 – 239 Neoplasms | 703 | 172 | 350 | 102 | 79 | ١٤٠ - ٢٣٩ الأورام |
| 240 – 279 Endocrine, Nutritional, metabolic Diseases and Immunity Disorders | 1020 | 200 | 243 | 316 | 261 | ٢٤٠ - ٢٧٩ أمراض الغدد الصماء والتغذية والتمثيل الغذائي والمناعة |
| 280 – 289 Diseases of the Blood & Blood Forming Organs | 316 | 88 | 104 | 75 | 49 | ٢٨٠ - ٢٨٩ أمراض الدم وأعضاء تكوين الدم |
| 290 – 319 Mental Disorders | 104 | 16 | 50 | 12 | 26 | ٢٩٠ - ٣١٩ الاضطرابات العقلية |
| 320 – 389 Diseases of the Nervous System and Sense Organs | 664 | 140 | 253 | 136 | 135 | ٣٢٠ - ٣٨٩ أمراض الجهاز العصبي وأعضاء الحس |
| 390 – 459 Diseases of the Circulatory System | 4487 | 522 | 2709 | 510 | 746 | ٣٩٠ - ٤٥٩ أمراض الجهاز الدوري |
| 460 – 519 Disease of the Respiratory System | 1775 | 273 | 544 | 436 | 522 | ٤٦٠ - ٥١٩ أمراض الجهاز التنفسي |
| 520 – 579 Diseases of the Digestive System | 4500 | 784 | 2425 | 650 | 641 | ٥٢٠ - ٥٧٩ أمراض الجهاز الهضمي |

* Psychiatry and Rumeilah Hospital are not included

Table No. (75) contd....

| DISEASE (ICD 9 MAJOR CATEGORY) | المجموع TOTAL | عدد الخروج NO. OF DISCHARGED | | | | نوع المرض |
|--|------------------|---------------------------------|--------------|----------------|--------------|---|
| | | غير قطري Non-Qatari | | قطري Qatari | | |
| | | اناث Female | ذكور Male | اناث Female | ذكور Male | |
| 580 – 629 Diseases of the Genitourinary System | 2016 | 283 | 1157 | 253 | 323 | ٥٨٠ - ٦٢٩ أمراض الجهاز البولي التناسلي |
| 630 – 676 Complications of Pregnancy, childbirth and the Puerperium | 13 | 10 | - | 3 | - | ٦٣٠-٦٧٦ مضاعفات الحمل والولادة والنفاس |
| 680 – 709 Diseases of the skin and subcutaneous tissue | 608 | 106 | 316 | 65 | 121 | ٦٨٠-٧٠٩ أمراض الجلد والنسيج الخلوي تحت الجلد |
| 710 – 739 Diseases of the Musculoskeletal system & Connective tissue | 909 | 184 | 405 | 150 | 170 | ٧١٠-٧٣٩ أمراض الجهاز الهيكلي والنسيج الضام |
| 740 – 759 Congenital Anomalies | 479 | 100 | 184 | 82 | 113 | ٧٤٠-٧٥٩ العيوب الخلقية |
| 760 – 779 Certain conditions originating in the perinatal period | 193 | 49 | 60 | 33 | 51 | ٧٦٠-٧٧٩ حالات معينة تنشأ في الفترة ما قبل الولادة |
| 780 – 799 Symptoms Signs, and Ill –defined conditions | 1165 | 246 | 432 | 233 | 254 | ٧٨٠-٧٩٩ الأعراض والعلامات المرضية والحالات غير المحددة |
| 800 – 999 Injury and Poisoning | 3766 | 395 | 2502 | 307 | 562 | ٨٠٠-٩٩٩ الإصابات والتسمم |
| V01 – V82 Supplementary classification of factors influencing health status and contact with health services | 345 | 55 | 123 | 74 | 93 | ٨٢ف-١ ف-١ التصنيف التكميلي للعوامل ذات الأثر على الحالة الصحية والاتصال بالخدمات الصحية |
| TOTAL | 24124 | 3799 | 12513 | 3548 | 4264 | المجموع |

عدد حالات الخروج من مستشفى حمد العام حسب نوع المرض
(التصنيف الدولي للأمراض-المراجعة التاسعة)
خلال الفترة (٢٠٠١ - ٢٠٠٨)

NUMBER OF DISCHARGED CASES FROM HAMAD GENERAL HOSPITAL
BY TYPE OF DISEASE (ICD-9 MAJOR CATEGORY)
DURING THE PERIOD (2001 - 2008)

Table No. (76)

جدول رقم (٧٦)

| DISEASE (ICD 9 MAJOR CATEGORY) | NO. OF DISCHARGED CASES | | | | | | | | نوع المرض |
|---|-------------------------|------|------|------|------|------|------|------|---|
| | 2008 | 2007 | 2006 | 2005 | 2004 | 2003 | 2002 | 2001 | |
| 001 – 139 Infectious and Parasitic diseases | 1061 | 869 | 865 | 726 | 646 | 601 | 596 | 612 | ٠٠١ - ١٣٩ الأمراض المعدية والطفيلية |
| 140 – 239 Neoplasms | 703 | 585 | 688 | 671 | 841 | 940 | 862 | 776 | ١٤٠ - ٢٣٩ الأورام |
| 240 – 279 Endocrine, Nutritional, metabolic Diseases and Immunity Disorders | 1020 | 1157 | 1274 | 1176 | 1233 | 1333 | 1175 | 1077 | ٢٤٠-٢٧٩ أمراض الغدد الصماء والتغذية والتمثيل الغذائي والمناعة |
| 280 – 289 Diseases of the Blood & Blood Forming Organs | 316 | 600 | 1004 | 1061 | 1100 | 1136 | 1221 | 1265 | ٢٨٠-٢٨٩ أمراض الدم وأعضاء تكوين الدم |
| 290 – 319 Mental Disorders | 104 | 167 | 187 | 202 | 247 | 275 | 204 | 193 | ٢٩٠-٣١٩ الاضطرابات العقلية |
| 320 – 389 Diseases of the Nervous System and Sense Organs | 664 | 674 | 806 | 749 | 826 | 773 | 714 | 637 | ٣٢٠-٣٨٩ أمراض الجهاز العصبي وأعضاء الحس |
| 390 – 459 Diseases of the Circulatory System | 4487 | 4465 | 4440 | 4180 | 3925 | 3989 | 3947 | 3864 | ٣٩٠-٤٥٩ أمراض الجهاز الدوري |
| 460 – 519 Disease of the Respiratory System | 1775 | 1852 | 2010 | 2136 | 2201 | 2157 | 1954 | 2018 | ٤٦٠-٥١٩ أمراض الجهاز التنفسي |
| 520 – 579 Diseases of the Digestive System | 4500 | 4300 | 4096 | 3629 | 3651 | 3689 | 3694 | 3562 | ٥٢٠-٥٧٩ أمراض الجهاز الهضمي |

| DISEASE (ICD 9 MAJOR CATEGORY) | NO. OF DISCHARGED CASES | | | | | | | | نوع المرض |
|---|-------------------------|--------------|--------------|--------------|--------------|--------------|--------------|--------------|---|
| | 2008 | 2007 | 2006 | 2005 | 2004 | 2003 | 2002 | 2001 | |
| 580 – 629 Diseases of the Genitourinary System | 2016 | 2040 | 2006 | 1997 | 2154 | 2330 | 2187 | 1977 | ٥٨٠ - ٦٢٩ أمراض الجهاز البولي التناسلي |
| 630 – 679 Complications of Pregnancy, childbirth and the Puerperium | 13 | 12 | 17 | 13 | 16 | 18 | 17 | 16 | ٦٣٠-٦٧٩ مضاعفات الحمل والولادة والنفاس |
| 680 – 709 Diseases of the skin and subcutaneous tissue | 608 | 663 | 688 | 608 | 751 | 632 | 574 | 608 | ٦٨٠-٧٠٩ أمراض الجلد والنسيج الخلوي تحت الجلد |
| 710 – 739 Diseases of the Musculoskeletal system & Connective tissue | 909 | 941 | 872 | 1020 | 1134 | 1050 | 1061 | 1047 | ٧١٠-٧٣٩ أمراض الجهاز الهيكلي والنسيج الضام |
| 740 – 759 Congenital Anomalies | 479 | 625 | 1049 | 927 | 1103 | 1250 | 965 | 872 | ٧٤٠-٧٥٩ العيوب الخلقية |
| 760 – 779 Certain conditions originating in the perinatal period | 193 | 189 | 278 | 306 | 354 | 299 | 272 | 260 | ٧٦٠-٧٧٩ حالات معينة تنشأ في الفترة ما قبل الولادة |
| 780 – 799 Symptoms Signs, and Ill –defined conditions | 1165 | 1420 | 1632 | 1875 | 2826 | 2060 | 1894 | 1696 | ٧٨٠-٧٩٩ الأعراض والعلامات المرضية والحالات غير المحددة |
| 800 – 999 Injury and Poisoning | 3766 | 3581 | 3331 | 2927 | 2560 | 2590 | 2651 | 2680 | ٨٠٠-٩٩٩ الإصابات والتسمم |
| V01 – V82 Supplementary classification of factors influencing health status and contact health services | 345 | 532 | 801 | 936 | 877 | 744 | 874 | 751 | ١-٨٢ ف-٨٢ التصنيف التكميلي للعوامل ذات الأثر على الحالة الصحية والاتصال بالخدمات الصحية |
| TOTAL | 24124 | 24672 | 26044 | 25139 | 26445 | 25866 | 24862 | 23911 | المجموع |

NUMBER OF INPATIENT DISCHARGES OF HAMAD GENERAL HOSPITAL BY (ICD 9CM) SUB GROUP, AGE, NATIONALITY, AND SEX FOR THE YEAR 2008

Table:77

| ICD 9 CODE | DISHCHARGE DIAGNOSIS | NA | SEX | 0-4 | 5-9 | 10-14 | 15-19 | 20-24 | 25-29 | 30-34 | 35-39 | 40-44 | 45-49 | 50-54 | 55-59 | 60-64 | 65-69 | 70-74 | 75-79 | 80-84 | 85+ | SUM | AVG LOS | NO. OF DEATHS | |
|------------|---|----|-----|-----------|-----------|-----------|----------|-----------|------------|-----------|-----------|-----------|-----------|-----------|-----------|-----------|-----------|-----------|----------|-----------|-----------|------------|-------------|---------------|----|
| (001-139) | CHAPTER I:INFECTIOUS AND PARASITIC DISEASES | | | | | | | | | | | | | | | | | | | | | | | | |
| (001-009) | INTESTINAL INFECTIOUS DISEASES | | | | | | | | | | | | | | | | | | | | | | | | |
| | Q | M | | 7 | | 1 | | 1 | | | | 2 | | 1 | | 1 | | | | | | | 13 | 7.3 | |
| | Q | F | | 3 | 1 | 1 | | | | 1 | | 1 | | | | 2 | | | | | | | 9 | 7.3 | |
| | NQ | M | | 15 | 6 | 8 | 2 | 14 | 11 | 12 | 5 | 5 | 4 | 1 | 4 | | | | 1 | | | | 88 | 7.9 | |
| | NQ | F | | 6 | 10 | 1 | 1 | 2 | 2 | | | 2 | 1 | | | 1 | | | | | | | 26 | 8.8 | |
| | Total | | | 31 | 17 | 11 | 3 | 17 | 13 | 13 | 5 | 10 | 5 | 2 | 4 | 4 | | | 1 | | | 136 | 8.0 | | |
| (010-018) | TUBERCULOSIS | | | | | | | | | | | | | | | | | | | | | | | | |
| | Q | M | | | | | | 3 | 3 | | | | | 2 | | 1 | | | | | | 1 | 10 | 24.5 | |
| | Q | F | | | | 1 | | | 1 | | | | | | 1 | | 1 | | | 2 | | | 6 | 10.5 | |
| | NQ | M | | | | | | 81 | 94 | 39 | 28 | 19 | 15 | 8 | 3 | 7 | | 1 | 2 | | | | 297 | 13.3 | 4 |
| | NQ | F | | 1 | | | 2 | 13 | 13 | 9 | 3 | 6 | | 1 | | | 1 | 1 | | | | | 50 | 24.0 | 1 |
| | Total | | | 1 | | 1 | 2 | 97 | 111 | 48 | 31 | 25 | 15 | 11 | 4 | 8 | 2 | 2 | 4 | | 1 | 363 | 15.0 | 5 | |
| (020-027) | ZOONOTIC BACTERIAL DISEASES | | | | | | | | | | | | | | | | | | | | | | | | |
| | Q | M | | 1 | 2 | 1 | | | | | | | | | | | | | | | | | 4 | 13.3 | |
| | Q | F | | 1 | | | | | | | | | | | | | | | | | | | 1 | 19.0 | |
| | NQ | M | | | | | | | 3 | | 2 | 1 | | | | | | | | | | | 6 | 8.3 | |
| | NQ | F | | | | 1 | | | | | | | | | | | | | | | | | 1 | 7.0 | |
| | Total | | | 2 | 2 | 2 | | | 3 | | 2 | 1 | | | | | | | | | | | 12 | 10.8 | |
| (030-041) | OTHER BACTERIAL DISEASES | | | | | | | | | | | | | | | | | | | | | | | | |
| | Q | M | | 27 | 2 | 1 | | | | | | | | | | 3 | 5 | 5 | 1 | 5 | 6 | | 55 | 25.9 | 22 |
| | Q | F | | 20 | | | | 1 | 2 | | 2 | | 3 | 1 | 3 | 3 | 7 | 3 | 5 | 1 | 5 | | 56 | 16.8 | 18 |
| | NQ | M | | 17 | 2 | 2 | | 5 | 9 | 4 | 2 | 7 | 4 | 8 | 5 | 3 | 5 | 2 | 1 | 2 | 2 | | 80 | 15.1 | 36 |
| | NQ | F | | 9 | 1 | 1 | | | 2 | 2 | | 1 | 5 | 3 | 3 | 3 | | | 5 | | 2 | 3 | 40 | 10.0 | 13 |
| | Total | | | 73 | 5 | 4 | | 6 | 13 | 6 | 4 | 8 | 12 | 12 | 11 | 12 | 17 | 15 | 7 | 10 | 16 | 231 | 17.2 | 89 | |
| (042-044) | HUMAN IMMUNODEFICIENCY VIRUS (HIV) INFECTION | | | | | | | | | | | | | | | | | | | | | | | | |
| | Q | M | | | | | | | | | | 1 | | | | | | | | | | | 1 | 41.0 | 1 |
| | NQ | M | | | | | | 2 | | 1 | 1 | | | | | 1 | | | | | | | 5 | 20.6 | 1 |
| | NQ | F | | | | | | | | | | | | 1 | | | | | | | | | 1 | 59.0 | |
| | Total | | | | | | | 2 | | 1 | 2 | | | 1 | | 1 | | | | | | 7 | 29.0 | 2 | |
| (045-049) | POLIOMYELITIS & OTH.NON-ARTHROPOD-BORNE VIR.DIS.OF CNS | | | | | | | | | | | | | | | | | | | | | | | | |
| | Q | M | | 5 | 2 | 1 | | | 1 | | | | 1 | 1 | | | | | | | | | 12 | 16.6 | |
| | Q | F | | 11 | 2 | 1 | 1 | 1 | | | | | | | | | | | | | | | 16 | 9.6 | |
| | NQ | M | | 11 | 4 | 1 | | 2 | 1 | | 2 | | | | 1 | | 1 | | | | | | 23 | 9.9 | |
| | NQ | F | | 8 | 1 | 1 | | | 1 | 1 | 1 | 1 | | | 1 | | | | | | | | 15 | 32.3 | |
| | Total | | | 35 | 9 | 4 | 1 | 3 | 3 | 1 | 3 | 1 | 1 | 1 | 2 | | 2 | | | | | 66 | 16.2 | | |

| ICD 9 CODE | DISHCHARGE DIAGNOSIS | NA | SEX | 0-4 | 5-9 | 10-14 | 15-19 | 20-24 | 25-29 | 30-34 | 35-39 | 40-44 | 45-49 | 50-54 | 55-59 | 60-64 | 65-69 | 70-74 | 75-79 | 80-84 | 85+ | SUM | AVG LOS | NO. OF DEATHS | |
|------------|---|--------------|-----|-----|-----|-------|-------|-------|-------|-------|-------|-------|-------|-------|-------|-------|-------|-------|-------|-------|-----|-----|---------|---------------|---|
| (050-057) | VIRAL DISEASES ACCOMPANIED BY EXANTHEM | | | | | | | | | | | | | | | | | | | | | | | | |
| | | Q | M | 5 | | 2 | | | | | | | 3 | | | 1 | | 1 | | | | | 12 | 12.7 | |
| | | Q | F | 5 | 1 | 1 | | 1 | | 1 | | | | | | | | | | | | | 9 | 4.8 | |
| | | NQ | M | 9 | 1 | | 1 | 2 | 4 | 3 | 1 | 3 | | 1 | 1 | | 1 | | 1 | | | | 28 | 11.4 | 2 |
| | | NQ | F | 2 | 4 | 1 | | | 1 | | | | | | | | | | | | | | 8 | 9.1 | |
| | | Total | | 21 | 6 | 4 | 1 | 3 | 5 | 4 | 1 | 3 | 3 | 1 | 1 | 1 | 1 | 1 | 1 | 1 | | | 57 | 10.3 | 2 |
| (060-066) | ARTHROPOD - BORNE VIRAL DISEASES | | | | | | | | | | | | | | | | | | | | | | | | |
| | | NQ | M | | | 1 | | | | | | | | | | | | | | | | | 1 | 5.0 | |
| | | Total | | | | 1 | | | | | | | | | | | | | | | | | 1 | 5.0 | |
| (070-079) | OTHER DISEASES DUE TO VIRUSES AND CHLAMYDIAE | | | | | | | | | | | | | | | | | | | | | | | | |
| | | Q | M | | | 1 | 1 | | 1 | | | | | 3 | | | | | | | | | 6 | 8.7 | |
| | | Q | F | 3 | | | 1 | 1 | | | | | | | | 1 | 1 | | 1 | | | | 8 | 9.5 | |
| | | NQ | M | 4 | 2 | | | 5 | 1 | 2 | 2 | 2 | 4 | 3 | 3 | 1 | | 1 | | | | | 30 | 6.2 | 2 |
| | | NQ | F | 2 | | 4 | 1 | 2 | | 1 | | | | | 1 | 1 | | | | | | | 12 | 3.5 | |
| | | Total | | 9 | 2 | 5 | 3 | 8 | 2 | 3 | 2 | 2 | 4 | 6 | 4 | 3 | 1 | 1 | 1 | 1 | | | 56 | 6.4 | 2 |
| (080-088) | RICKETTSIOSES AND OTHER ARTHROPOD-BORNE DISEASES | | | | | | | | | | | | | | | | | | | | | | | | |
| | | NQ | M | 2 | 4 | 2 | | 3 | 2 | 3 | 6 | 3 | | 1 | 1 | | | | 1 | | | | 28 | 5.8 | |
| | | NQ | F | 4 | 3 | 4 | | | | 1 | 1 | | | | | | | | | | | | 13 | 4.2 | |
| | | Total | | 6 | 7 | 6 | | 3 | 2 | 4 | 7 | 3 | | 1 | 1 | | | | 1 | | | | 41 | 5.3 | |
| (090-099) | SYPHILIS & OTHER VENEREAL DISEASES | | | | | | | | | | | | | | | | | | | | | | | | |
| | | Q | M | | | | | | | | | 1 | | | | | | | | | | | 1 | 39.0 | |
| | | Q | F | 1 | | | | | | | | | | | | | | | | | | | 1 | 20.0 | |
| | | Total | | 1 | | | | | | | | 1 | | | | | | | | | | | 2 | 29.5 | |
| (110-118) | MYCOSES | | | | | | | | | | | | | | 1 | | | | | | | | 1 | 90.0 | |
| | | NQ | M | | | | | | | | | | | 2 | | 2 | | | | | | | 4 | 6.5 | |
| | | NQ | F | | | | | | | | 1 | 1 | | | | | | | | | | | 2 | 43.5 | |
| | | Total | | | | | | | | | 1 | 1 | | 2 | 1 | 2 | | | | | | | 7 | 29.0 | |
| (120-129) | HELMINTHIASES | | | | | | | | | | | | | | | | | | | | | | | | |
| | | Q | F | | | | | | | | | 1 | | 1 | | | | 1 | | | | | 3 | 6.3 | |
| | | NQ | M | | | | 1 | 11 | 21 | 13 | 10 | 2 | 3 | 1 | | | | | | | | | 62 | 3.2 | |
| | | NQ | F | | 2 | | | | | 1 | | 1 | | 1 | | | | | | | | | 5 | 8.4 | |
| | | Total | | | 2 | | 1 | 11 | 21 | 14 | 10 | 4 | 3 | 3 | | | | 1 | | | | | 70 | 3.7 | |
| (130-136) | OTHER INFECTIOUS AND PARASITIC DISEASES | | | | | | | | | | | | | | | | | | | | | | | | |
| | | Q | M | | 1 | | | 1 | | | | | | | | | | | | | | | 2 | 17.5 | |
| | | Q | F | | | 1 | | | | | | | | | 1 | | | | | | | | 2 | 16.0 | |
| | | NQ | M | | | | 1 | 1 | 1 | | | 1 | | | | | | | | | | | 4 | 7.5 | |
| | | NQ | F | | | | | | 1 | | | 1 | | | | | | | | | | | 2 | 5.0 | |
| | | Total | | | 1 | 1 | 1 | 2 | 2 | | | 2 | | | 1 | | | | | | | | 10 | 10.7 | |

| ICD 9 CODE | DISHCHARGE DIAGNOSIS | NA | SEX | 0-4 | 5-9 | 10-14 | 15-19 | 20-24 | 25-29 | 30-34 | 35-39 | 40-44 | 45-49 | 50-54 | 55-59 | 60-64 | 65-69 | 70-74 | 75-79 | 80-84 | 85+ | SUM | AVG LOS | NO. OF DEATHS |
|---------------|----------------------|----|-----|-----|-----|-------|-------|-------|-------|-------|-------|-------|-------|-------|-------|-------|-------|-------|-------|-------|-----|-----|------------|------------------|
|---------------|----------------------|----|-----|-----|-----|-------|-------|-------|-------|-------|-------|-------|-------|-------|-------|-------|-------|-------|-------|-------|-----|-----|------------|------------------|

(137-139) LATE EFFECTS OF INFECTIOUS AND PRASITIC DISEASES

| | | | | | | | | | | | | | | | | | | | | | | | | | |
|--------------|--|--|--|--|--|--|--|---|--|---|---|--|--|--|--|--|--|--|--|--|--|---|------|-----|--|
| Q M | | | | | | | | | | | 1 | | | | | | | | | | | 1 | 10.0 | | |
| NQ F | | | | | | | | 1 | | | | | | | | | | | | | | | 1 | 9.0 | |
| Total | | | | | | | | 1 | | 1 | | | | | | | | | | | | | 2 | 9.5 | |

Total of Major Group (001-139)

| | | | | | | | | | | | | | | | | | | | | |
|-----|----|----|----|-----|-----|----|----|----|----|----|----|----|----|----|----|----|----|------|------|-----|
| 179 | 51 | 39 | 12 | 150 | 178 | 93 | 67 | 63 | 44 | 40 | 29 | 31 | 24 | 20 | 14 | 10 | 17 | 1061 | 12.9 | 100 |
|-----|----|----|----|-----|-----|----|----|----|----|----|----|----|----|----|----|----|----|------|------|-----|

(140-239) CHAPTER II:NEOPLASMS

(140-149) MALIGNANT NEOPLASM OF LIP,ORAL CAVITY ,& PHARYNX

| | | | | | | | | | | | | | | | | | | | | | | | | | |
|--------------|--|--|--|--|--|--|--|--|--|---|---|--|--|--|---|---|---|--|---|--|--|---|-------|------|---|
| Q M | | | | | | | | | | | | | | | | 1 | | | | | | 1 | 248.0 | 1 | |
| NQ M | | | | | | | | | | 1 | 2 | | | | 2 | 1 | | | | | | | 6 | 13.0 | |
| NQ F | | | | | | | | | | | | | | | | | | | 1 | | | | 1 | 3.0 | |
| Total | | | | | | | | | | 1 | 2 | | | | 2 | 1 | 1 | | 1 | | | | 8 | 41.1 | 1 |

(150-159) MALIGNANT NEOPLASM OF DIGESTIVE ORGANS & PERITONEUM

| | | | | | | | | | | | | | | | | | | | | | | | | |
|--------------|---|---|--|--|---|---|---|----|---|----|---|----|----|----|---|---|---|---|---|---|--|-----|------|----|
| Q M | | | | | | | | | | 1 | 2 | 1 | 1 | 2 | 4 | 1 | 4 | | | | | 16 | 16.7 | 1 |
| Q F | | | | | | 2 | | | 2 | | | | | 1 | 1 | 5 | | 2 | 1 | 1 | | 15 | 18.8 | 2 |
| NQ M | 3 | 1 | | | 2 | 3 | 3 | 11 | 5 | 11 | 4 | 21 | 5 | 6 | 6 | 1 | | | | | | 82 | 15.2 | 6 |
| NQ F | 1 | | | | | 1 | | 3 | | 1 | 3 | 5 | 4 | | | 1 | 1 | | | | | 20 | 37.5 | 2 |
| Total | 4 | 1 | | | 2 | 6 | 3 | 16 | 6 | 14 | 8 | 28 | 12 | 15 | 8 | 8 | 1 | 1 | | | | 133 | 19.1 | 11 |

(160-165) MALIGNANT NEO. OF RESPIRATORY & INTRATHORACIC ORGANS

| | | | | | | | | | | | | | | | | | | | | | | | | |
|--------------|--|--|--|--|--|--|---|---|---|---|---|----|---|---|---|---|---|---|--|--|--|----|------|----|
| Q M | | | | | | | | | | | 1 | | | 1 | 1 | | 2 | 3 | | | | 8 | 12.3 | 4 |
| Q F | | | | | | | | | | 1 | | | | | | | | | | | | 1 | 26.0 | |
| NQ M | | | | | | | 1 | 1 | 3 | 2 | 7 | 8 | 5 | 4 | 3 | 2 | | | | | | 36 | 10.3 | 5 |
| NQ F | | | | | | | | 2 | | | | | | 3 | 1 | | | | | | | 6 | 15.5 | 1 |
| Total | | | | | | | 3 | 1 | 4 | 3 | 7 | 12 | 7 | 4 | 5 | 5 | | | | | | 51 | 11.5 | 10 |

(170-175) MALIGNANT NEO. OF BONE, CONNECTIVE TISSUE,SKIN,&BREAST

| | | | | | | | | | | | | | | | | | | | | | | | | |
|--------------|---|---|---|---|---|---|---|---|----|---|----|----|---|---|--|--|--|--|--|--|---|----|------|---|
| Q M | | | | 5 | | | | 1 | | | | | | | | | | | | | 1 | 7 | 11.9 | |
| Q F | | | | | | | | 2 | 1 | 5 | 2 | 7 | 1 | 1 | | | | | | | | 21 | 8.1 | 1 |
| NQ M | | | 1 | 3 | | | 1 | 1 | 2 | 2 | | 1 | | 2 | | | | | | | | 13 | 15.9 | |
| NQ F | 2 | 1 | | | 2 | 2 | 3 | 5 | 4 | 7 | 8 | 10 | 5 | 4 | | | | | | | | 53 | 7.7 | 2 |
| Total | 2 | 1 | 1 | 8 | 2 | 3 | 7 | 8 | 11 | 9 | 11 | 17 | 8 | 5 | | | | | | | 1 | 94 | 9.2 | 3 |

(179-189) MALIGNANT NEOPLASM OF GENITOURINARY ORGANS

| | | | | | | | | | | | | | | | | | | | | | | | | |
|--------------|--|---|--|--|--|--|---|--|---|---|---|---|----|----|----|---|---|---|---|---|--|----|------|---|
| Q M | | | | | | | | | | | | | | 2 | 3 | 5 | 3 | 1 | 2 | 1 | | 17 | 9.4 | 3 |
| Q F | | | | | | | | | | | | | | | | | | 1 | 2 | | | 3 | 7.3 | |
| NQ M | | | | | | | 2 | | 2 | 2 | 1 | 5 | 9 | 8 | 10 | 4 | 4 | 1 | 1 | | | 49 | 14.7 | |
| NQ F | | 1 | | | | | | | | | 1 | 1 | 1 | 1 | | | | 2 | 1 | | | 8 | 15.0 | 2 |
| Total | | 1 | | | | | 2 | | 2 | 2 | 1 | 6 | 12 | 12 | 16 | 8 | 9 | 4 | 2 | | | 77 | 13.2 | 5 |

| ICD 9 CODE | DISHCHARGE DIAGNOSIS | NA | SEX | 0-4 | 5-9 | 10-14 | 15-19 | 20-24 | 25-29 | 30-34 | 35-39 | 40-44 | 45-49 | 50-54 | 55-59 | 60-64 | 65-69 | 70-74 | 75-79 | 80-84 | 85+ | SUM | AVG LOS | NO. OF DEATHS |
|---------------------------------------|---|--------------|-----|-----------|-----------|-----------|-----------|-----------|-----------|-----------|-----------|-----------|-----------|-----------|-----------|-----------|-----------|-----------|-----------|----------|----------|------------|-------------|------------------|
| (190-199) | MALIGNANT NEOPLASM OF OTHER & UNSPECIFIED SITES | | | | | | | | | | | | | | | | | | | | | | | |
| | | Q | M | 2 | | | | | | | 1 | 1 | 1 | | 1 | 1 | | | 1 | | | 8 | 14.1 | |
| | | Q | F | | | 1 | | | | 2 | 1 | 2 | 2 | | 2 | 2 | | 2 | 1 | | | 15 | 19.7 | 2 |
| | | NQ | M | 1 | 3 | | | 3 | 5 | 3 | 9 | 5 | 1 | 6 | 5 | 1 | 1 | | | | | 43 | 14.5 | 1 |
| | | NQ | F | 1 | | | | | 1 | 2 | 1 | 1 | 1 | 2 | 1 | 1 | 1 | | | 2 | | 14 | 8.8 | |
| | | Total | | 4 | 3 | 1 | | 3 | 6 | 7 | 11 | 9 | 5 | 9 | 8 | 5 | 3 | 2 | 1 | 3 | | 80 | 14.5 | 3 |
| (200-208) | CANCER OF LYMPHATIC & HEMATOPOIETIC TISSUE | | | | | | | | | | | | | | | | | | | | | | | |
| | | Q | M | 2 | 1 | | | 3 | | | 1 | | | | 1 | | 1 | | | | | 10 | 21.6 | |
| | | Q | F | | 4 | 1 | | | 1 | | | 2 | | 1 | | 1 | | | 2 | | | 12 | 17.0 | 2 |
| | | NQ | M | | | 4 | | 1 | 1 | 1 | 1 | 4 | 2 | 5 | 2 | 2 | 1 | 1 | 1 | | | 26 | 15.8 | 3 |
| | | NQ | F | | 3 | | | 1 | | 1 | | | 1 | 1 | 1 | 1 | | 1 | | | | 10 | 20.2 | 1 |
| | | Total | | 2 | 8 | 5 | | 5 | 2 | 2 | 2 | 6 | 3 | 7 | 4 | 4 | 2 | 2 | 4 | | | 58 | 17.8 | 6 |
| (210-229) | BENIGN NEOPLASMS | | | | | | | | | | | | | | | | | | | | | | | |
| | | Q | M | 1 | | | | | | | 1 | | | 3 | | | | | | | | 5 | 2.6 | |
| | | Q | F | 5 | | | | 1 | 2 | 1 | 1 | | 3 | 2 | 4 | 1 | | 1 | 1 | | | 22 | 4.3 | |
| | | NQ | M | 1 | 2 | 3 | 1 | 1 | 5 | 5 | 7 | 4 | 8 | 9 | 3 | 1 | | | | | | 50 | 9.9 | |
| | | NQ | F | 4 | 2 | 1 | 2 | 3 | 1 | 8 | 6 | 3 | 4 | 2 | 1 | 2 | | 2 | | | | 41 | 8.7 | |
| | | Total | | 11 | 4 | 4 | 3 | 5 | 8 | 14 | 15 | 7 | 15 | 16 | 8 | 4 | | 3 | 1 | | | 118 | 8.2 | |
| (230-234) | CARCINOMA IN SITU | | | | | | | | | | | | | | | | | | | | | | | |
| | | NQ | F | | | | | | | | | | | 1 | | 1 | | | | | | 2 | 4.0 | |
| | | Total | | | | | | | | | | | | 1 | | 1 | | | | | | 2 | 4.0 | |
| (235-238) | NEOPLASMS OF UNCERTAIN BEHAVIOUR | | | | | | | | | | | | | | | | | | | | | | | |
| | | Q | M | | | | | | | 1 | | 2 | | | | | | | | | | 3 | 3.7 | |
| | | Q | F | 1 | | | | | | | | | | | | | | | 2 | | | 3 | 15.0 | 1 |
| | | NQ | M | | 2 | | | 3 | | | | | | | | 2 | | | | | | 7 | 17.7 | |
| | | NQ | F | 1 | 3 | 1 | | | | | | | | | 1 | 2 | | | | | | 8 | 4.9 | |
| | | Total | | 2 | 5 | 1 | | 3 | | 1 | | 2 | | | 1 | 4 | | | 2 | | | 21 | 10.4 | 1 |
| (239-239) | NEOPLASMS OF UNSPECIFIED NATURE | | | | | | | | | | | | | | | | | | | | | | | |
| | | Q | M | | | | | | | 1 | | | | | | | 2 | 1 | | | | 4 | 10.0 | |
| | | Q | F | 3 | | | 1 | 1 | | | | 1 | | | 2 | 1 | 1 | | | | | 10 | 10.1 | 1 |
| | | NQ | M | | | 3 | | 2 | 4 | 4 | 6 | 1 | 1 | 2 | 4 | 4 | 2 | 3 | 2 | | | 38 | 13.1 | |
| | | NQ | F | | | | | 1 | | 1 | 1 | 1 | | 1 | 1 | | 1 | | 2 | | | 9 | 15.1 | |
| | | Total | | 3 | | 3 | 1 | 4 | 4 | 6 | 7 | 3 | 1 | 3 | 7 | 5 | 6 | 4 | 4 | | | 61 | 12.7 | 1 |
| Total of Major Group (140-239) | | | | 28 | 23 | 15 | 12 | 24 | 31 | 43 | 63 | 52 | 51 | 68 | 99 | 63 | 52 | 32 | 35 | 9 | 3 | 703 | 13.5 | 41 |

| ICD 9 CODE | DISHCHARGE DIAGNOSIS | NA | SEX | 0-4 | 5-9 | 10-14 | 15-19 | 20-24 | 25-29 | 30-34 | 35-39 | 40-44 | 45-49 | 50-54 | 55-59 | 60-64 | 65-69 | 70-74 | 75-79 | 80-84 | 85+ | SUM | AVG LOS | NO. OF DEATHS |
|---------------|----------------------|----|-----|-----|-----|-------|-------|-------|-------|-------|-------|-------|-------|-------|-------|-------|-------|-------|-------|-------|-----|-----|------------|------------------|
|---------------|----------------------|----|-----|-----|-----|-------|-------|-------|-------|-------|-------|-------|-------|-------|-------|-------|-------|-------|-------|-------|-----|-----|------------|------------------|

(240-279) CHAPTER III:ENDOCRINE, NUT.,METABOLIC & IMMUNITY DISORDERS

(240-246) DISORDERS OF THYRIOD GLAND

| | | | | | | | | | | | | | | | | | | | | | | | | | | | | | | | | |
|--------------|--|--|----------|--|---|--|----------|----------|-----------|----------|-----------|-----------|-----------|----------|----------|----------|---|---|--|--|--|---|--|--|--|--|--|--|-----------|------------|-----|--|
| Q M | | | | | | | | | | | | 3 | | | | | | | | | | 1 | | | | | | | | 4 | 2.5 | |
| Q F | | | | | 3 | | | | 3 | 2 | 6 | | | 6 | 1 | | | 1 | | | | | | | | | | | | 22 | 3.9 | |
| NQ M | | | | | | | 1 | 1 | 4 | 3 | 4 | 7 | 2 | 2 | | | | | | | | | | | | | | | | 24 | 6.8 | |
| NQ F | | | 1 | | | | 3 | 2 | 4 | 3 | 5 | 4 | 3 | | | | 1 | | | | | | | | | | | | | 26 | 3.1 | |
| Total | | | 1 | | | | 7 | 3 | 11 | 8 | 18 | 11 | 11 | 3 | 1 | 2 | | | | | | | | | | | | | 76 | 4.4 | | |

(250-259) DISEASES OF OTHER ENDOCRINE GLANDS

| | | | | | | | | | | | | | | | | | | | | | | | | | | | | | | | |
|--------------|-----------|-----------|-----------|-----------|-----------|-----------|-----------|-----------|-----------|-----------|-----------|-----------|-----------|-----------|-----------|-----------|----------|----------|--|--|--|--|--|--|--|--|--|------------|------------|----------|---|
| Q M | 4 | 10 | 20 | 7 | 5 | 4 | 3 | 2 | 7 | 11 | 16 | 18 | 8 | 5 | 10 | 4 | 1 | 2 | | | | | | | | | | | 137 | 10.2 | 1 |
| Q F | 5 | 10 | 15 | 23 | 4 | 4 | 6 | 4 | 1 | 4 | 7 | 9 | 9 | 4 | 1 | 2 | 1 | 3 | | | | | | | | | | | 112 | 6.7 | |
| NQ M | 4 | 3 | 6 | 3 | 9 | 7 | 4 | 13 | 10 | 9 | 12 | 13 | 12 | 4 | 3 | 1 | 2 | | | | | | | | | | | | 115 | 9.3 | 1 |
| NQ F | 6 | 2 | 12 | 9 | 6 | 4 | 2 | 2 | 3 | 6 | 6 | 1 | 5 | 4 | 4 | 4 | 1 | | | | | | | | | | | | 77 | 11.1 | 1 |
| Total | 19 | 25 | 53 | 42 | 24 | 19 | 15 | 21 | 21 | 30 | 41 | 41 | 34 | 17 | 18 | 11 | 5 | 5 | | | | | | | | | | 441 | 9.2 | 3 | |

(260-269) NUTRITIONAL DEFICIENCIES

| | | | | | | | | | | | | | | | | | | | | | | | | | | | | | | | | |
|--------------|----------|--|--|--|--|--|--|--|--|----------|--|--|--|----------|--|--|--|--|--|--|--|--|--|--|--|--|--|--|--|----------|------------|--|
| NQ M | 1 | | | | | | | | | 1 | | | | 1 | | | | | | | | | | | | | | | | 3 | 5.3 | |
| NQ F | | | | | | | | | | 1 | | | | | | | | | | | | | | | | | | | | 1 | 3.0 | |
| Total | 1 | | | | | | | | | 1 | | | | 1 | | | | | | | | | | | | | | | | 4 | 4.8 | |

(270-279) OTHER METABOLIC & IMMUNITY DISORDERS

| | | | | | | | | | | | | | | | | | | | | | | | | | | | | | | | | |
|--------------|-----------|-----------|-----------|-----------|-----------|-----------|-----------|-----------|-----------|-----------|-----------|-----------|-----------|-----------|-----------|-----------|-----------|-----------|--|--|--|--|--|--|--|--|--|------------|------------|-----------|-----|---|
| Q M | 8 | 4 | 1 | 20 | 19 | 17 | 8 | 11 | 3 | 3 | 2 | 1 | 5 | 3 | 2 | 2 | 6 | 5 | | | | | | | | | | | 120 | 6.5 | 3 | |
| Q F | 7 | 8 | 5 | 12 | 13 | 19 | 29 | 19 | 16 | 13 | 7 | 2 | 5 | 10 | 3 | 5 | 5 | 4 | | | | | | | | | | | | 182 | 4.9 | 3 |
| NQ M | 18 | 6 | 3 | 4 | 2 | 8 | 10 | 3 | 5 | 9 | 8 | 9 | 3 | 3 | 5 | 2 | 1 | 2 | | | | | | | | | | | 101 | 9.0 | 3 | |
| NQ F | 10 | | 8 | 1 | 9 | 16 | 10 | 14 | 1 | 5 | 3 | 3 | 4 | 3 | 5 | 1 | 1 | 2 | | | | | | | | | | | 96 | 4.7 | 2 | |
| Total | 43 | 18 | 17 | 37 | 43 | 60 | 57 | 47 | 25 | 30 | 20 | 15 | 17 | 19 | 15 | 10 | 13 | 13 | | | | | | | | | | 499 | 6.1 | 11 | | |

| | | | | | | | | | | | | | | | | | | | | | | | | | | | | | | |
|---------------------------------------|-----------|-----------|-----------|-----------|-----------|-----------|-----------|-----------|-----------|-----------|-----------|-----------|-----------|-----------|-----------|-----------|-----------|-----------|--|--|--|--|--|--|--|--|--|-------------|------------|-----------|
| Total of Major Group (240-279) | 63 | 44 | 70 | 79 | 74 | 82 | 84 | 77 | 64 | 71 | 73 | 59 | 52 | 38 | 33 | 21 | 18 | 18 | | | | | | | | | | 1020 | 7.3 | 14 |
|---------------------------------------|-----------|-----------|-----------|-----------|-----------|-----------|-----------|-----------|-----------|-----------|-----------|-----------|-----------|-----------|-----------|-----------|-----------|-----------|--|--|--|--|--|--|--|--|--|-------------|------------|-----------|

(280-289) CHAPTER IV:DISEASES OF BLOOD & BLOOD FORMING ORGANS

(280-289) DISEASES OF BLOOD & BLOOD FORMING ORGANS

| | | | | | | | | | | | | | | | | | | | | | | | | | | | | | | | |
|--------------|-----------|-----------|-----------|----------|-----------|-----------|-----------|-----------|-----------|-----------|-----------|----------|----------|----------|----------|----------|----------|----------|---|--|--|--|--|--|--|--|--|------------|------------|----------|---|
| Q M | 16 | 5 | 5 | 3 | 2 | 1 | 1 | | 1 | 1 | 1 | 1 | 3 | 2 | 1 | 2 | 4 | | | | | | | | | | | | 49 | 4.1 | 1 |
| Q F | 23 | 8 | 11 | 2 | 2 | 4 | 3 | 1 | 4 | 5 | 4 | | | | | 4 | 1 | 1 | 2 | | | | | | | | | | 75 | 4.6 | 1 |
| NQ M | 25 | 21 | 7 | | 13 | 6 | 5 | 5 | 4 | 2 | 4 | 2 | 3 | 2 | 3 | 2 | | | | | | | | | | | | | 104 | 6.6 | 1 |
| NQ F | 19 | 12 | 6 | 2 | 5 | 8 | 11 | 5 | 5 | 5 | 1 | 1 | | | 4 | 1 | 1 | 1 | 1 | | | | | | | | | | 88 | 4.7 | 1 |
| Total | 83 | 46 | 29 | 7 | 22 | 19 | 20 | 11 | 14 | 13 | 10 | 4 | 6 | 8 | 9 | 6 | 6 | 3 | | | | | | | | | | 316 | 5.2 | 4 | |

| | | | | | | | | | | | | | | | | | | | | | | | | | | | | | | |
|---------------------------------------|-----------|-----------|-----------|----------|-----------|-----------|-----------|-----------|-----------|-----------|-----------|----------|----------|----------|----------|----------|----------|----------|--|--|--|--|--|--|--|--|--|------------|------------|----------|
| Total of Major Group (280-289) | 83 | 46 | 29 | 7 | 22 | 19 | 20 | 11 | 14 | 13 | 10 | 4 | 6 | 8 | 9 | 6 | 6 | 3 | | | | | | | | | | 316 | 5.2 | 4 |
|---------------------------------------|-----------|-----------|-----------|----------|-----------|-----------|-----------|-----------|-----------|-----------|-----------|----------|----------|----------|----------|----------|----------|----------|--|--|--|--|--|--|--|--|--|------------|------------|----------|

| ICD 9 CODE | DISHCHARGE DIAGNOSIS | NA | SEX | 0-4 | 5-9 | 10-14 | 15-19 | 20-24 | 25-29 | 30-34 | 35-39 | 40-44 | 45-49 | 50-54 | 55-59 | 60-64 | 65-69 | 70-74 | 75-79 | 80-84 | 85+ | SUM | AVG LOS | NO. OF DEATHS | |
|---------------------------------------|---|----|-----------|-----------|-----------|----------|----------|-----------|-----------|-----------|-----------|----------|----------|----------|----------|----------|----------|----------|----------|----------|----------|------------|-------------|------------------|---|
| (290-319) | CHAPTER V:MENTAL DISORDERS | | | | | | | | | | | | | | | | | | | | | | | | |
| (290-294) | ORGANIC PSYCHOTIC CONDITIONS | | | | | | | | | | | | | | | | | | | | | | | | |
| | Q | M | | | | | | | | 5 | 2 | | 2 | 2 | 1 | | 1 | | | | | 1 | 14 | 5.0 | |
| | Q | F | | | | | | | | | | | | | | | | 1 | | | | | 1 | 7.0 | |
| | NQ | M | | | | | 1 | 2 | 6 | 4 | | 2 | 3 | 2 | 2 | | | 3 | 1 | | | 3 | 29 | 5.6 | |
| | NQ | F | | | | | | | 1 | | | | | | | | 1 | | | | | 1 | 3 | 2.7 | |
| | Total | | | | | | 1 | 2 | 12 | 6 | | 4 | 5 | 3 | 2 | 2 | 4 | 1 | | | 5 | 47 | 5.3 | | |
| (295-299) | OTHER PSYCHOSES | | | | | | | | | | | | | | | | | | | | | | | | |
| | Q | F | | | | | | | | | | | | | | | 1 | | | | | | 1 | 10.0 | |
| | NQ | M | | 1 | | | | 1 | | | | | | | | | | 1 | | | | | 3 | 3.7 | |
| | NQ | F | | | | | | 2 | | | | | | | | | | | | | | | 2 | 2.0 | |
| | Total | | | 1 | | | | 3 | | | | | | | | 1 | 1 | | | | | | 6 | 4.2 | |
| (300-316) | NEUROTIC,PERSONALITY & OTH NONPSYCHOTIC DIS | | | | | | | | | | | | | | | | | | | | | | | | |
| | Q | M | 1 | | 4 | 1 | 1 | | | | 1 | 1 | 1 | | | | 1 | 1 | | | | | 12 | 4.0 | |
| | Q | F | | 1 | | | | 3 | 1 | 2 | 2 | 1 | | | | | | | | | | | 10 | 9.0 | |
| | NQ | M | | 1 | | | 2 | 4 | 2 | 1 | 2 | | | 1 | 2 | 3 | | | | | | | 18 | 4.0 | 1 |
| | NQ | F | | 2 | | | 1 | 1 | 1 | | 5 | 1 | | | | | | | | | | | 11 | 4.5 | |
| | Total | | 1 | 4 | 4 | 1 | 4 | 8 | 4 | 4 | 10 | 3 | 1 | 2 | 4 | 1 | | | | | | 51 | 5.1 | 1 | |
| Total of Major Group (290-319) | | | 1 | 5 | 4 | 1 | 5 | 13 | 16 | 10 | 10 | 7 | 6 | 5 | 7 | 4 | 4 | 1 | | | 5 | 104 | 5.1 | 1 | |
| (320-389) | CHAPTER VI:DISEASES OF THE NERVOUS SYSTEM & SENSE ORGANS | | | | | | | | | | | | | | | | | | | | | | | | |
| (320-326) | IFLAMMATORY DIS. OF THE CENTRAL NERVOUS SYSTEM | | | | | | | | | | | | | | | | | | | | | | | | |
| | Q | M | 8 | 6 | 2 | | | | | | | | | 1 | | 1 | 2 | | | | | | 20 | 13.6 | |
| | Q | F | 11 | 4 | 3 | 1 | 1 | | | 1 | 1 | 1 | | | 1 | | | | | | | | 24 | 12.0 | |
| | NQ | M | 9 | 2 | 3 | 2 | 3 | 7 | 6 | 7 | 3 | 1 | 2 | | | | | | | | | | 45 | 16.2 | 1 |
| | NQ | F | 6 | 2 | 5 | 1 | | 1 | 3 | 1 | 1 | | 1 | | | | | | 1 | | | | 22 | 21.7 | |
| | Total | | 34 | 14 | 13 | 4 | 4 | 8 | 10 | 9 | 5 | 1 | 4 | 1 | 1 | 2 | 1 | | | | | 111 | 15.9 | 1 | |
| (327-329) | ORGANIC SLEEP DISORDER | | | | | | | | | | | | | | | | | | | | | | | | |
| | Q | M | 4 | 2 | | | | | | | | | | | | | | | | | | | 6 | 391.5 | |
| | Q | F | | | 1 | | | | | 1 | | 1 | | | | | 1 | | | | | | 4 | 13.5 | |
| | NQ | F | | | 1 | | | | | | | | 1 | | 2 | | | | | | | | 4 | 10.3 | |
| | Total | | 4 | 2 | 2 | | | | | 1 | | 1 | 1 | | 2 | 1 | | | | | | | 14 | 174.6 | |
| (330-338) | HEREDITARY & DEGENERATIVE DIS. OF THE C.N.S. | | | | | | | | | | | | | | | | | | | | | | | | |
| | Q | M | | | | 1 | 1 | | | | | | | | | 1 | 1 | | | | | 1 | 5 | 7.6 | |
| | Q | F | 1 | 1 | | 1 | 1 | | | | | | | 1 | 1 | | | | | | | | 6 | 55.3 | |
| | NQ | M | 3 | | | 2 | 1 | 3 | | 1 | 1 | | | 2 | | | 1 | 1 | 1 | 1 | 1 | 1 | 18 | 73.1 | 2 |
| | NQ | F | 1 | | | | | | | | 2 | | | | | | | | | | | | 3 | 15.7 | |
| | Total | | 5 | 1 | | 2 | 4 | 1 | 3 | | 1 | 3 | | 3 | 2 | 2 | 1 | 1 | 1 | 1 | 2 | 32 | 54.2 | 2 | |

| ICD 9 CODE | DISHCHARGE DIAGNOSIS | NA | SEX | 0-4 | 5-9 | 10-14 | 15-19 | 20-24 | 25-29 | 30-34 | 35-39 | 40-44 | 45-49 | 50-54 | 55-59 | 60-64 | 65-69 | 70-74 | 75-79 | 80-84 | 85+ | SUM | AVG LOS | NO. OF DEATHS |
|--|----------------------|----|-----|------------|-----------|-----------|-----------|-----------|-----------|-----------|-----------|-----------|-----------|-----------|-----------|-----------|-----------|----------|----------|----------|----------|------------|-------------|------------------|
| (340-349) OTHER DISORDERS OF THE CENTRAL NERVOUS SYSTEM | | | | | | | | | | | | | | | | | | | | | | | | |
| | Q | M | | 12 | 9 | 5 | 5 | 8 | 9 | 2 | 4 | 9 | 1 | 2 | 1 | | 1 | 2 | 3 | 2 | 1 | 76 | 8.7 | 6 |
| | Q | F | | 6 | 9 | 2 | 7 | 6 | 7 | 10 | 5 | 6 | 2 | 3 | 1 | 1 | 3 | 1 | 2 | 1 | | 72 | 11.2 | 7 |
| | NQ | M | | 8 | 8 | 11 | 4 | 8 | 12 | 5 | 14 | 9 | 6 | 3 | 1 | 2 | 3 | 1 | 1 | | | 96 | 7.6 | 7 |
| | NQ | F | | 8 | 7 | 4 | 2 | 5 | 9 | 6 | 3 | 8 | 5 | 3 | 2 | 4 | 1 | 1 | | | | 68 | 5.8 | 1 |
| | Total | | | 34 | 33 | 22 | 18 | 27 | 37 | 23 | 26 | 32 | 14 | 11 | 5 | 7 | 8 | 5 | 6 | 3 | 1 | 312 | 8.3 | 21 |
| (350-359) DISORDERS OF THE PERIPHERAL NERVOUS SYSTEM | | | | | | | | | | | | | | | | | | | | | | | | |
| | Q | M | | | | 1 | | | | | | | | 1 | | | | 1 | | | | 3 | 2.7 | |
| | Q | F | | | 5 | 1 | 2 | 1 | | | | | 1 | 2 | 1 | | 1 | | | | | 14 | 150.4 | |
| | NQ | M | | 4 | | 1 | 3 | 7 | 6 | 9 | 12 | 6 | 7 | 1 | 1 | 3 | 1 | | | | | 61 | 10.5 | 1 |
| | NQ | F | | 2 | | | 1 | | 3 | 1 | 1 | 1 | 2 | 3 | 1 | | 1 | | | | | 16 | 5.3 | |
| | Total | | | 6 | 5 | 3 | 6 | 8 | 9 | 10 | 13 | 7 | 10 | 7 | 3 | 3 | 3 | 1 | | | | 94 | 30.2 | 1 |
| (360-379) DISORDERS OF THE EYE & ADNEXA | | | | | | | | | | | | | | | | | | | | | | | | |
| | Q | M | | 6 | 3 | | | | 1 | | | | | | | | 1 | | | | | 11 | 4.4 | |
| | Q | F | | 3 | | 2 | | 1 | | | | | | | | | | | | | | 6 | 5.0 | |
| | NQ | M | | 3 | 2 | 1 | | 2 | | | 1 | 2 | 1 | | 1 | 1 | | | | | | 14 | 6.0 | |
| | NQ | F | | 4 | | 1 | | | 2 | | | | | | | | | | | | | 7 | 5.6 | |
| | Total | | | 16 | 5 | 4 | | 3 | 3 | | 1 | 2 | 1 | | 1 | 1 | 1 | | | | | 38 | 5.3 | |
| (380-389) DISEASES OF THE EAR & MASTOID PROCESS | | | | | | | | | | | | | | | | | | | | | | | | |
| | Q | M | | 6 | 4 | | | | | | | 1 | 2 | | | | | 1 | | | | 14 | 7.5 | |
| | Q | F | | 3 | | | | | | | | | | 2 | | | | 5 | | | | 10 | 4.5 | |
| | NQ | M | | 9 | | 1 | | | 1 | | | | 3 | | 3 | 1 | 1 | | | | | 19 | 5.3 | |
| | NQ | F | | 15 | 1 | | | 1 | 1 | | | 1 | | | | 1 | | | | | | 20 | 6.5 | |
| | Total | | | 33 | 5 | 1 | | 1 | 2 | | | 2 | 5 | 2 | 3 | 2 | 6 | 1 | | | | 63 | 6.0 | |
| Total of Major Group (320-389) | | | | 132 | 65 | 45 | 30 | 47 | 60 | 46 | 50 | 49 | 35 | 25 | 16 | 18 | 23 | 9 | 7 | 4 | 3 | 664 | 18.0 | 25 |
| (390-459) CHAPTER VII: DISEASES OF THE CIRCULATORY SYSTEM | | | | | | | | | | | | | | | | | | | | | | | | |
| (390-392) ACUTE RHEUMATIC FEVER | | | | | | | | | | | | | | | | | | | | | | | | |
| | Q | M | | | 1 | 1 | | | | | | | | | | | | | | | | 2 | 11.5 | |
| | NQ | M | | | 1 | 2 | | | | | | | | | | | | | | | | 3 | 8.0 | |
| | NQ | F | | | | 1 | 1 | | | | | | | | | | | | | | | 2 | 8.0 | |
| | Total | | | | 2 | 4 | 1 | | | | | | | | | | | | | | | 7 | 9.0 | |
| (393-398) CHRONIC RHEUMATIC HEART DISEASE | | | | | | | | | | | | | | | | | | | | | | | | |
| | Q | M | | | | | | | 1 | | | | | | | | | 1 | | | | 2 | 5.0 | |
| | Q | F | | | 1 | | | | | | | | 2 | | | | | | | | | 3 | 3.7 | |
| | NQ | M | | 1 | | | | 2 | 2 | | 3 | 2 | 3 | | 2 | | | | | | | 15 | 8.3 | |
| | NQ | F | | | 1 | 1 | 1 | 1 | 3 | 2 | | | | | 1 | 1 | 1 | | | | | 12 | 7.5 | |
| | Total | | | 1 | 2 | 1 | 1 | 3 | 6 | 2 | 3 | 2 | 5 | | 3 | 1 | 1 | 1 | | | | 32 | 7.4 | |

| ICD 9 CODE | DISHCHARGE DIAGNOSIS | NA | SEX | 0-4 | 5-9 | 10-14 | 15-19 | 20-24 | 25-29 | 30-34 | 35-39 | 40-44 | 45-49 | 50-54 | 55-59 | 60-64 | 65-69 | 70-74 | 75-79 | 80-84 | 85+ | SUM | AVG LOS | NO. OF DEATHS |
|------------|--|--------------|-----|-----------|-----------|----------|-----------|-----------|-----------|-----------|------------|------------|------------|------------|------------|------------|------------|------------|-----------|-----------|------------|-------------|-------------|---------------|
| (401-405) | HYPERTENSIVE DISEASE | | | | | | | | | | | | | | | | | | | | | | | |
| | | Q | M | | | 1 | | | | | 1 | 2 | | 4 | 3 | 2 | 1 | 2 | | | 1 | 17 | 8.9 | 1 |
| | | Q | F | | | | 1 | | | | | | 2 | 4 | 2 | 2 | 5 | 1 | 2 | | 2 | 21 | 7.2 | 1 |
| | | NQ | M | | 2 | 1 | | 3 | 4 | 5 | 5 | 4 | 6 | 6 | 2 | 4 | | 1 | 1 | | | 44 | 5.7 | |
| | | NQ | F | | 2 | | | | | 1 | 1 | | 3 | 1 | 3 | 1 | 4 | 3 | | | 3 | 22 | 5.5 | 2 |
| | | Total | | 4 | 2 | 1 | 3 | 4 | 6 | 7 | 6 | 11 | 15 | 10 | 9 | 10 | 7 | 3 | | 6 | 104 | 6.5 | 4 | |
| (410-414) | ISCHEMIC HEART DISEASE | | | | | | | | | | | | | | | | | | | | | | | |
| | | Q | M | | | | 1 | | 2 | 6 | 18 | 19 | 27 | 43 | 41 | 29 | 47 | 38 | 34 | 16 | 14 | 335 | 6.6 | 15 |
| | | Q | F | | | | | | | | 2 | 6 | 12 | 14 | 24 | 38 | 34 | 22 | 14 | 8 | 3 | 177 | 7.1 | 5 |
| | | NQ | M | | | | | 1 | 7 | 32 | 93 | 207 | 312 | 428 | 260 | 158 | 70 | 36 | 23 | 12 | 7 | 1646 | 4.0 | 29 |
| | | NQ | F | | | | | | | 3 | 9 | 10 | 19 | 17 | 44 | 35 | 28 | 17 | 7 | 1 | 3 | 193 | 5.4 | 7 |
| | | Total | | | | | 1 | 1 | 9 | 41 | 122 | 242 | 370 | 502 | 369 | 260 | 179 | 113 | 78 | 37 | 27 | 2351 | 4.7 | 56 |
| (415-417) | DISEASES OF PULMONARY CIRCULATION | | | | | | | | | | | | | | | | | | | | | | | |
| | | Q | M | | | | | | 1 | 1 | | 1 | 3 | 1 | 1 | | | | | 1 | | 9 | 9.1 | 1 |
| | | Q | F | 1 | | | | | | 1 | | | 3 | 2 | 3 | | | | 1 | | | 11 | 8.5 | 1 |
| | | NQ | M | | | | | 3 | 2 | 3 | 6 | 1 | 3 | 5 | 1 | 2 | | | | | | 26 | 6.2 | 6 |
| | | NQ | F | | | | | 2 | | 2 | | 1 | | | 4 | | | 3 | 3 | | | 15 | 10.2 | |
| | | Total | | 1 | | | | 5 | 3 | 7 | 6 | 3 | 9 | 8 | 9 | 2 | | 3 | 4 | 1 | | 61 | 8.0 | 8 |
| (420-429) | OTHER FORMS OF HEART DISEASE | | | | | | | | | | | | | | | | | | | | | | | |
| | | Q | M | 3 | 3 | | 4 | 6 | 3 | 5 | 9 | 10 | 9 | 12 | 17 | 27 | 29 | 22 | 28 | 12 | 10 | 209 | 6.3 | 5 |
| | | Q | F | 2 | 1 | 1 | 4 | 4 | 1 | 2 | 1 | 6 | 5 | 10 | 12 | 25 | 30 | 18 | 22 | 14 | 1 | 159 | 8.1 | 4 |
| | | NQ | M | 2 | 2 | 4 | 8 | 10 | 15 | 27 | 28 | 30 | 39 | 66 | 55 | 39 | 25 | 13 | 18 | 12 | 6 | 399 | 5.8 | 18 |
| | | NQ | F | 11 | 5 | 1 | 2 | 1 | 5 | 3 | 5 | 4 | 8 | 10 | 24 | 20 | 17 | 9 | 10 | 4 | 4 | 143 | 7.3 | 9 |
| | | Total | | 18 | 11 | 6 | 18 | 21 | 24 | 37 | 43 | 50 | 61 | 98 | 108 | 111 | 101 | 62 | 78 | 42 | 21 | 910 | 6.6 | 36 |
| (430-438) | CEREBROVASCULAR DISEASE | | | | | | | | | | | | | | | | | | | | | | | |
| | | Q | M | 1 | | | | | | | 2 | 3 | 6 | 9 | 14 | 15 | 16 | 20 | 15 | 11 | 10 | 122 | 20.2 | 11 |
| | | Q | F | 3 | | 1 | | | | | 5 | 7 | 2 | 13 | 12 | 9 | 15 | 15 | 6 | 7 | 4 | 99 | 13.1 | 7 |
| | | NQ | M | 3 | 1 | | 1 | 3 | 11 | 23 | 26 | 55 | 69 | 93 | 63 | 45 | 16 | 15 | 11 | 2 | 2 | 439 | 13.2 | 34 |
| | | NQ | F | 1 | | 2 | 1 | 1 | 1 | 3 | 8 | 5 | 14 | 14 | 7 | 14 | 9 | 7 | 4 | 4 | 1 | 96 | 9.0 | 9 |
| | | Total | | 8 | 1 | 3 | 2 | 4 | 12 | 26 | 41 | 70 | 91 | 129 | 96 | 83 | 56 | 57 | 36 | 24 | 17 | 756 | 13.8 | 61 |
| (440-448) | DISEASE OF ARTERIES,ARTERIOLES,&CAPILLARIES | | | | | | | | | | | | | | | | | | | | | | | |
| | | Q | M | 3 | 1 | | | | | 1 | | 1 | | | 1 | 3 | 3 | 1 | 2 | 2 | | 18 | 9.4 | 2 |
| | | Q | F | 2 | 2 | | | | 1 | | 1 | | 2 | 1 | 1 | | 1 | | 1 | 1 | | 13 | 16.2 | 1 |
| | | NQ | M | 7 | 1 | 1 | | | 2 | 3 | 1 | 5 | 4 | 4 | 11 | 4 | 1 | | 1 | 1 | | 46 | 8.4 | 2 |
| | | NQ | F | | | 2 | | | 1 | 1 | | | | 1 | | 1 | | | | 2 | | 8 | 7.4 | |
| | | Total | | 12 | 6 | 1 | | | 4 | 5 | 2 | 6 | 6 | 6 | 13 | 8 | 5 | 1 | 6 | 4 | | 85 | 9.7 | 5 |
| (451-459) | DIS. OF VEINS&LYMPATICS,&OTH DIS. OF CIRCULATORY SYSTEM | | | | | | | | | | | | | | | | | | | | | | | |
| | | Q | M | 1 | | | | | | | | | | | | | | | | | | 1 | 4.0 | |
| | | Q | F | | | | | | | | | | | 1 | | | | | | | | 1 | 4.0 | |
| | | Total | | 1 | | | | | | | | | | 1 | | | | | | | | 2 | 4.0 | |

| ICD 9 CODE | DISHCHARGE DIAGNOSIS | NA | SEX | 0-4 | 5-9 | 10-14 | 15-19 | 20-24 | 25-29 | 30-34 | 35-39 | 40-44 | 45-49 | 50-54 | 55-59 | 60-64 | 65-69 | 70-74 | 75-79 | 80-84 | 85+ | SUM | AVG LOS | NO. OF DEATHS |
|---------------------------------------|--|----|-----|-----|-----|-------|-------|-------|-------|-------|-------|-------|-------|-------|-------|-------|-------|-------|-------|-------|-----|------|---------|---------------|
| (451-459) | DIS. OF VEINS&LYMPHATICS,&OTH DIS. OF CIRCULATORY SYSTEM | | | | | | | | | | | | | | | | | | | | | | | |
| | Q M | | | 1 | 1 | 1 | 2 | 3 | 1 | 2 | 2 | 1 | 3 | 2 | 2 | 1 | | 4 | 3 | 1 | 1 | 31 | 4.0 | |
| | Q F | | | | | | 1 | | 3 | 1 | 6 | 1 | 4 | 3 | 1 | 1 | 2 | 3 | | | | 26 | 7.9 | 1 |
| | NQ M | | | | | | | 4 | 14 | 10 | 14 | 10 | 11 | 11 | 5 | 2 | 5 | 4 | 1 | | | 91 | 6.0 | 2 |
| | NQ F | | | | | | 1 | 2 | 5 | 4 | 6 | 3 | 5 | 2 | 1 | 2 | | | | | | 31 | 4.6 | |
| | Total | | | 1 | 1 | 1 | 3 | 8 | 20 | 18 | 26 | 18 | 21 | 21 | 10 | 5 | 9 | 11 | 4 | 1 | 1 | 179 | 5.7 | 3 |
| Total of Major Group (390-459) | | | | 42 | 27 | 18 | 27 | 45 | 82 | 142 | 250 | 397 | 574 | 780 | 618 | 479 | 361 | 255 | 209 | 109 | 72 | 4487 | 6.8 | 173 |
| (460-519) | CHAPTER VIII:DISEASES OF THE RESPIRATORY SYSTEM | | | | | | | | | | | | | | | | | | | | | | | |
| (460-466) | ACUTE RESPIRATORY INFECTIONS | | | | | | | | | | | | | | | | | | | | | | | |
| | Q M | | | 144 | 3 | 2 | 1 | 2 | 1 | | 2 | | | 1 | | | | 2 | | 1 | | 159 | 7.6 | |
| | Q F | | | 89 | 1 | | 1 | 3 | | 1 | 1 | | | 2 | | | | | | 1 | | 99 | 6.4 | |
| | NQ M | | | 109 | 2 | | | | 1 | | 1 | 1 | 1 | | | 1 | | | | | | 116 | 9.1 | |
| | NQ F | | | 60 | 2 | 2 | 1 | | 2 | | 2 | | 1 | | 2 | | | | | | | 72 | 5.8 | |
| | Total | | | 402 | 8 | 4 | 3 | 5 | 4 | 1 | 6 | 1 | 2 | 3 | 2 | 1 | | 2 | | 2 | | 446 | 7.5 | |
| (470-478) | OTHER DIS. OF THE UPPER RESPIRATORY TRACT | | | | | | | | | | | | | | | | | | | | | | | |
| | Q M | | | 3 | 1 | 2 | | | | | | 1 | | | | | | | | | | 7 | 3.4 | |
| | Q F | | | 1 | 1 | | | | | | | | | | | | | | | | | 2 | 6.5 | |
| | NQ M | | | 5 | 1 | | | | | | 2 | 1 | | | | | | | | | | 9 | 4.1 | |
| | Total | | | 9 | 3 | 2 | | | | | 2 | 2 | | | | | | | | | | 18 | 4.1 | |
| (480-487) | PNEUMONIA & INFLUENZA | | | | | | | | | | | | | | | | | | | | | | | |
| | Q M | | | 22 | 9 | 3 | 2 | 1 | 2 | | 4 | 5 | 3 | 6 | 7 | 8 | 9 | 15 | 7 | 8 | 6 | 117 | 11.3 | 8 |
| | Q F | | | 17 | 12 | 7 | 6 | 1 | 1 | 1 | 2 | 2 | 2 | 5 | 4 | 7 | 17 | 10 | 14 | 4 | 3 | 115 | 11.6 | 4 |
| | NQ M | | | 15 | 9 | 4 | 3 | 10 | 8 | 11 | 6 | 17 | 10 | 12 | 13 | 13 | 9 | 6 | 5 | 2 | 3 | 156 | 9.9 | 8 |
| | NQ F | | | 26 | 6 | 1 | 4 | 3 | 4 | | 4 | 2 | 1 | 7 | 6 | 3 | | 2 | 6 | 1 | 2 | 78 | 8.6 | 4 |
| | Total | | | 80 | 36 | 15 | 15 | 15 | 15 | 12 | 16 | 26 | 16 | 30 | 30 | 31 | 35 | 33 | 32 | 15 | 14 | 466 | 10.4 | 24 |
| (490-496) | CHRONIC OBSTRUCTIVE PULMONARY DIS.&ALLIED COND. | | | | | | | | | | | | | | | | | | | | | | | |
| | Q M | | | 34 | 12 | 2 | 4 | | | | | 1 | 2 | 3 | 2 | 3 | 11 | 4 | 4 | 4 | 2 | 88 | 8.6 | |
| | Q F | | | 19 | 10 | 1 | 4 | 1 | | 2 | 1 | 1 | 3 | 3 | 6 | 11 | 10 | 7 | 4 | 1 | | 84 | 8.5 | |
| | NQ M | | | 16 | 4 | | | 1 | 4 | 3 | 3 | 3 | 2 | 10 | 6 | 7 | 1 | 8 | 3 | 3 | 1 | 75 | 6.8 | |
| | NQ F | | | 13 | 2 | | 1 | 1 | 2 | | 3 | 2 | 1 | 3 | 8 | 1 | 2 | 6 | 8 | 2 | 1 | 56 | 6.4 | 1 |
| | Total | | | 82 | 28 | 3 | 9 | 3 | 6 | 5 | 7 | 7 | 8 | 19 | 22 | 22 | 24 | 25 | 19 | 10 | 4 | 303 | 7.7 | 1 |
| (500-508) | PNEUMOCONIOSES &OTH LUNG DIS.DUE TO EXTERNAL AGENTS | | | | | | | | | | | | | | | | | | | | | | | |
| | Q M | | | 10 | 2 | 2 | 2 | | | | | | 1 | 2 | 1 | 1 | 13 | 7 | 12 | 23 | 14 | 90 | 17.1 | 14 |
| | Q F | | | 6 | | 2 | 1 | | | | | 1 | | | 1 | 2 | 10 | 14 | 19 | 11 | 13 | 80 | 31.2 | 24 |
| | NQ M | | | 11 | 4 | | | 2 | | 1 | | | | | 2 | 2 | 4 | 6 | 9 | 2 | 6 | 49 | 21.6 | 13 |
| | NQ F | | | 9 | | 4 | | | | | | | 1 | 1 | | 1 | 1 | 1 | | 2 | 5 | 25 | 30.4 | 8 |
| | Total | | | 36 | 6 | 8 | 3 | 2 | | 1 | | 1 | 2 | 3 | 4 | 6 | 28 | 28 | 40 | 38 | 38 | 244 | 24.0 | 59 |

| ICD 9 CODE | DISHCHARGE DIAGNOSIS | NA | SEX | 0-4 | 5-9 | 10-14 | 15-19 | 20-24 | 25-29 | 30-34 | 35-39 | 40-44 | 45-49 | 50-54 | 55-59 | 60-64 | 65-69 | 70-74 | 75-79 | 80-84 | 85+ | SUM | AVG LOS | NO. OF DEATHS |
|---------------------------------------|---|----|-----|------------|-----------|-----------|------------|------------|------------|------------|------------|-----------|-----------|-----------|-----------|-----------|------------|------------|------------|-----------|-----------|-------------|-------------|---------------|
| (510-519) | OTHER DISEASES OF RESPIRATORY SYSTEM | | | | | | | | | | | | | | | | | | | | | | | |
| | Q M | | | 4 | 3 | 3 | 5 | 3 | 5 | 5 | | 2 | 2 | 5 | 2 | 3 | 3 | 4 | 6 | 4 | 2 | 61 | 55.0 | 3 |
| | Q F | | | 2 | | | 2 | 1 | 1 | 1 | | 1 | 1 | 9 | 4 | 8 | 11 | 8 | 2 | 4 | 1 | 56 | 9.2 | |
| | NQ M | | | 4 | 10 | | 4 | 16 | 13 | 11 | 12 | 8 | 9 | 15 | 12 | 12 | 6 | 5 | 2 | | | 139 | 18.4 | 6 |
| | NQ F | | | 2 | | | 1 | | 4 | 1 | 4 | | 4 | 1 | 2 | 7 | 2 | 4 | 5 | 5 | | 42 | 8.5 | 1 |
| | Total | | | 12 | 13 | 3 | 12 | 20 | 23 | 18 | 16 | 11 | 16 | 30 | 20 | 30 | 22 | 21 | 15 | 13 | 3 | 298 | 22.8 | 10 |
| Total of Major Group (460-519) | | | | 621 | 94 | 35 | 42 | 45 | 48 | 37 | 47 | 48 | 44 | 85 | 78 | 90 | 109 | 109 | 106 | 78 | 59 | 1775 | 13.1 | 94 |
| (520-579) | CHAPTER IX:DISEASES OF THE DIGESTIVE SYSTEM | | | | | | | | | | | | | | | | | | | | | | | |
| (520-529) | DISEASE OF ORAL CAVITY, SALIVARY GLANDS & JAWS | | | | | | | | | | | | | | | | | | | | | | | |
| | Q M | | | 1 | 1 | 3 | | 2 | | | 3 | 1 | 1 | 1 | | | 1 | | | | | 14 | 3.3 | |
| | Q F | | | 4 | 2 | 2 | 3 | 4 | | | | 2 | 1 | 3 | | 1 | | | 1 | 1 | | 24 | 3.8 | |
| | NQ M | | | 1 | 6 | 1 | | 3 | 4 | 3 | 2 | 4 | 1 | 3 | 1 | | | | | | | 29 | 4.9 | |
| | NQ F | | | 1 | | 1 | 1 | 1 | 2 | 2 | 1 | | 1 | | 1 | | 1 | | | | | 12 | 3.3 | |
| | Total | | | 7 | 9 | 7 | 4 | 10 | 6 | 5 | 6 | 7 | 4 | 7 | 2 | 1 | 2 | | 1 | 1 | | 79 | 4.1 | |
| (530-537) | DISEASES OF OESOPHAGUS,STOMACH AND DUODENUM | | | | | | | | | | | | | | | | | | | | | | | |
| | Q M | | | 14 | 5 | 2 | | 2 | | 1 | | 4 | 2 | 1 | 4 | 1 | 1 | 2 | 1 | 1 | 3 | 44 | 6.5 | |
| | Q F | | | 23 | 1 | 6 | 2 | | 2 | 2 | 3 | 2 | 1 | 3 | 1 | 3 | 1 | 3 | | 1 | 1 | 55 | 5.0 | 1 |
| | NQ M | | | 28 | 6 | 4 | 1 | 10 | 15 | 16 | 17 | 20 | 10 | 15 | 14 | 4 | 6 | 1 | | | | 167 | 4.6 | |
| | NQ F | | | 22 | 2 | 5 | 1 | 2 | 4 | 1 | | 2 | 1 | 2 | | 1 | 3 | 2 | | | | 48 | 4.4 | 1 |
| | Total | | | 87 | 14 | 17 | 4 | 14 | 21 | 20 | 20 | 28 | 14 | 21 | 19 | 9 | 11 | 8 | 1 | 2 | 4 | 314 | 4.9 | 2 |
| (540-543) | APPENDICITIS | | | | | | | | | | | | | | | | | | | | | | | |
| | Q M | | | 2 | 12 | 25 | 40 | 24 | 10 | 5 | 1 | 6 | 3 | 1 | 2 | 2 | 1 | | 1 | | | 135 | 3.0 | |
| | Q F | | | 2 | 5 | 11 | 18 | 8 | 7 | 5 | 3 | | 1 | 1 | | | | | | | | 61 | 2.9 | |
| | NQ M | | | 4 | 14 | 25 | 37 | 279 | 326 | 208 | 138 | 78 | 40 | 20 | 11 | 1 | | 1 | | | | 1182 | 2.5 | 1 |
| | NQ F | | | 1 | 16 | 15 | 17 | 30 | 30 | 17 | 15 | 8 | 7 | 2 | | 1 | | | | | | 159 | 2.5 | |
| | Total | | | 9 | 47 | 76 | 112 | 341 | 373 | 235 | 157 | 92 | 51 | 24 | 13 | 4 | 1 | 1 | 1 | | | 1537 | 2.5 | 1 |
| (550-553) | HERNIA OF ABDOMINAL CAVITY | | | | | | | | | | | | | | | | | | | | | | | |
| | Q M | | | 72 | 5 | 4 | 5 | 4 | 1 | 5 | 1 | 7 | 2 | 5 | 3 | 2 | 5 | 3 | 2 | | | 126 | 2.3 | |
| | Q F | | | 11 | 3 | | | | 2 | 10 | 5 | 11 | 7 | 6 | 4 | | 2 | 1 | | 1 | | 63 | 4.4 | |
| | NQ M | | | 57 | 7 | 1 | 1 | 9 | 17 | 11 | 13 | 13 | 23 | 13 | 13 | 18 | 10 | 6 | 3 | 1 | | 216 | 2.7 | |
| | NQ F | | | 13 | 1 | | | | 1 | 5 | 8 | 8 | 12 | 4 | 4 | 3 | 2 | 1 | | | | 62 | 3.5 | |
| | Total | | | 153 | 16 | 5 | 6 | 13 | 21 | 31 | 27 | 39 | 44 | 28 | 24 | 23 | 19 | 11 | 5 | 2 | | 467 | 2.9 | |
| (555-558) | NONINFECTIVE ENTERITIS & COLITIS | | | | | | | | | | | | | | | | | | | | | | | |
| | Q M | | | 19 | 7 | 9 | 3 | 1 | 2 | 1 | 1 | 4 | 2 | 2 | | | 3 | 1 | | | | 55 | 5.8 | |
| | Q F | | | 6 | 3 | 6 | 5 | 4 | | 2 | 1 | 1 | 1 | 1 | 2 | 2 | 2 | 1 | | | | 37 | 5.6 | 1 |
| | NQ M | | | 24 | 2 | 5 | 1 | 2 | 7 | 6 | 4 | 4 | 9 | 2 | 5 | 3 | | 1 | 1 | | | 76 | 7.4 | 2 |
| | NQ F | | | 9 | 3 | 3 | 1 | 2 | 3 | 2 | 2 | 4 | 1 | | 1 | 1 | 1 | 1 | | | 1 | 35 | 7.4 | |
| | Total | | | 58 | 15 | 23 | 10 | 9 | 12 | 11 | 8 | 13 | 13 | 5 | 8 | 6 | 6 | 4 | 1 | | 1 | 203 | 6.6 | 3 |

| ICD 9 CODE | DISCHARGE DIAGNOSIS | NA | SEX | 0-4 | 5-9 | 10-14 | 15-19 | 20-24 | 25-29 | 30-34 | 35-39 | 40-44 | 45-49 | 50-54 | 55-59 | 60-64 | 65-69 | 70-74 | 75-79 | 80-84 | 85+ | SUM | AVG LOS | NO. OF DEATHS |
|---------------------------------------|---|--------------|-----|------------|------------|------------|------------|------------|------------|------------|------------|------------|------------|------------|------------|------------|------------|-----------|-----------|-----------|-----------|-------------|-------------|---------------|
| (560-569) | OTH DISEASES OF INTESTINES & PERITONEUM | | | | | | | | | | | | | | | | | | | | | | | |
| | | Q | M | 12 | 3 | 3 | 6 | 9 | 5 | 3 | 11 | 6 | 8 | 6 | 9 | 5 | 4 | 7 | 2 | | 1 | 100 | 5.4 | 1 |
| | | Q | F | 3 | 4 | 3 | 3 | 4 | 5 | 2 | 6 | 3 | 8 | 3 | 1 | 1 | 7 | 4 | 4 | 1 | 3 | 65 | 7.0 | 2 |
| | | NQ | M | 12 | 4 | 1 | 4 | 18 | 30 | 27 | 24 | 27 | 27 | 22 | 19 | 12 | 5 | 1 | | 2 | | 235 | 5.3 | 2 |
| | | NQ | F | 8 | 5 | 2 | 1 | 3 | 7 | 5 | 5 | 5 | 7 | 11 | 3 | 6 | 5 | 2 | | | | 75 | 5.5 | 1 |
| | | Total | | 35 | 16 | 9 | 14 | 34 | 47 | 37 | 46 | 41 | 50 | 42 | 32 | 24 | 21 | 14 | 6 | 3 | 4 | 475 | 5.6 | 6 |
| (570-579) | OTHER DISEASES OF DIGESTIVE SYSTEM | | | | | | | | | | | | | | | | | | | | | | | |
| | | Q | M | 5 | 2 | | 5 | 8 | 8 | 15 | 9 | 17 | 17 | 14 | 8 | 14 | 13 | 10 | 13 | 4 | 5 | 167 | 8.1 | 9 |
| | | Q | F | 4 | 3 | 3 | 16 | 19 | 34 | 34 | 45 | 34 | 36 | 24 | 17 | 16 | 27 | 14 | 15 | 2 | 2 | 345 | 5.2 | 2 |
| | | NQ | M | 5 | 7 | 3 | 1 | 20 | 44 | 55 | 68 | 73 | 71 | 56 | 55 | 24 | 16 | 10 | 10 | 1 | 1 | 520 | 8.0 | 15 |
| | | NQ | F | 4 | 1 | | 4 | 21 | 49 | 55 | 48 | 46 | 49 | 33 | 24 | 24 | 18 | 9 | 2 | 3 | 3 | 393 | 4.3 | 4 |
| | | Total | | 18 | 13 | 6 | 26 | 68 | 135 | 159 | 170 | 170 | 173 | 127 | 104 | 78 | 74 | 43 | 40 | 10 | 11 | 1425 | 6.3 | 30 |
| Total of Major Group (520-579) | | | | 367 | 130 | 143 | 176 | 489 | 615 | 498 | 434 | 390 | 349 | 254 | 202 | 145 | 134 | 81 | 55 | 18 | 20 | 4500 | 4.5 | 42 |
| (580-629) | CHAPTER X:DISEASES OF THE GENITOURINARY SYSTEM | | | | | | | | | | | | | | | | | | | | | | | |
| (580-589) | NEPHRITIS, NEPHROTIC SYNDROME, & NEPHROSIS | | | | | | | | | | | | | | | | | | | | | | | |
| | | Q | M | 4 | 1 | 3 | | | 1 | | 1 | 1 | 4 | 3 | 1 | 4 | 6 | 5 | 3 | 3 | 2 | 42 | 25.3 | 4 |
| | | Q | F | 1 | 1 | 1 | 4 | | 2 | | 1 | 1 | 3 | 6 | 5 | 3 | 15 | 3 | 5 | 2 | 1 | 54 | 18.9 | 4 |
| | | NQ | M | 8 | 5 | 2 | 5 | 9 | 20 | 14 | 18 | 12 | 13 | 21 | 14 | 4 | 5 | 4 | 1 | | | 155 | 16.6 | 6 |
| | | NQ | F | 1 | 3 | 2 | 1 | 4 | 3 | 1 | 10 | 4 | 1 | 6 | 1 | 4 | 4 | 5 | | 1 | | 51 | 6.7 | |
| | | Total | | 14 | 10 | 8 | 10 | 13 | 26 | 15 | 30 | 18 | 21 | 36 | 21 | 15 | 30 | 17 | 9 | 6 | 3 | 302 | 16.5 | 14 |
| (590-599) | OTHER DISEASES OF URINARY SYSTEM | | | | | | | | | | | | | | | | | | | | | | | |
| | | Q | M | 12 | 5 | 11 | 6 | 10 | 17 | 10 | 9 | 9 | 9 | 7 | 8 | 7 | 8 | 19 | 17 | 7 | 9 | 180 | 7.5 | |
| | | Q | F | 21 | 6 | 9 | 4 | 3 | 12 | 6 | 4 | 6 | 9 | 18 | 13 | 8 | 10 | 11 | 10 | | 7 | 157 | 7.4 | |
| | | NQ | M | 33 | 5 | 2 | 6 | 48 | 115 | 103 | 107 | 98 | 80 | 71 | 55 | 25 | 13 | 10 | 7 | 2 | 4 | 784 | 5.6 | |
| | | NQ | F | 30 | 6 | 7 | 7 | 8 | 6 | 11 | 15 | 14 | 22 | 14 | 5 | 11 | 8 | 3 | 5 | 2 | 1 | 175 | 6.3 | |
| | | Total | | 96 | 22 | 29 | 23 | 69 | 150 | 130 | 135 | 127 | 120 | 110 | 81 | 51 | 39 | 43 | 39 | 11 | 21 | 1296 | 6.2 | |
| (600-608) | DISEASES OF MALE GENITAL ORGANS | | | | | | | | | | | | | | | | | | | | | | | |
| | | Q | M | 4 | | | 8 | 6 | 1 | 2 | 1 | 2 | 9 | 1 | 7 | 9 | 12 | 18 | 12 | 1 | 3 | 96 | 7.2 | |
| | | NQ | M | 9 | 7 | 5 | 7 | 27 | 16 | 12 | 9 | 13 | 9 | 17 | 18 | 28 | 20 | 7 | 2 | 2 | 4 | 212 | 6.5 | |
| | | Total | | 13 | 7 | 5 | 15 | 33 | 17 | 14 | 10 | 15 | 18 | 18 | 25 | 37 | 32 | 25 | 14 | 3 | 7 | 308 | 6.7 | |
| (610-611) | DISORDERS OF BREAST | | | | | | | | | | | | | | | | | | | | | | | |
| | | Q | M | 2 | | | | 2 | | | | 1 | | | | | | | | | | 5 | 2.8 | |
| | | Q | F | 3 | | | 2 | 6 | 1 | 4 | 1 | 1 | | 4 | 1 | 1 | | | | | | 24 | 3.7 | |
| | | NQ | M | 1 | | | | 2 | 1 | 1 | 1 | | | | | | | | | | | 6 | 2.0 | |
| | | NQ | F | | | | | 5 | 4 | 3 | 7 | 3 | 1 | 3 | 1 | 1 | 1 | | | | | 29 | 3.2 | |
| | | Total | | 6 | | | 2 | 15 | 6 | 8 | 9 | 5 | 1 | 7 | 2 | 2 | 1 | | | | | 64 | 3.3 | |

| ICD 9 CODE | DISHCHARGE DIAGNOSIS | NA | SEX | 0-4 | 5-9 | 10-14 | 15-19 | 20-24 | 25-29 | 30-34 | 35-39 | 40-44 | 45-49 | 50-54 | 55-59 | 60-64 | 65-69 | 70-74 | 75-79 | 80-84 | 85+ | SUM | AVG LOS | NO. OF DEATHS | | |
|--------------------------------|--|----|-------|-----|-----|-------|-------|-------|-------|-------|-------|-------|-------|-------|-------|-------|-------|-------|-------|-------|-----|-----|---------|---------------|-----|--|
| (614-616) | INFLAMATORY DISEASE OF FEMALE PELVIC ORGANS | | | | | | | | | | | | | | | | | | | | | | | | | |
| | | | Q F | | | | | 1 | 1 | | | | | | | | | | | | | | 2 | 2.5 | | |
| | | | NQ F | 1 | | 1 | | 1 | | | 1 | 2 | | | | | | | | | | | 6 | 1.8 | | |
| | | | Total | 1 | | 1 | | 2 | 1 | | 1 | 2 | | | | | | | | | | | 8 | 2.0 | | |
| (617-629) | OTHER DISORDERS OF FEMALE GENITAL TRACT | | | | | | | | | | | | | | | | | | | | | | | | | |
| | | | Q F | | | 1 | 1 | | 1 | 2 | 2 | 3 | 2 | 1 | | | 1 | 1 | 1 | | | | 16 | 6.0 | | |
| | | | NQ F | 1 | | 1 | 1 | 1 | 5 | 2 | 4 | 2 | 1 | 3 | 1 | | | | | | | | 22 | 2.5 | | |
| | | | Total | 1 | | 2 | 2 | 1 | 6 | 4 | 6 | 5 | 3 | 4 | 1 | | 1 | 1 | 1 | | | | 38 | 4.0 | | |
| Total of Major Group (580-629) | | | | 131 | 39 | 45 | 52 | 133 | 206 | 171 | 191 | 172 | 163 | 175 | 130 | 105 | 103 | 86 | 63 | 20 | 31 | | 2016 | 7.7 | 14 | |
| (630-679) | CHAPTER XI:COMPLI.OF PERGNANCY,CHILDBIRTH & PUERPERIUM | | | | | | | | | | | | | | | | | | | | | | | | | |
| (630-639) | PREGNANCY WITH ABORTIVE OUTCOME | | | | | | | | | | | | | | | | | | | | | | | | | |
| | | | NQ F | | | | | | | | 2 | | | | | | | | | | | | 2 | 7.0 | | |
| | | | Total | | | | | | | | 2 | | | | | | | | | | | | 2 | 7.0 | | |
| (640-648) | COMPLICATIONS MAINLY RELATED TO PREGNANCY | | | | | | | | | | | | | | | | | | | | | | | | | |
| | | | NQ F | | | | | 1 | 1 | | | | | | | | | | | | | | | 2 | 2.5 | |
| | | | Total | | | | | 1 | 1 | | | | | | | | | | | | | | | 2 | 2.5 | |
| (660-669) | COMPLICATIONS OCCURING MAINLY RELATED TO LABOUR & DELIVERY | | | | | | | | | | | | | | | | | | | | | | | | | |
| | | | Q F | | | | | | | 1 | | | | | | | | | | | | | | 1 | 1.0 | |
| | | | NQ F | | | | | 1 | 2 | | | | | | | | | | | | | | | 3 | 5.0 | |
| | | | Total | | | | | 1 | 3 | | | | | | | | | | | | | | | 4 | 4.0 | |
| (670-676) | COMPLICATIONS OF THE PUERPERIUM | | | | | | | | | | | | | | | | | | | | | | | | | |
| | | | Q F | | | | | 1 | | | 1 | | | | | | | | | | | | | 2 | 2.0 | |
| | | | NQ F | | | | | 1 | 1 | | | 1 | | | | | | | | | | | | 3 | 4.0 | |
| | | | Total | | | | | 1 | 2 | | 1 | 1 | | | | | | | | | | | | 5 | 3.2 | |
| Total of Major Group (630-679) | | | | | | | | 2 | 4 | 5 | 1 | 1 | | | | | | | | | | | | 13 | 3.9 | |
| (680-709) | CHAPTER XII:DISEASES OF THE SKIN & SUBCUTANEOUS TISSUE | | | | | | | | | | | | | | | | | | | | | | | | | |
| (680-686) | INFECTIONS OF SKIN & SUBCUTANEOUS TISSUE | | | | | | | | | | | | | | | | | | | | | | | | | |
| | | | Q M | 21 | 3 | 2 | 17 | 15 | 4 | 2 | 11 | 4 | 8 | 7 | 2 | 2 | 5 | 2 | 2 | 1 | | | 108 | 5.0 | | |
| | | | Q F | 8 | 3 | 3 | 3 | | 1 | 4 | 1 | 1 | 6 | 4 | 2 | 5 | 5 | 1 | 1 | | | 1 | 49 | 7.5 | | |
| | | | NQ M | 19 | 8 | 2 | 12 | 59 | 51 | 29 | 32 | 20 | 27 | 18 | 16 | 8 | 3 | 1 | 1 | | | | 306 | 4.5 | | |
| | | | NQ F | 23 | 5 | 2 | 7 | 11 | 7 | 6 | 4 | 6 | 2 | 8 | 5 | 1 | 2 | | | | | 2 | 91 | 4.1 | | |
| | | | Total | 71 | 19 | 9 | 39 | 85 | 63 | 41 | 48 | 31 | 43 | 37 | 25 | 16 | 15 | 4 | 4 | 1 | 3 | | 554 | 4.8 | | |
| (690-698) | INFECTIONS OF SKIN & SUBCUTANEOUS TISSUE | | | | | | | | | | | | | | | | | | | | | | | | | |
| | | | NQ F | 1 | | | | | | | | | | | | | | | | | | | | 1 | 3.0 | |
| | | | Total | 1 | | | | | | | | | | | | | | | | | | | | 1 | 3.0 | |

| ICD 9 CODE | DISHCHARGE DIAGNOSIS | NA | SEX | 0-4 | 5-9 | 10-14 | 15-19 | 20-24 | 25-29 | 30-34 | 35-39 | 40-44 | 45-49 | 50-54 | 55-59 | 60-64 | 65-69 | 70-74 | 75-79 | 80-84 | 85+ | SUM | AVG LOS | NO. OF DEATHS |
|---------------|----------------------|----|-----|-----|-----|-------|-------|-------|-------|-------|-------|-------|-------|-------|-------|-------|-------|-------|-------|-------|-----|-----|------------|------------------|
|---------------|----------------------|----|-----|-----|-----|-------|-------|-------|-------|-------|-------|-------|-------|-------|-------|-------|-------|-------|-------|-------|-----|-----|------------|------------------|

(690-698) OTH INFL. COND. OF SKIN & SUBCUTANEOUS TISSUE

| | | | | | | | | | | | | | | | | | | | | | | | | | |
|--------------|----------|----------|--|----------|----------|--|--|--|----------|----------|--|--|----------|----------|--|----------|--|----------|--|--|--|-----------|------------|-----|--|
| Q M | 1 | | | | | | | | | | | | | | | | | 1 | | | | | 2 | 6.0 | |
| Q F | | | | 1 | | | | | 1 | | | | 1 | | | 1 | | | | | | | 4 | 6.8 | |
| NQ M | | 1 | | | | | | | | 1 | | | | 1 | | | | | | | | | 3 | 4.3 | |
| NQ F | 2 | 1 | | | 1 | | | | | 2 | | | | | | 1 | | | | | | | 7 | 4.0 | |
| Total | 3 | 2 | | 1 | 1 | | | | 2 | 2 | | | 1 | 1 | | 2 | | 1 | | | | 16 | 5.0 | | |

(700-709) OTH DISEASES OF SKIN & SUBCUTANEOUS TISSUE

| | | | | | | | | | | | | | | | | | | | | | | | | |
|--------------|----------|----------|----------|----------|----------|----------|----------|---|--|----------|----------|----------|----------|----------|----------|----------|----------|----------|----------|----------|-----------|-------------|------|--|
| Q M | | | | | 1 | | | | | 1 | 1 | | | | | 2 | | 2 | 2 | 1 | 1 | 11 | 37.7 | |
| Q F | | | | | | | | 2 | | | | | 3 | 1 | | 1 | 1 | 1 | 2 | 1 | | 12 | 15.0 | |
| NQ M | | | 1 | | | | 1 | | | 2 | | | | 2 | 1 | | | | | | | 7 | 3.1 | |
| NQ F | 1 | 2 | | | 1 | | 2 | | | | | | | 1 | | | | | | | | 7 | 3.0 | |
| Total | 1 | 2 | 1 | 1 | 1 | 1 | 5 | | | 3 | 1 | 3 | 4 | 1 | 3 | 1 | 3 | 4 | 2 | 1 | 37 | 17.2 | | |

Total of Major Group (680-709)

| | | | | | | | | | | | | | | | | | | | | |
|-----------|-----------|-----------|-----------|-----------|-----------|-----------|-----------|-----------|-----------|-----------|-----------|-----------|-----------|----------|----------|----------|----------|------------|------------|--|
| 76 | 23 | 10 | 41 | 87 | 68 | 43 | 53 | 32 | 47 | 42 | 26 | 21 | 16 | 8 | 8 | 3 | 4 | 608 | 5.6 | |
|-----------|-----------|-----------|-----------|-----------|-----------|-----------|-----------|-----------|-----------|-----------|-----------|-----------|-----------|----------|----------|----------|----------|------------|------------|--|

(710-739) CHAPTER XIII:DISEASES OF MUSCULOSKELETAL SYS.& CONNECT.TISSUE

(710-719) ARTHROPATHIES & RELATED DISORDERS

| | | | | | | | | | | | | | | | | | | | | | | | |
|--------------|-----------|-----------|-----------|-----------|-----------|-----------|-----------|-----------|-----------|-----------|-----------|-----------|-----------|-----------|----------|----------|----------|----------|------------|------------|----------|------|---|
| Q M | 7 | 3 | 4 | 2 | 13 | 14 | 8 | 9 | 3 | 4 | 1 | 3 | 1 | 2 | 1 | 2 | 1 | 1 | | | 79 | 11.1 | 1 |
| Q F | 4 | 1 | 1 | | 3 | 2 | | 1 | 5 | 6 | 11 | 13 | 7 | 9 | 2 | 3 | | | | | 68 | 12.4 | |
| NQ M | 3 | 6 | 4 | 5 | 13 | 27 | 14 | 13 | 8 | 10 | 8 | 6 | 6 | 1 | 3 | | | | | | 127 | 7.1 | |
| NQ F | 2 | 3 | 2 | 4 | 2 | 2 | 9 | 3 | 7 | 3 | 4 | 1 | 9 | 7 | 1 | 2 | 2 | | | | 63 | 9.6 | |
| Total | 16 | 13 | 11 | 11 | 31 | 45 | 31 | 26 | 23 | 23 | 24 | 23 | 23 | 19 | 7 | 7 | 3 | 1 | 337 | 9.6 | 1 | | |

(720-724) DORSOPATHIES

| | | | | | | | | | | | | | | | | | | | | | | | |
|--------------|----------|----------|----------|----------|-----------|-----------|-----------|-----------|-----------|-----------|-----------|-----------|----------|----------|---|--|--|--|--|------------|------------|----------|---|
| Q M | | | | | | 11 | 6 | 2 | 3 | 5 | 2 | 2 | 3 | | | | | | | | 34 | 5.9 | |
| Q F | | 2 | | | | 1 | 4 | 10 | 7 | 3 | 3 | 2 | 3 | | | | | | | | 35 | 7.6 | |
| NQ M | | 1 | 1 | | 6 | 10 | 15 | 28 | 31 | 28 | 21 | 10 | 9 | 2 | 1 | | | | | | 163 | 7.9 | 1 |
| NQ F | | | | 1 | 2 | 1 | 9 | 7 | 11 | 3 | 9 | 10 | 3 | 3 | 4 | | | | | | 63 | 7.3 | |
| Total | 3 | 1 | 1 | 8 | 23 | 34 | 47 | 52 | 39 | 35 | 24 | 18 | 5 | 5 | | | | | | 295 | 7.5 | 1 | |

(725-729) RHEUMATISM, EXCLUDING THE BACK

| | | | | | | | | | | | | | | | | | | | | | | | |
|--------------|-----------|-----------|----------|----------|----------|-----------|----------|----------|----------|-----------|-----------|----------|----------|----------|----------|--|--|--|--|------------|------------|----------|---|
| Q M | 2 | 3 | 2 | 2 | 2 | 4 | | 2 | 1 | 4 | 1 | 2 | 2 | | 1 | | | | | | 28 | 7.4 | 2 |
| Q F | 4 | 1 | 2 | | | 2 | | 1 | 2 | 3 | 4 | 2 | 1 | 2 | 1 | | | | | | 25 | 4.6 | |
| NQ M | 4 | 2 | 2 | | 3 | 1 | 7 | 3 | 3 | 2 | 4 | 1 | | 1 | | | | | | | 33 | 7.3 | |
| NQ F | 2 | 4 | 1 | 2 | | 3 | | | 2 | 1 | 1 | 2 | | | | | | | | | 18 | 3.6 | |
| Total | 12 | 10 | 7 | 4 | 5 | 10 | 7 | 6 | 8 | 10 | 10 | 7 | 3 | 3 | 2 | | | | | 104 | 6.0 | 2 | |

(730-739) OSTEOPATHIES, CHONDROPATHIES & ACQUIRED MUS.SKELETAL DEFORMITIES

| | | | | | | | | | | | | | | | | | | | | | | | |
|--------------|-----------|-----------|-----------|-----------|----------|-----------|-----------|-----------|----------|----------|-----------|----------|----------|----------|----------|----------|----------|--|---|------------|-------------|------|--|
| Q M | 4 | 4 | 3 | 5 | 1 | 2 | 2 | | | 3 | | | | 1 | 1 | 2 | | | | | 29 | 10.1 | |
| Q F | 4 | | 6 | 1 | | 1 | 2 | 1 | 2 | | | 2 | 2 | | | | | | 1 | | 22 | 12.6 | |
| NQ M | 3 | 10 | 5 | 4 | 7 | 8 | 13 | 9 | 3 | 6 | 11 | 2 | 1 | | | | | | | | 82 | 15.9 | |
| NQ F | 2 | 5 | 9 | 4 | 1 | 2 | 1 | 2 | 1 | 3 | 1 | 2 | 4 | 2 | 1 | | | | | | 40 | 17.1 | |
| Total | 13 | 19 | 23 | 14 | 9 | 13 | 18 | 12 | 9 | 9 | 14 | 6 | 6 | 3 | 3 | 1 | 1 | | | 173 | 14.8 | | |

| ICD 9 CODE | DISHCHARGE DIAGNOSIS | NA | SEX | 0-4 | 5-9 | 10-14 | 15-19 | 20-24 | 25-29 | 30-34 | 35-39 | 40-44 | 45-49 | 50-54 | 55-59 | 60-64 | 65-69 | 70-74 | 75-79 | 80-84 | 85+ | SUM | AVG LOS | NO. OF DEATHS | |
|---------------------------------------|---|------------|------------|------------|-----------|-----------|-----------|-----------|-----------|-----------|-----------|-----------|-----------|-----------|-----------|-----------|-----------|----------|----------|-------------|------------|-------------|------------|---------------|----------|
| Total of Major Group (710-739) | | | | 41 | 45 | 42 | 30 | 53 | 91 | 90 | 91 | 92 | 81 | 83 | 60 | 50 | 30 | 17 | 8 | 4 | 1 | 909 | 9.5 | 4 | |
| (740-759) | CHAPTER XIV: CONGENITAL ANOMALIES | | | | | | | | | | | | | | | | | | | | | | | | |
| (740-759) | CONGENITAL ANOMALIES | | | | | | | | | | | | | | | | | | | | | | | | |
| | Q M | 65 | 26 | 11 | 6 | 1 | 1 | | | | 2 | | | | | 1 | | | | | | | 113 | 5.9 | |
| | Q F | 50 | 11 | 6 | 6 | 1 | 3 | 1 | 1 | 2 | 1 | | | | | | | | | | | | 82 | 7.5 | 2 |
| | NQ M | 108 | 19 | 7 | 8 | 8 | 13 | 7 | 7 | 2 | 1 | | | 3 | | 1 | | | | | | | 184 | 7.4 | 2 |
| | NQ F | 68 | 10 | 7 | 1 | 2 | 2 | 6 | 1 | 3 | | | | | | | | | | | | | 100 | 6.9 | 2 |
| | Total | 291 | 66 | 31 | 21 | 12 | 19 | 14 | 9 | 9 | 2 | | | 3 | 1 | 1 | | | | | | 479 | 7.0 | 6 | |
| Total of Major Group (740-759) | | | | 291 | 66 | 31 | 21 | 12 | 19 | 14 | 9 | 9 | 2 | | 3 | 1 | 1 | | | | | | 479 | 7.0 | 6 |
| (760-779) | CHAPTER XV: CERTAIN CONDITIONS ORIGINATING IN PERINATAL PERIOD | | | | | | | | | | | | | | | | | | | | | | | | |
| (760-779) | CERTAIN CONDITIONS ORIGINATING IN PERINATAL PERIOD | | | | | | | | | | | | | | | | | | | | | | | | |
| | Q M | 50 | 1 | | | | | | | | | | | | | | | | | | | | 51 | 6.3 | |
| | Q F | 33 | | | | | | | | | | | | | | | | | | | | | 33 | 6.4 | |
| | NQ M | 60 | | | | | | | | | | | | | | | | | | | | | 60 | 12.5 | |
| | NQ F | 49 | | | | | | | | | | | | | | | | | | | | | 49 | 6.8 | 2 |
| | Total | 192 | 1 | | | | | | | | | | | | | | | | | | | | 193 | 8.4 | 2 |
| Total of Major Group (760-779) | | | | 192 | 1 | | | | | | | | | | | | | | | | | | 193 | 8.4 | 2 |
| (780-799) | CHAPTER XVI: SYMPTOMS, SIGNS, AND ILL-DEFINED CONDITIONS | | | | | | | | | | | | | | | | | | | | | | | | |
| (780-789) | SYMPTOMS, SIGNS, & ILL-DEFINED CONDITIONS | | | | | | | | | | | | | | | | | | | | | | | | |
| | Q M | 62 | 41 | 30 | 7 | 12 | 12 | 6 | 6 | 10 | 4 | 3 | 9 | 6 | 9 | 6 | 4 | 6 | 1 | 234 | 3.9 | 1 | | | |
| | Q F | 48 | 30 | 26 | 10 | 10 | 8 | 6 | 6 | 5 | 12 | 13 | 13 | 9 | 5 | 9 | 4 | 2 | | 216 | 4.2 | 2 | | | |
| | NQ M | 88 | 47 | 37 | 6 | 20 | 39 | 23 | 23 | 25 | 33 | 22 | 17 | 9 | 4 | 9 | 5 | | | 407 | 3.5 | 2 | | | |
| | NQ F | 59 | 36 | 23 | 15 | 10 | 14 | 14 | 13 | 14 | 8 | 6 | 6 | 7 | 4 | 2 | 2 | | 1 | 234 | 4.0 | 2 | | | |
| | Total | 257 | 154 | 116 | 38 | 52 | 73 | 49 | 48 | 54 | 57 | 44 | 45 | 31 | 22 | 26 | 15 | 8 | 2 | 1091 | 3.8 | 7 | | | |
| (790-796) | NONSPECIFIC ABNORMAL FINDINGS | | | | | | | | | | | | | | | | | | | | | | | | |
| | Q M | 2 | | | 1 | | | 1 | | 2 | 3 | 1 | 1 | 1 | 3 | 1 | 1 | 1 | | 18 | 6.9 | | | | |
| | Q F | 2 | | 1 | 1 | | | | 2 | | | 1 | 1 | 1 | 1 | | 2 | 2 | 1 | 15 | 11.9 | 1 | | | |
| | NQ M | 3 | 1 | 1 | 1 | 2 | | | 2 | 1 | 2 | 1 | 4 | | 1 | 1 | 2 | 2 | | 24 | 5.9 | | | | |
| | NQ F | 2 | | | | | | 4 | | 2 | | 1 | | 1 | | | | 1 | | 11 | 7.7 | | | | |
| | Total | 9 | 1 | 2 | 3 | 2 | | 5 | 4 | 5 | 5 | 4 | 6 | 3 | 5 | 2 | 5 | 6 | 1 | 68 | 7.8 | 1 | | | |
| (797-799) | ILL-DEFINED & UNKNOWN CAUSES OF MORB. & MORT | | | | | | | | | | | | | | | | | | | | | | | | |
| | Q M | | | | | | | | 1 | | | | | | | 1 | | | | | | 2 | 4.5 | | |
| | Q F | 1 | 1 | | | | | | | | | | | | | | | | | | | 2 | 12.0 | | |
| | NQ M | | | | | | | | | | | | | | | | | | 1 | 1 | | 52.0 | 1 | | |
| | NQ F | | | | | | | | | | | | 1 | | | | | | | | 1 | 10.0 | 1 | | |
| | Total | 1 | 1 | | | | | | 1 | | | | | 1 | | 1 | | | | 1 | 6 | 15.8 | 2 | | |

| | | | | | | | | | | | | | | | | | | | | | | | | |
|--------------------------------|--|--|--|-----|-----|-----|----|----|----|----|----|----|----|----|----|----|----|----|----|----|---|------|-----|----|
| Total of Major Group (780-799) | | | | 267 | 156 | 118 | 41 | 54 | 73 | 54 | 53 | 59 | 62 | 48 | 52 | 34 | 28 | 28 | 20 | 14 | 4 | 1165 | 4.1 | 10 |
|--------------------------------|--|--|--|-----|-----|-----|----|----|----|----|----|----|----|----|----|----|----|----|----|----|---|------|-----|----|

(800-999) CHAPTER XVII:INJURY AND POISONING

(800-804) FRACTURE OF SKULL

| | | | | | | | | | | | | | | | | | | | | | | | | | |
|-------|---|----|----|---|----|----|----|----|----|----|----|----|---|---|---|---|--|--|--|--|----|-----|------|------|---|
| Q | M | 12 | 6 | 3 | 11 | 8 | 6 | 2 | 2 | 3 | | | | | | 2 | | | | | | | 55 | 6.3 | 4 |
| Q | F | 6 | 2 | 1 | 1 | 1 | 2 | | | | | | | 1 | | | | | | | | | 14 | 10.2 | |
| NQ | M | 13 | 8 | 3 | 11 | 42 | 59 | 51 | 32 | 29 | 15 | 11 | 7 | 1 | 1 | 1 | | | | | 13 | 297 | 11.4 | 24 | |
| NQ | F | 9 | 1 | 2 | | 3 | | 2 | 1 | 1 | | | | | | | | | | | | | 19 | 7.7 | 3 |
| Total | | 40 | 17 | 9 | 23 | 54 | 67 | 55 | 35 | 33 | 15 | 12 | 7 | 3 | 1 | 1 | | | | | 13 | 385 | 10.5 | 31 | |

(805-809) FRACTURE OF SPINE & TRUNK

| | | | | | | | | | | | | | | | | | | | | | | | | | |
|-------|---|---|---|---|----|----|----|----|----|----|----|----|----|----|---|---|---|--|---|---|--|--|-----|------|---|
| Q | M | | | 1 | 14 | 16 | 11 | 5 | 3 | 3 | 1 | 5 | 3 | 6 | 2 | 3 | | | 2 | | | | 75 | 10.0 | |
| Q | F | | | | 2 | | 1 | | 4 | 1 | 2 | 1 | 2 | | 3 | | | | 1 | | | | 17 | 13.3 | |
| NQ | M | 2 | 3 | 2 | 6 | 42 | 71 | 58 | 47 | 51 | 23 | 27 | 11 | 5 | 2 | 1 | | | 1 | 2 | | | 354 | 13.8 | 4 |
| NQ | F | | 1 | | 2 | 9 | 5 | 8 | 5 | 4 | 4 | 4 | 3 | 1 | 1 | | | | 1 | 1 | | | 49 | 15.6 | |
| Total | | 2 | 4 | 3 | 24 | 67 | 88 | 71 | 59 | 59 | 30 | 37 | 19 | 12 | 8 | 4 | 1 | | 5 | 2 | | | 495 | 13.4 | 4 |

(810-819) FRACTURE OF UPPER LIMB

| | | | | | | | | | | | | | | | | | | | | | | | | | |
|-------|---|----|----|----|----|----|----|----|----|----|----|----|----|----|---|---|--|--|--|--|--|--|-----|-----|--|
| Q | M | 6 | 11 | 14 | 16 | 8 | 6 | 2 | 1 | 2 | 6 | 1 | | 3 | 2 | 2 | | | | | | | 80 | 5.1 | |
| Q | F | 2 | 4 | 4 | | 1 | 2 | 2 | | | 1 | 1 | 1 | | | 3 | | | | | | | 21 | 5.3 | |
| NQ | M | 9 | 18 | 17 | 16 | 41 | 71 | 54 | 50 | 36 | 14 | 12 | 10 | 6 | | | | | | | | | 354 | 6.0 | |
| NQ | F | 7 | 11 | 5 | 2 | 4 | 9 | 2 | 2 | 4 | 3 | 3 | 3 | 1 | 1 | | | | | | | | 57 | 3.5 | |
| Total | | 24 | 44 | 40 | 34 | 54 | 88 | 60 | 53 | 42 | 24 | 17 | 14 | 10 | 3 | 5 | | | | | | | 512 | 5.6 | |

(820-829) FRACTURE OF LOWER LIMB

| | | | | | | | | | | | | | | | | | | | | | | | | | |
|-------|---|----|----|----|----|-----|-----|-----|-----|----|----|----|----|----|---|----|----|---|---|--|---|-----|------|------|---|
| Q | M | 2 | 8 | 10 | 21 | 18 | 14 | 3 | 6 | 3 | 2 | 2 | 2 | 1 | 1 | 2 | 3 | | | | 4 | 102 | 16.2 | | |
| Q | F | 1 | 6 | 2 | 3 | 3 | 5 | | 2 | 3 | 2 | 1 | 5 | 6 | 2 | 6 | 7 | 2 | | | | | 56 | 18.9 | 1 |
| NQ | M | 6 | 10 | 13 | 23 | 83 | 141 | 119 | 110 | 64 | 44 | 33 | 10 | 14 | 3 | 4 | 4 | 2 | 3 | | | | 686 | 10.6 | 1 |
| NQ | F | 3 | 6 | 1 | 1 | 5 | 2 | 7 | 5 | 11 | 9 | 6 | 3 | 6 | 3 | 6 | 6 | 3 | 2 | | | | 85 | 15.6 | |
| Total | | 12 | 30 | 26 | 48 | 109 | 162 | 129 | 123 | 81 | 57 | 42 | 20 | 27 | 9 | 18 | 20 | 7 | 9 | | | | 929 | 12.2 | 2 |

(830-839) DISLOCATION

| | | | | | | | | | | | | | | | | | | | | | | | | | |
|-------|---|---|---|---|---|---|---|---|---|---|--|---|--|--|--|--|--|--|--|--|--|--|----|------|--|
| Q | M | 1 | 1 | | | 3 | 1 | | | | | | | | | | | | | | | | 6 | 5.5 | |
| NQ | M | | 1 | 1 | 1 | 1 | 7 | 2 | 4 | 4 | | 1 | | | | | | | | | | | 22 | 5.8 | |
| NQ | F | | | | | | | | | 2 | | | | | | | | | | | | | 2 | 13.0 | |
| Total | | 1 | 2 | 1 | 1 | 4 | 8 | 2 | 4 | 6 | | 1 | | | | | | | | | | | 30 | 6.2 | |

(840-848) SPRAINS & STRAINS OF JOINTS & ADJACENT MUSCLES

| | | | | | | | | | | | | | | | | | | | | | | | | | |
|-------|---|--|---|--|---|---|----|---|---|---|---|---|--|--|--|---|--|--|--|--|--|--|----|-----|--|
| Q | M | | | | | 1 | 1 | 2 | | | | | | | | | | | | | | | 4 | 7.3 | |
| Q | F | | | | | 1 | 2 | | 1 | | | | | | | 1 | | | | | | | 5 | 4.2 | |
| NQ | M | | 1 | | 1 | 2 | 6 | 7 | 1 | 2 | 3 | 2 | | | | | | | | | | | 25 | 3.4 | |
| NQ | F | | | | | | 1 | | 1 | | | | | | | | | | | | | | 2 | 7.5 | |
| Total | | | 1 | | 1 | 4 | 10 | 9 | 3 | 2 | 3 | 2 | | | | 1 | | | | | | | 36 | 4.2 | |

| ICD 9 CODE | DISHCHARGE DIAGNOSIS | NA | SEX | 0-4 | 5-9 | 10-14 | 15-19 | 20-24 | 25-29 | 30-34 | 35-39 | 40-44 | 45-49 | 50-54 | 55-59 | 60-64 | 65-69 | 70-74 | 75-79 | 80-84 | 85+ | SUM | AVG LOS | NO. OF DEATHS | |
|------------|---|----|-----|-----------|----------|----------|-----------|-----------|-----------|-----------|-----------|-----------|-----------|----------|----------|----------|----------|----------|----------|----------|----------|------------|-------------|---------------|----------|
| (850-854) | INTRACRANIAL INJURY EXCLUDING THOSE W SKULL FRACTURE | | | | | | | | | | | | | | | | | | | | | | | | |
| | Q M | | | | 2 | 3 | 8 | 6 | 2 | 2 | | 2 | 1 | | | | 1 | 1 | | 1 | | | 29 | 24.0 | 3 |
| | Q F | | | 1 | 1 | | 1 | 2 | 1 | 2 | | | | | | | | 1 | 2 | | | | 11 | 7.4 | 2 |
| | NQ M | | | 2 | 2 | 1 | 4 | 14 | 17 | 17 | 17 | 8 | 9 | 7 | 4 | 4 | 1 | 1 | 1 | | | 3 | 112 | 27.9 | 10 |
| | NQ F | | | 1 | | | | 1 | 1 | | | 2 | | | | | | | | | | | 5 | 39.4 | |
| | Total | | | 4 | 5 | 4 | 13 | 23 | 21 | 21 | 17 | 12 | 10 | 7 | 4 | 4 | 2 | 3 | 3 | 1 | 3 | 157 | 26.1 | 15 | |
| (850-854) | SPRAINS & STRAINS OF JOINTS & ADJACENT MUSCLES | | | | | | | | | | | | | | | | | | | | | | | | |
| | Q M | | | | 2 | 1 | | | | | | | | | | | | | | | | | 3 | 2.7 | |
| | NQ M | | | 2 | | | | | 1 | | | 2 | | | 1 | | | | | | | | 6 | 6.2 | 1 |
| | NQ F | | | | | | | | | | | 1 | | | | | | | | | | | 1 | 1.0 | |
| | Total | | | 2 | 2 | 1 | | | 1 | | | 3 | | | 1 | | | | | | | | 10 | 4.6 | 1 |
| (860-869) | INTERNAL INJURY OF CHEST ,ABDOMEN ,& PELVIS | | | | | | | | | | | | | | | | | | | | | | | | |
| | Q M | | | | 1 | 3 | 1 | 3 | 1 | 3 | | 1 | | | | | 1 | | | | | 1 | 15 | 5.1 | |
| | Q F | | | 3 | 1 | | | | | | 1 | | | | | | | 1 | | | | | 6 | 4.3 | |
| | NQ M | | | | 2 | 1 | 5 | 16 | 24 | 20 | 19 | 8 | 8 | 3 | 1 | | 1 | | | | | 5 | 113 | 9.1 | 7 |
| | NQ F | | | | 1 | | | 2 | | | 1 | 1 | | 2 | | | | | | | | | 7 | 12.3 | |
| | Total | | | 3 | 5 | 4 | 6 | 21 | 25 | 23 | 21 | 10 | 8 | 5 | 1 | | 2 | 1 | | | | 6 | 141 | 8.6 | 7 |
| (870-879) | OPEN WOUND OF HEAD,NECK ,& TRUNCK | | | | | | | | | | | | | | | | | | | | | | | | |
| | Q M | | | 2 | 2 | 1 | 3 | 2 | 1 | | | 1 | | | | | | | | | | | 12 | 4.2 | |
| | Q F | | | 1 | 1 | | | | 1 | | | | 1 | | | | | | | | | | 4 | 2.3 | |
| | NQ M | | | 5 | 2 | | 2 | 10 | 7 | 12 | 9 | 7 | | 1 | | | 1 | | | | | 1 | 57 | 3.7 | |
| | NQ F | | | 2 | 1 | | | 1 | | | | | | | | | | | | | | | 4 | 2.0 | |
| | Total | | | 10 | 6 | 1 | 5 | 13 | 9 | 12 | 9 | 8 | 1 | 1 | | | 1 | | | | | 1 | 77 | 3.6 | |
| (880-887) | OPEN WOUND OF UPPER LIMB | | | | | | | | | | | | | | | | | | | | | | | | |
| | Q M | | | | | | 1 | | | | | | | | | | | | | | | | 1 | 1.0 | |
| | Q F | | | | 1 | | | | 1 | | | | | | | | | | | | | | 2 | 1.5 | |
| | NQ M | | | | | | | 2 | 3 | 4 | | 1 | | 1 | | | | | | | | | 11 | 4.4 | |
| | Total | | | | 1 | | 1 | 2 | 4 | 4 | | 1 | | 1 | | | | | | | | | 14 | 3.7 | |
| (890-897) | OPEN WOUND OF LOWER LIMB | | | | | | | | | | | | | | | | | | | | | | | | |
| | Q M | | | 4 | | 3 | 4 | 1 | 1 | 1 | | | | | | | | | | | | | 14 | 10.1 | |
| | Q F | | | | 2 | | | | 1 | | 1 | | | | | | | | | | | | 4 | 3.0 | |
| | NQ M | | | | 1 | 2 | 2 | 15 | 15 | 8 | 4 | 4 | 8 | 1 | | | | | | | | | 60 | 4.5 | |
| | NQ F | | | | 1 | | 2 | | 2 | 1 | 1 | 2 | | | | | | | | | | | 9 | 3.0 | |
| | Total | | | 4 | 4 | 5 | 8 | 16 | 19 | 10 | 6 | 6 | 8 | 1 | | | | | | | | | 87 | 5.2 | |
| (900-904) | INJURY TO BLOOD VESSELS | | | | | | | | | | | | | | | | | | | | | | | | |
| | Q M | | | | | | 1 | | | | | | | | | | | | | | | | 1 | 6.0 | |
| | Q F | | | | 1 | | | | | | | | | | | | | | | | | | 1 | 3.0 | |
| | NQ M | | | | | | | 4 | 1 | 2 | 3 | | | | | | | | | | | | 10 | 18.8 | 1 |
| | Total | | | | 1 | | 1 | 4 | 1 | 2 | 3 | | | | | | | | | | | | 12 | 16.4 | 1 |

| ICD 9 CODE | DISHCHARGE DIAGNOSIS | NA | SEX | 0-4 | 5-9 | 10-14 | 15-19 | 20-24 | 25-29 | 30-34 | 35-39 | 40-44 | 45-49 | 50-54 | 55-59 | 60-64 | 65-69 | 70-74 | 75-79 | 80-84 | 85+ | SUM | AVG LOS | NO. OF DEATHS | |
|------------|--|----|-------|-----|-----|-------|-------|-------|-------|-------|-------|-------|-------|-------|-------|-------|-------|-------|-------|-------|-----|-----|---------|---------------|---|
| (905-909) | LATE EFFECTS OF INJURIES, POISON, TOXIC EFFECTS & OTH. EXT. CAUSES | | | | | | | | | | | | | | | | | | | | | | | | |
| | | Q | M | | | | 1 | 1 | | | | | | | | | | | | | | | 2 | 15.5 | |
| | | NQ | M | | | | | | | | 1 | | | | | | | | | | | | 1 | 10.0 | |
| | | NQ | F | | | | | 1 | | | | | | | | | | | | | | | 1 | 10.0 | |
| | | | Total | | | | 1 | 2 | | | 1 | | | | | | | | | | | | 4 | 12.8 | |
| (910-919) | SUPERFICIAL INJURY | | | | | | | | | | | | | | | | | | | | | | | | |
| | | Q | M | | 1 | | 2 | | | 1 | | | | | | | | | | | | | 4 | 3.5 | |
| | | Q | F | | 1 | | 1 | | | | | | | | | | | | | | | | 2 | 2.0 | |
| | | NQ | M | 1 | | 1 | | 1 | | 1 | | | | | | | | | | | | | 4 | 9.3 | |
| | | NQ | F | 2 | | 1 | | | | | | | | | | | | | | | | | 3 | 1.7 | |
| | | | Total | 3 | 2 | 2 | 3 | 1 | | 2 | | | | | | | | | | | | | 13 | 4.6 | |
| (920-924) | CONSTUSION WITH INTACT SKIN SURFACE | | | | | | | | | | | | | | | | | | | | | | | | |
| | | Q | M | 1 | | 1 | | 2 | 1 | | | | | | | 1 | | | | | | | 6 | 6.2 | |
| | | Q | F | 1 | 1 | | | | | 1 | | | | | | | | | | | | | 3 | 5.0 | |
| | | NQ | M | 1 | | 1 | | 1 | 3 | 5 | 3 | | 1 | 1 | | | | | | | | | 16 | 3.6 | |
| | | NQ | F | 3 | | | | | | | | | | | | | | 1 | | | | | 4 | 4.8 | |
| | | | Total | 6 | 1 | 2 | | 3 | 4 | 6 | 3 | | 1 | 1 | | 1 | | 1 | | | | | 29 | 4.4 | |
| (925-929) | CRUSHING INJURY | | | | | | | | | | | | | | | | | | | | | | | | |
| | | Q | M | | | 1 | | | | | | | | | | | | | | | | | 1 | 2.0 | |
| | | NQ | M | | 1 | | | 4 | 3 | 3 | 5 | 1 | 2 | 2 | | | | | | | | | 21 | 17.0 | |
| | | NQ | F | | 1 | | | | | | | | | | | | | | | | | | 1 | 4.0 | |
| | | | Total | | 2 | 1 | | 4 | 3 | 3 | 5 | 1 | 2 | 2 | | | | | | | | | 23 | 15.7 | |
| (930-939) | EFFECTS OF FOREIGN BODY ENTERING THROUGH ORIFICE | | | | | | | | | | | | | | | | | | | | | | | | |
| | | Q | M | 4 | 2 | | 1 | | | | | | | | | | | | | | | | 7 | 1.1 | |
| | | Q | F | 4 | 1 | | | | | | | | | | | | | | | | | | 5 | 1.6 | |
| | | NQ | M | 11 | 1 | 1 | | 1 | 1 | | | | | 2 | | | | | | | | | 17 | 2.2 | |
| | | NQ | F | 18 | 2 | 3 | 2 | | | | | | | | | | | | | | | | 25 | 1.4 | |
| | | | Total | 37 | 6 | 4 | 3 | 1 | 1 | | | | | 2 | | | | | | | | | 54 | 1.6 | |
| (940-949) | BURNS | | | | | | | | | | | | | | | | | | | | | | | | |
| | | Q | M | 1 | | | | | 2 | | | | | | | | | | | | | | 3 | 6.7 | 1 |
| | | Q | F | 1 | | | | | | | | | | | | | | | | | | | 1 | 1.0 | |
| | | NQ | M | 1 | | | | 1 | 2 | 3 | | | 1 | | | | | | | | | | 8 | 3.1 | 3 |
| | | NQ | F | | | | | | | | | 1 | | | | | | | | | | | 1 | 5.0 | 1 |
| | | | Total | 3 | | | | 1 | 4 | 3 | | 1 | 1 | | | | | | | | | | 13 | 3.9 | 5 |
| (950-957) | INJURY TO NERVES & SPINAL CORD | | | | | | | | | | | | | | | | | | | | | | | | |
| | | Q | F | | | | | 1 | | | | | | | | | | | | | | | 1 | 2.0 | |
| | | NQ | M | | | | | | 2 | 1 | 4 | | 1 | | | | | | | | | | 8 | 7.8 | |
| | | | Total | | | | | 1 | 2 | 1 | 4 | | 1 | | | | | | | | | | 9 | 7.1 | |

| ICD 9 CODE | DISHCHARGE DIAGNOSIS | NA | SEX | 0-4 | 5-9 | 10-14 | 15-19 | 20-24 | 25-29 | 30-34 | 35-39 | 40-44 | 45-49 | 50-54 | 55-59 | 60-64 | 65-69 | 70-74 | 75-79 | 80-84 | 85+ | SUM | AVG LOS | NO. OF DEATHS | |
|---------------------------------------|--|--------------|-----|------------|------------|------------|------------|------------|------------|------------|------------|------------|------------|------------|------------|-----------|-----------|-----------|-----------|-----------|-----------|-------------|-------------|---------------|----|
| (958-959) | CERTAIN TRAUMATIC COMPLICATIONS & UNSPECIFIED INJUREIS | | | | | | | | | | | | | | | | | | | | | | | | |
| | | Q | M | 2 | 4 | | | 4 | | | | | | 1 | | | | | | | | | 11 | 9.2 | 1 |
| | | Q | F | | 2 | | | 1 | | | | | | 1 | | | | 1 | | | | | 5 | 3.4 | |
| | | NQ | M | 2 | 3 | 2 | 1 | 10 | 9 | 3 | 4 | 4 | 3 | 1 | 1 | | | | | | | | 43 | 5.5 | 1 |
| | | NQ | F | 1 | 3 | | | | 1 | | 1 | | | | | | | | | | | | 6 | 2.3 | |
| | | Total | | 5 | 12 | 2 | 1 | 15 | 10 | 3 | 5 | 4 | 3 | 3 | 1 | | | 1 | | | | 65 | 5.7 | 2 | |
| (960-979) | POISONING BY DRUGS ,MEDICAMENTS & BIOLOGICAL SUBST | | | | | | | | | | | | | | | | | | | | | | | | |
| | | Q | M | 8 | 2 | 1 | 2 | 3 | 1 | | 1 | | | 1 | 2 | | | 1 | 1 | | | | 23 | 1.9 | |
| | | Q | F | 3 | 3 | 3 | 6 | 1 | 1 | | | 1 | | | | | | | | | | | 18 | 2.3 | |
| | | NQ | M | 6 | 1 | | 1 | 2 | 4 | 1 | 3 | 1 | 1 | | | | | | | | | | 20 | 4.3 | |
| | | NQ | F | 1 | | 2 | 6 | 2 | 8 | 4 | 2 | 1 | 2 | | 1 | | | | | | | | 29 | 2.2 | |
| | | Total | | 18 | 6 | 6 | 15 | 8 | 14 | 5 | 6 | 3 | 3 | 1 | 3 | | | 1 | 1 | | | 90 | 2.6 | | |
| (980-989) | TOXIC EFFECTS OF SUBSTANCES NONMEDICINAL AS TO SOURCE | | | | | | | | | | | | | | | | | | | | | | | | |
| | | Q | M | 5 | 1 | 1 | 1 | | | | | | | | | | | | | | | | 8 | 2.1 | |
| | | Q | F | 7 | 1 | | | | | | | | | | | | | | | | | 1 | 9 | 1.0 | |
| | | NQ | M | 2 | 1 | 1 | | 4 | 2 | 5 | 1 | 1 | 2 | 3 | | | | | | | 1 | 23 | 4.2 | 1 | |
| | | NQ | F | 6 | 1 | 1 | | 3 | | 1 | | 1 | | | | | | | | | | 13 | 4.2 | | |
| | | Total | | 20 | 4 | 3 | 1 | 7 | 2 | 6 | 1 | 2 | 2 | 3 | | | | | | | 2 | 53 | 3.4 | 1 | |
| (990-995) | OTH & UNSPECIFIED EFFECTS OF EXTERNAL CAUSES | | | | | | | | | | | | | | | | | | | | | | | | |
| | | Q | M | 2 | | 1 | | | | | | | | | 1 | 1 | | | 2 | 2 | 2 | 3 | 14 | 7.4 | 10 |
| | | Q | F | 1 | | | 1 | | 1 | | | | 1 | 2 | 1 | | | | 3 | 1 | 1 | | 12 | 18.4 | 6 |
| | | NQ | M | 6 | 5 | | 2 | 2 | 9 | 5 | 8 | 1 | 3 | 2 | | 1 | | 1 | | | | 45 | 7.1 | 6 | |
| | | NQ | F | 2 | 1 | 1 | | | | 1 | | | | | | 1 | | | | 1 | 1 | 8 | 7.9 | 2 | |
| | | Total | | 11 | 6 | 2 | 3 | 2 | 10 | 6 | 8 | 1 | 4 | 4 | 2 | 3 | | 6 | 3 | 4 | 4 | 79 | 8.9 | 24 | |
| (996-999) | COMPLICATIONS OF SURGICAL & MEDICAL CARE,N.E.C. | | | | | | | | | | | | | | | | | | | | | | | | |
| | | Q | M | 3 | 7 | 3 | 4 | 8 | 5 | 2 | 4 | 9 | 4 | 5 | 10 | | 9 | 6 | 5 | 1 | 1 | 86 | 10.8 | | |
| | | Q | F | 4 | 1 | 3 | 8 | 3 | 9 | 6 | 3 | 4 | 5 | 14 | 10 | 8 | 15 | 5 | 7 | 1 | 4 | 110 | 16.1 | | |
| | | NQ | M | 16 | 2 | 6 | 9 | 11 | 20 | 19 | 11 | 15 | 18 | 13 | 19 | 14 | 8 | 6 | 2 | | | 189 | 10.9 | 4 | |
| | | NQ | F | 7 | 4 | 2 | 1 | 2 | 5 | 2 | 3 | 8 | 2 | 3 | 7 | 5 | 5 | 2 | 2 | 4 | | 64 | 8.0 | 3 | |
| | | Total | | 30 | 14 | 14 | 22 | 24 | 39 | 29 | 21 | 36 | 29 | 35 | 46 | 27 | 37 | 19 | 16 | 6 | 5 | 449 | 11.7 | 7 | |
| Total of Major Group (800-999) | | | | 235 | 175 | 130 | 214 | 440 | 592 | 462 | 387 | 311 | 202 | 177 | 118 | 87 | 64 | 60 | 44 | 23 | 45 | 3766 | 10.4 | 100 | |
| (V01-V82) | CHAPTER XVIII:FACTORS ON STATUS & CONTACT W HEALTH SERVICE | | | | | | | | | | | | | | | | | | | | | | | | |
| (V07-V09) | PERSONS WITH NEED FOR ISOLATION, OTHER POTENTIAL HEALTH HAZARDS AND PROPHYLACTIC MEASURES | | | | | | | | | | | | | | | | | | | | | | | | |
| | | NQ | M | | | | | | | | 1 | | | | | | | | | | | 1 | 33.0 | | |
| | | Total | | | | | | | | | 1 | | | | | | | | | | | 1 | 33.0 | | |
| (V20-V29) | CIRCUMSTANCES RELATED TO REPRODUCTION & DEVELOPMENT | | | | | | | | | | | | | | | | | | | | | | | | |
| | | Q | F | 1 | | | | | | | | | | | | | | | | | | | 1 | 4.0 | |
| | | NQ | F | 2 | | | | | | | | | | | | | | | | | | | 2 | 8.5 | |
| | | Total | | 3 | | | | | | | | | | | | | | | | | | | 3 | 7.0 | |

| ICD 9 CODE | DISHCHARGE DIAGNOSIS | NA | SEX | 0-4 | 5-9 | 10-14 | 15-19 | 20-24 | 25-29 | 30-34 | 35-39 | 40-44 | 45-49 | 50-54 | 55-59 | 60-64 | 65-69 | 70-74 | 75-79 | 80-84 | 85+ | SUM | AVG LOS | NO. OF DEATHS |
|---------------------------------------|---|----|--------------|-------------|-------------|------------|------------|-------------|-------------|-------------|-------------|-------------|-------------|-------------|-------------|-------------|-------------|------------|------------|------------|------------|--------------|------------|------------------|
| (V40-V49) | PERSONS WITH CONDITION INFLUENCING THEIR HEALTH STATUS | | | | | | | | | | | | | | | | | | | | | | | |
| | | Q | F | | | | | | | | | | 1 | | | | 1 | | | | | | 2 | 5.0 |
| | | NQ | M | | | | | | | 1 | | | | | | | | | | | | | 1 | 3.0 |
| | | | Total | | | | | | | 1 | | | 1 | | | 1 | | | | | | | 3 | 4.3 |
| (V40-V49) | SPECIFIC PROCEDURES & AFTERCARE | | | | | | | | | | | | | | | | | | | | | | | |
| | | Q | F | | | | | | | | | | | | | | | | 1 | | | | 1 | 1.0 |
| | | NQ | M | | | | | | | | | | | | | | | | 1 | | | | 1 | 4.0 |
| | | | Total | | | | | | | | | | | | | | | 1 | 1 | | | | 2 | 2.5 |
| (V50-V59) | SPECIFIC PROCEDURES & AFTERCARE | | | | | | | | | | | | | | | | | | | | | | | |
| | | Q | M | 11 | 11 | 6 | 8 | 8 | 5 | 2 | 2 | 4 | 5 | 3 | 1 | | 4 | | | | 1 | 71 | 5.4 | |
| | | Q | F | 3 | 9 | 5 | 4 | 2 | 1 | 7 | 2 | 2 | 1 | 1 | 1 | 2 | 2 | 2 | | | | 44 | 4.0 | |
| | | NQ | M | 14 | 7 | 10 | 10 | 3 | 7 | 4 | 5 | 9 | 7 | 6 | 3 | 2 | 1 | | 2 | | | 90 | 7.2 | |
| | | NQ | F | 16 | 6 | 1 | 1 | | 1 | 2 | 3 | 2 | 1 | 4 | 1 | | 1 | | | | | 39 | 6.2 | |
| | | | Total | 44 | 33 | 22 | 23 | 13 | 14 | 15 | 12 | 17 | 14 | 14 | 6 | 4 | 8 | 2 | 2 | | 1 | 244 | 6.0 | |
| (V60-V68) | HEALTH SERVICES IN OTHER CIRCUMSTANCES | | | | | | | | | | | | | | | | | | | | | | | |
| | | Q | M | 3 | | | | | 2 | | | 1 | | 6 | | 2 | | | 1 | | | 15 | 5.1 | |
| | | Q | F | 3 | 2 | 1 | 1 | | 1 | 1 | 1 | 1 | 1 | 1 | | | | | 1 | | 1 | 16 | 3.9 | |
| | | NQ | M | 1 | 3 | | 1 | 4 | 2 | | | 1 | | | | | 2 | 1 | | | | 15 | 5.1 | |
| | | NQ | F | 2 | | | | 1 | | 1 | 1 | | | | | 1 | | | | | | 6 | 8.8 | |
| | | | Total | 9 | 5 | 1 | 2 | 5 | 5 | 2 | 2 | 3 | 1 | 7 | 1 | 5 | 1 | | 2 | | 1 | 52 | 5.2 | |
| (V70-V82) | W/O REPORTED DIAGN. ENCOUNTERED DURING EXAM.& INVESTIGATION OF INDIVIDUALS & POPULATION | | | | | | | | | | | | | | | | | | | | | | | |
| | | Q | M | 1 | 2 | 1 | | | | | | | 3 | | | | | | | | | 7 | 3.9 | |
| | | Q | F | 2 | 3 | | | | 1 | 2 | | | | 1 | 1 | | | | | | | 10 | 1.1 | |
| | | NQ | M | 1 | 2 | | | 2 | | | | 2 | 1 | 1 | 2 | 1 | 3 | | | | | 15 | 2.5 | |
| | | NQ | F | 2 | 1 | | | 1 | 2 | | | | | 1 | 1 | | | | | | | 8 | 1.1 | |
| | | | Total | 6 | 8 | 1 | | 3 | 3 | 2 | | 2 | 5 | 3 | 3 | 1 | 3 | | | | | 40 | 2.1 | |
| Total of Major Group (V01-V82) | | | | 62 | 46 | 24 | 25 | 21 | 22 | 20 | 15 | 22 | 21 | 24 | 10 | 11 | 12 | 3 | 5 | | 2 | 345 | 5.4 | 1 |
| | | Q | M | 770 | 272 | 228 | 276 | 264 | 206 | 134 | 149 | 195 | 192 | 205 | 199 | 203 | 265 | 248 | 206 | 138 | 114 | 4264 | 9.7 | 140 |
| | | Q | F | 530 | 202 | 165 | 179 | 127 | 170 | 176 | 171 | 174 | 195 | 238 | 207 | 213 | 288 | 189 | 181 | 79 | 64 | 3548 | 9.1 | 110 |
| | | NQ | M | 891 | 340 | 241 | 235 | 1104 | 1541 | 1247 | 1225 | 1148 | 1129 | 1209 | 876 | 566 | 294 | 203 | 138 | 54 | 72 | 12513 | 7.7 | 290 |
| | | NQ | F | 620 | 222 | 164 | 120 | 208 | 286 | 281 | 264 | 268 | 250 | 238 | 227 | 218 | 160 | 114 | 77 | 45 | 37 | 3799 | 7.2 | 91 |
| Total | | | | 2811 | 1036 | 798 | 810 | 1703 | 2203 | 1838 | 1809 | 1785 | 1766 | 1890 | 1509 | 1200 | 1007 | 754 | 602 | 316 | 287 | 24124 | 8.2 | 631 |

INPATIENTS WITH SURGICAL PROCEDURES DISCHARGED FROM HAMAD GENERAL HOSPITAL DURING THE YEAR 2008

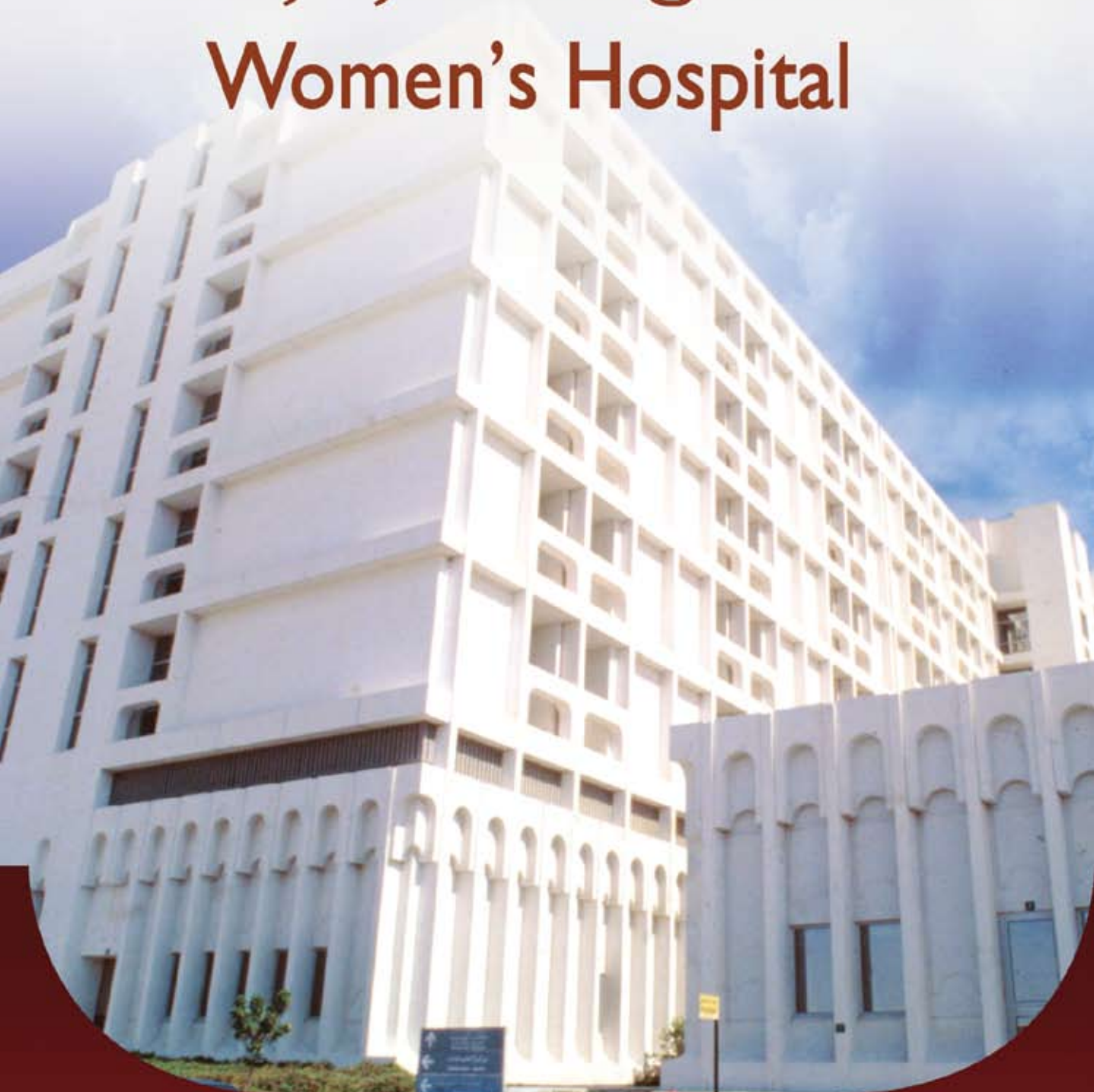
TABLE :78

| ICD 9 CODE | DISCHARGE DIAGNOSIS | NA | SEX | 0-4 | 5-9 | 10-14 | 15-19 | 20-24 | 25-29 | 30-34 | 35-39 | 40-44 | 45-49 | 50-54 | 55-59 | 60-64 | 65-69 | 70-74 | 75-79 | 80-84 | 85+ | SUM | AVG LOS | NO. OF DEATHS | | | | | | | | | | | | | | | | | | | | | |
|--|------------------------------------|----|-----|-----|-----|-------|-------|-------|-------|-------|-------|-------|-------|-------|-------|-------|-------|-------|-------|-------|-----|-----|------------|------------------|----|----|----|----|----|----|----|----|----|----|----|----|----|---|---|---|-----|------|-----|-----|--|
| | | | | | | | | | | | | | | | | | | | | | | | | | | | | | | | | | | | | | | | | | | | | | |
| (00.00-00.99 PROCEDURE AND INTERVENTIONS NEC | | | | | | | | | | | | | | | | | | | | | | | | | | | | | | | | | | | | | | | | | | | | | |
| | Q | | M | | | | 1 | | | 1 | 6 | 8 | 5 | 11 | 11 | 6 | 10 | 3 | 5 | | 1 | 68 | 5.0 | | | | | | | | | | | | | | | | | | | | | | |
| | Q | | F | | | | | | | | | 1 | | 2 | 6 | 4 | 7 | 2 | 1 | | | 23 | 14.5 | 1 | | | | | | | | | | | | | | | | | | | | | |
| | NQ | | M | | | | | 2 | 6 | 12 | 28 | 58 | 76 | 48 | 27 | 14 | 2 | 2 | | | | 275 | 3.2 | 4 | | | | | | | | | | | | | | | | | | | | | |
| | NQ | | F | | | | | | 1 | | 1 | 4 | 5 | 4 | 5 | 3 | | | | | | 23 | 9.2 | | | | | | | | | | | | | | | | | | | | | | |
| | Total of Major Group (00.00-00.99) | | | | | | | | | | | | | | | | | | | | | | | | 1 | | 2 | 8 | 18 | 38 | 67 | 94 | 69 | 42 | 34 | 7 | 8 | | | | 1 | 389 | 4.5 | 5 | |
| (01-05) OPERATIONS ON THE NERVOUS SYSTEM | | | | | | | | | | | | | | | | | | | | | | | | | | | | | | | | | | | | | | | | | | | | | |
| | Q | | M | 24 | 12 | 1 | 6 | 10 | 5 | 1 | | 4 | 2 | 4 | 2 | 5 | 6 | 2 | 2 | 1 | 2 | 89 | 26.8 | 8 | | | | | | | | | | | | | | | | | | | | | |
| | Q | | F | 25 | 5 | 3 | 5 | 4 | 2 | 2 | 1 | 2 | 2 | 5 | 3 | | 4 | | | 1 | | 64 | 9.1 | 3 | | | | | | | | | | | | | | | | | | | | | |
| | NQ | | M | 43 | 10 | 6 | 7 | 27 | 47 | 49 | 43 | 24 | 26 | 17 | 14 | 8 | 4 | 3 | | | 5 | 333 | 21.9 | 22 | | | | | | | | | | | | | | | | | | | | | |
| | NQ | | F | 23 | 5 | 5 | 3 | 4 | 7 | 9 | 7 | 5 | 3 | 8 | 4 | 5 | 2 | 6 | | 1 | 1 | 98 | 15.0 | 4 | | | | | | | | | | | | | | | | | | | | | |
| | Total of Major Group (01-05) | | | | | | | | | | | | | | | | | | | | | | 115 | 32 | 15 | 21 | 45 | 61 | 61 | 51 | 35 | 33 | 34 | 23 | 18 | 16 | 11 | 2 | 3 | 8 | 584 | 20.1 | 37 | | |
| (06-07) OPERATIONS ON THE ENDOCRINE SYSTEM | | | | | | | | | | | | | | | | | | | | | | | | | | | | | | | | | | | | | | | | | | | | | |
| | Q | | M | | | 1 | | | | | 1 | 2 | | | | | | 1 | | | | 5 | 3.8 | 1 | | | | | | | | | | | | | | | | | | | | | |
| | Q | | F | | | | 4 | | | 3 | 4 | 6 | 1 | 6 | 3 | | 1 | | | | | 28 | 6.4 | | | | | | | | | | | | | | | | | | | | | | |
| | NQ | | M | 1 | 2 | | | 3 | 2 | 8 | 5 | 7 | 6 | 4 | 2 | | | | | | | 40 | 6.2 | | | | | | | | | | | | | | | | | | | | | | |
| | NQ | | F | | | | 1 | 3 | 3 | 4 | 4 | 7 | 4 | 4 | | 1 | | | | | | 31 | 3.6 | | | | | | | | | | | | | | | | | | | | | | |
| | Total of Major Group (06-07) | | | | | | | | | | | | | | | | | | | | | | 1 | 2 | 1 | 1 | 10 | 5 | 15 | 14 | 22 | 11 | 14 | 5 | 1 | 1 | 1 | | | | | 104 | 5.4 | 1 | |
| (08-16) OPERATIONS ON THE EYE | | | | | | | | | | | | | | | | | | | | | | | | | | | | | | | | | | | | | | | | | | | | | |
| | Q | | F | | | | | | | | | | | | | 1 | | | | | | 1 | 12.0 | 1 | | | | | | | | | | | | | | | | | | | | | |
| | NQ | | M | | 1 | 1 | | 1 | | 1 | | 1 | 1 | | | | | | | | | 6 | 5.3 | | | | | | | | | | | | | | | | | | | | | | |
| | Total of Major Group (08-16) | | | | | | | | | | | | | | | | | | | | | | | 1 | 1 | | 1 | | 1 | 1 | | | | 1 | | | | | | | | 7 | 6.3 | 1 | |
| (18-20) OPERATIONS ON THE EAR | | | | | | | | | | | | | | | | | | | | | | | | | | | | | | | | | | | | | | | | | | | | | |
| | Q | | M | | 1 | | | | | | | | | | | | | | | | | 1 | 1.0 | | | | | | | | | | | | | | | | | | | | | | |
| | Q | | F | | | 1 | | | | | | | | | | | | | | | | 1 | 1.0 | | | | | | | | | | | | | | | | | | | | | | |
| | NQ | | M | | | | | | | 1 | 1 | | | | | | | | | | | 2 | 4.0 | | | | | | | | | | | | | | | | | | | | | | |
| | NQ | | F | 2 | | | | | | | | | | | | | | | | | | 2 | 1.5 | | | | | | | | | | | | | | | | | | | | | | |
| | Total of Major Group (18-20) | | | | | | | | | | | | | | | | | | | | | | 2 | 1 | 1 | | | | 1 | 1 | | | | | | | | | | | | 6 | 2.2 | | |
| (21-29) OPERATIONS ON THE NOSE, MOUTH & PHARYNX | | | | | | | | | | | | | | | | | | | | | | | | | | | | | | | | | | | | | | | | | | | | | |
| | Q | | M | 9 | 6 | 5 | | | 2 | | 3 | | 1 | | 1 | | 1 | | | | | 28 | 5.4 | | | | | | | | | | | | | | | | | | | | | | |
| | Q | | F | 3 | | 2 | 1 | 1 | 1 | | | 3 | 1 | 1 | 1 | 1 | | | | | | 15 | 9.0 | | | | | | | | | | | | | | | | | | | | | | |
| | NQ | | M | 13 | 5 | 1 | | 5 | 6 | 4 | 6 | 5 | 3 | 3 | 6 | | 1 | | | | | 58 | 5.1 | | | | | | | | | | | | | | | | | | | | | | |
| | NQ | | F | 5 | 1 | 2 | 2 | 2 | 2 | 3 | 1 | | 1 | | 1 | | | | 1 | | | 21 | 3.9 | | | | | | | | | | | | | | | | | | | | | | |
| | Total of Major Group (21-29) | | | | | | | | | | | | | | | | | | | | | | 30 | 12 | 10 | 3 | 8 | 11 | 7 | 10 | 8 | 6 | 4 | 9 | 1 | 2 | | | | 1 | | | 122 | 5.4 | |

| ICD 9 CODE | DISHCHARGE DIAGNOSIS | NA | SEX | 0-4 | 5-9 | 10-14 | 15-19 | 20-24 | 25-29 | 30-34 | 35-39 | 40-44 | 45-49 | 50-54 | 55-59 | 60-64 | 65-69 | 70-74 | 75-79 | 80-84 | 85+ | SUM | AVG LOS | NO. OF DEATHS |
|----------------|---|----|-----|------------|-----------|------------|------------|------------|------------|------------|------------|------------|------------|------------|------------|------------|------------|-----------|-----------|-----------|-----------|-------------|-------------|---------------|
| (30-34) | OPERATIONS ON THE RESPIRATORY SYSTEM | | | | | | | | | | | | | | | | | | | | | | | |
| | Q | M | | 16 | 6 | 5 | 4 | 6 | 4 | 5 | 1 | 2 | 2 | 1 | 5 | 2 | 5 | 7 | 4 | | 3 | 78 | 69.9 | 17 |
| | Q | F | | 15 | 4 | 4 | 3 | 2 | 4 | 1 | 2 | 3 | 1 | 5 | 5 | 6 | 3 | 5 | 5 | 2 | 5 | 75 | 67.0 | 11 |
| | NQ | M | | 35 | 7 | 1 | 8 | 61 | 70 | 34 | 28 | 27 | 23 | 23 | 15 | 16 | 7 | 8 | 5 | 1 | 4 | 373 | 19.4 | 19 |
| | NQ | F | | 24 | 5 | 1 | 1 | 5 | 8 | 8 | 3 | 5 | 4 | 4 | 9 | 4 | 2 | 4 | 3 | 4 | 3 | 97 | 15.8 | 10 |
| | Total of Major Group (30-34) | | | 90 | 22 | 11 | 16 | 74 | 86 | 48 | 34 | 37 | 30 | 33 | 34 | 28 | 17 | 24 | 17 | 7 | 15 | 623 | 30.9 | 57 |
| (35-39) | OPERATIONS ON THE CARDIO VASCULAR SYSTEM | | | | | | | | | | | | | | | | | | | | | | | |
| | Q | M | | 18 | 7 | 4 | 3 | 4 | 2 | | 6 | 6 | 4 | 9 | 7 | 9 | 16 | 9 | 8 | 4 | 5 | 121 | 18.1 | 13 |
| | Q | F | | 27 | 13 | 4 | 6 | 1 | 5 | 2 | 1 | 5 | 10 | 13 | 6 | 15 | 25 | 4 | 14 | 4 | 7 | 162 | 13.6 | 8 |
| | NQ | M | | 34 | 8 | 7 | 10 | 14 | 29 | 21 | 36 | 38 | 41 | 73 | 62 | 34 | 17 | 10 | 6 | 1 | 2 | 443 | 13.6 | 33 |
| | NQ | F | | 46 | 14 | 8 | 4 | 4 | 2 | 10 | 10 | 10 | 4 | 6 | 8 | 13 | 15 | 9 | | 1 | 6 | 170 | 10.4 | 9 |
| | Total of Major Group (35-39) | | | 125 | 42 | 23 | 23 | 23 | 38 | 33 | 53 | 59 | 59 | 101 | 83 | 71 | 73 | 32 | 28 | 10 | 20 | 896 | 13.6 | 63 |
| (40-41) | OPERATIONS ON THE HEMIC & LYMPHATIC SYSTEM | | | | | | | | | | | | | | | | | | | | | | | |
| | Q | M | | 1 | 2 | | 1 | 2 | 2 | | 2 | | | | 2 | | 1 | | | | | 13 | 17.6 | |
| | Q | F | | 3 | 3 | | | | 1 | 2 | 2 | | | | 1 | | | | 2 | | | 14 | 13.8 | 1 |
| | NQ | M | | 3 | 4 | | 1 | 12 | 7 | 6 | 4 | 4 | 2 | 7 | 3 | 2 | 1 | 1 | 1 | | | 58 | 17.7 | 2 |
| | NQ | F | | 5 | 1 | | | 1 | 3 | 2 | 2 | 3 | | | 1 | 1 | 1 | 1 | | | | 21 | 10.0 | |
| | Total of Major Group (40-41) | | | 12 | 10 | | 2 | 15 | 13 | 10 | 10 | 7 | 2 | 8 | 7 | 3 | 3 | 1 | 3 | | | 106 | 15.7 | 3 |
| (42-54) | OPERATIONS ON THE DIGESTIVE SYSTEM | | | | | | | | | | | | | | | | | | | | | | | |
| | Q | M | | 95 | 26 | 34 | 61 | 60 | 31 | 30 | 22 | 37 | 31 | 32 | 24 | 19 | 23 | 17 | 18 | 7 | 5 | 572 | 5.7 | 9 |
| | Q | F | | 22 | 15 | 22 | 43 | 39 | 70 | 78 | 75 | 61 | 57 | 43 | 27 | 20 | 28 | 16 | 12 | 7 | 2 | 637 | 5.5 | 8 |
| | NQ | M | | 90 | 34 | 34 | 44 | 353 | 451 | 326 | 267 | 213 | 172 | 117 | 117 | 52 | 35 | 27 | 10 | 3 | 3 | 2348 | 5.4 | 33 |
| | NQ | F | | 25 | 20 | 20 | 21 | 64 | 106 | 92 | 92 | 67 | 77 | 58 | 29 | 31 | 23 | 13 | 4 | | | 742 | 5.0 | 6 |
| | Total of Major Group (42-54) | | | 232 | 95 | 110 | 169 | 516 | 658 | 526 | 456 | 378 | 337 | 250 | 197 | 122 | 109 | 73 | 44 | 17 | 10 | 4299 | 5.4 | 56 |
| (55-59) | OPERATIONS ON THE URINARY SYSTEM | | | | | | | | | | | | | | | | | | | | | | | |
| | Q | M | | 20 | 7 | | 2 | 2 | 3 | 8 | 3 | 6 | 10 | 4 | 5 | 5 | 9 | 11 | 6 | 2 | | 103 | 7.6 | 1 |
| | Q | F | | 2 | | 1 | 1 | 1 | 5 | 1 | 3 | 2 | 6 | 5 | 5 | 3 | 7 | 1 | 3 | | 1 | 47 | 9.4 | 2 |
| | NQ | M | | 34 | 4 | 3 | 4 | 24 | 100 | 70 | 81 | 75 | 67 | 67 | 44 | 34 | 16 | 5 | 8 | | 4 | 640 | 6.9 | 1 |
| | NQ | F | | 9 | 2 | 1 | 1 | 3 | 3 | 5 | 12 | 11 | 13 | 6 | 3 | 5 | 3 | | 2 | 1 | | 80 | 7.5 | 2 |
| | Total of Major Group (55-59) | | | 65 | 13 | 5 | 8 | 30 | 111 | 84 | 99 | 94 | 96 | 82 | 57 | 47 | 35 | 17 | 19 | 3 | 5 | 870 | 7.2 | 6 |
| (60-64) | OPERATIONS ON THE MALE GENITAL ORGANS | | | | | | | | | | | | | | | | | | | | | | | |
| | Q | M | | 33 | 8 | 3 | 6 | 5 | | 4 | 1 | 2 | 6 | | 8 | 6 | 9 | 8 | 6 | | 1 | 106 | 5.0 | |
| | NQ | M | | 31 | 13 | 7 | 10 | 24 | 24 | 8 | 10 | 6 | 7 | 8 | 20 | 18 | 17 | 6 | 5 | | 2 | 216 | 6.4 | |
| | Total of Major Group (60-64) | | | 64 | 21 | 10 | 16 | 29 | 24 | 12 | 11 | 8 | 13 | 8 | 28 | 24 | 26 | 14 | 11 | | 3 | 322 | 6.0 | |

| ICD 9 CODE | DISHCHARGE DIAGNOSIS | NA | SEX | 0-4 | 5-9 | 10-14 | 15-19 | 20-24 | 25-29 | 30-34 | 35-39 | 40-44 | 45-49 | 50-54 | 55-59 | 60-64 | 65-69 | 70-74 | 75-79 | 80-84 | 85+ | SUM | AVG LOS | NO. OF DEATHS |
|--------------------|---|----|-----|-------------|------------|------------|------------|-------------|-------------|-------------|-------------|-------------|-------------|-------------|------------|------------|------------|------------|------------|------------|------------|--------------|-------------|---------------|
| (65-71) | OPERATIONS ON THE FEMALE GENITAL ORGANS | | | | | | | | | | | | | | | | | | | | | | | |
| | Q | F | | 1 | | 1 | | | | 1 | 1 | 1 | 1 | 1 | | | | | | | | 7 | 4.6 | |
| | NQ | F | | 4 | 2 | 2 | | | | 1 | 1 | | | | | | | | | | | 10 | 5.6 | |
| | Total of Major Group (65-71) | | | 5 | 2 | 3 | | | | 2 | 2 | 1 | 1 | 1 | | | | | | | | 17 | 5.2 | |
| (72-75) | OBSTETRICAL PROCEDURES | | | | | | | | | | | | | | | | | | | | | | | |
| | NQ | F | | | | | | 1 | | | | | | | | | | | | | | 1 | 11.0 | |
| | Total of Major Group (72-75) | | | | | | | 1 | | | | | | | | | | | | | | 1 | 11.0 | |
| (76-84) | OPERATIONS ON THE MUSCULOSKELETAL SYSTEM | | | | | | | | | | | | | | | | | | | | | | | |
| | Q | M | | 17 | 28 | 35 | 53 | 52 | 47 | 19 | 17 | 12 | 16 | 10 | 6 | 6 | 2 | 12 | 4 | 6 | 4 | 346 | 10.2 | 4 |
| | Q | F | | 19 | 10 | 12 | 11 | 12 | 9 | 6 | 8 | 9 | 12 | 15 | 22 | 17 | 9 | 8 | 9 | 3 | 1 | 192 | 12.2 | 2 |
| | NQ | M | | 20 | 42 | 45 | 54 | 176 | 275 | 223 | 220 | 160 | 99 | 78 | 47 | 36 | 7 | 8 | 2 | 4 | 4 | 1500 | 10.1 | 5 |
| | NQ | F | | 18 | 28 | 14 | 9 | 13 | 18 | 21 | 13 | 27 | 19 | 21 | 17 | 15 | 15 | 10 | 10 | 5 | 2 | 275 | 11.8 | |
| | Total of Major Group (76-84) | | | 74 | 108 | 106 | 127 | 253 | 349 | 269 | 258 | 208 | 146 | 124 | 92 | 74 | 33 | 38 | 25 | 18 | 11 | 2313 | 10.5 | 11 |
| (85-86) | OPERATIONS ON THE INTEGUMENTARY SYSTEM | | | | | | | | | | | | | | | | | | | | | | | |
| | Q | M | | 17 | 4 | 4 | 20 | 17 | 6 | 4 | 9 | 7 | 7 | 12 | 5 | 4 | 2 | 10 | 3 | | | 131 | 10.9 | 3 |
| | Q | F | | 13 | 4 | 2 | 4 | 6 | 6 | 12 | 3 | 9 | 12 | 11 | 10 | 6 | 8 | 1 | 4 | | | 111 | 8.1 | |
| | NQ | M | | 16 | 8 | 5 | 12 | 64 | 64 | 49 | 51 | 35 | 30 | 33 | 23 | 14 | 7 | 7 | 1 | | | 419 | 6.7 | 1 |
| | NQ | F | | 14 | 5 | 2 | 11 | 19 | 14 | 15 | 14 | 15 | 12 | 19 | 14 | 9 | 7 | 3 | 2 | 1 | 2 | 178 | 6.9 | 2 |
| | Total of Major Group (85-86) | | | 60 | 21 | 13 | 47 | 106 | 90 | 80 | 77 | 66 | 61 | 75 | 52 | 33 | 24 | 21 | 10 | 1 | 2 | 839 | 7.6 | 6 |
| (87-99) | MISCELLANEOUS DIAGNOSTIC & THERAPEUTIC PROC. | | | | | | | | | | | | | | | | | | | | | | | |
| | Q | M | | 84 | 34 | 28 | 29 | 29 | 21 | 15 | 20 | 29 | 34 | 39 | 40 | 46 | 50 | 56 | 45 | 31 | 18 | 648 | 9.3 | 26 |
| | Q | F | | 75 | 35 | 20 | 18 | 14 | 16 | 14 | 16 | 23 | 27 | 39 | 40 | 36 | 34 | 44 | 34 | 26 | 16 | 527 | 8.9 | 24 |
| | NQ | M | | 95 | 41 | 28 | 23 | 105 | 125 | 128 | 155 | 201 | 247 | 267 | 173 | 120 | 59 | 39 | 27 | 13 | 13 | 1859 | 6.9 | 72 |
| | NQ | F | | 78 | 38 | 14 | 16 | 26 | 24 | 39 | 29 | 40 | 41 | 44 | 47 | 44 | 30 | 23 | 16 | 8 | 7 | 564 | 7.0 | 25 |
| | Total of Major Group (87-99) | | | 332 | 148 | 90 | 86 | 174 | 186 | 196 | 220 | 293 | 349 | 389 | 300 | 246 | 173 | 162 | 122 | 78 | 54 | 3598 | 7.6 | 147 |
| Grand Total | | | | 1207 | 530 | 399 | 520 | 1285 | 1634 | 1352 | 1314 | 1256 | 1212 | 1217 | 956 | 711 | 546 | 401 | 290 | 137 | 129 | 15096 | 9.1 | 393 |

مستشفى النساء والولادة Women's Hospital



عدد حالات الخروج من مستشفى النساء والولادة حسب نوع المرض (التصنيف الدولي للأمراض-المراجعة التاسعة)
والجنسية والجنس (خلال عام ٢٠٠٨)

NUMBER OF DISCHARGED CASES FROM WOMEN'S HOSPITAL
BY TYPE OF DISEASE (ICD-9 MAJOR CATEGORY), NATIONALITY AND SEX
(DURING THE YEAR 2008)

Table No. (79)

جدول رقم (٧٩)

| DISEASE (ICD 9 MAJOR CATEGORY) | المجموع TOTAL | عدد الخروج NO. OF DISCHARGED | | | | نوع المرض |
|---|------------------|---------------------------------|--------------|----------------|--------------|--|
| | | غير قطري Non-Qatari | | قطري Qatari | | |
| | | اناث Female | ذكور Male | اناث Female | ذكور Male | |
| 001 – 139 Infectious and Parasitic diseases | 6 | 1 | 2 | 3 | - | ١٣٩ - ٠٠١ الأمراض المعدية والطفيلية |
| 140 – 239 Neoplasms | 194 | 137 | - | 56 | 1 | ٢٣٩ - ١٤٠ الأورام |
| 240 – 279 Endocrine, Nutritional, metabolic Diseases and Immunity Disorders | 56 | 25 | 2 | 28 | 1 | ٢٧٩-٢٤٠ أمراض الغدد الصماء والتغذية والتمثيل الغذائي والمناعة |
| 280 – 289 Diseases of the Blood & Blood Forming Organs | 48 | 26 | 5 | 9 | 8 | ٢٨٩-٢٨٠ أمراض الدم وأعضاء تكوين الدم |
| 290 – 319 Mental Disorders | - | - | - | - | - | ٣١٩-٢٩٠ الاضطرابات العقلية |
| 320 – 389 Diseases of the Nervous System and Sense Organs | 12 | 5 | 2 | 4 | 1 | ٣٨٩-٣٢٠ أمراض الجهاز العصبي وأعضاء الحس |
| 390 – 459 Diseases of the Circulatory System | 6 | 1 | - | 2 | 3 | ٤٥٩-٣٩٠ أمراض الجهاز الدوري |
| 460 – 519 Disease of the Respiratory System | 79 | 33 | 2 | 44 | - | ٥١٩-٤٦٠ أمراض الجهاز التنفسي |
| 520 – 579 Diseases of the Digestive System | 140 | 68 | - | 72 | - | ٥٧٩-٥٢٠ أمراض الجهاز الهضمي |

| DISEASE (ICD 9 MAJOR CATEGORY) | المجموع TOTAL | عدد الخروج NO. OF DISCHARGED | | | | نوع المرض |
|---|------------------|---------------------------------|--------------|----------------|--------------|--|
| | | غير قطري Non-Qatari | | قطري Qatari | | |
| | | اناث Female | ذكور Male | اناث Female | ذكور Male | |
| 580 – 629 Diseases of the Genitourinary System | 832 | 500 | - | 331 | 1 | ٥٨٠ - ٦٢٩ أمراض الجهاز البولي التناسلي |
| 630 – 676 Complications of Pregnancy, childbirth and the Puerperium | 22000 | 13014 | - | 8986 | - | ٦٣٠-٦٧٦ مضاعفات الحمل والولادة والنفاس |
| 680 – 709 Diseases of the skin and subcutaneous tissue | 8 | 5 | 1 | 1 | 1 | ٦٨٠-٧٠٩ أمراض الجلد والنسيج الخلوي تحت الجلد |
| 710 – 739 Diseases of the Musculoskeletal system & Connective tissue | 6 | 2 | - | 4 | - | ٧١٠-٧٣٩ أمراض الجهاز الهيكلي والنسيج الضام |
| 740 – 759 Congenital Anomalies | 134 | 45 | 40 | 27 | 22 | ٧٤٠-٧٥٩ العيوب الخلقية |
| 760 – 779 Certain conditions originating in the perinatal period | 1409 | 335 | 422 | 291 | 361 | ٧٦٠-٧٧٩ حالات معينة تنشأ في الفترة ما قبل الولادة |
| 780 – 799 Symptoms Signs, and Ill –defined conditions | 133 | 76 | 3 | 51 | 3 | ٧٨٠-٧٩٩ الأعراض والعلامات المرضية والحالات غير المحددة |
| 800 – 999 Injury and Poisoning | 62 | 37 | 1 | 23 | 1 | ٨٠٠-٩٩٩ الإصابات والتسمم |
| V01 – V82 Supplementary classification of factors influencing health status and contact with health services* | 14087 | 4317 | 4377 | 2725 | 2668 | ف١-٨٢ التصنيف التكميلي للعوامل ذات الأثر على الحالة الصحية والاتصال بالخدمات الصحية* |
| TOTAL | 39212 | 18627 | 4857 | 12657 | 3071 | المجموع |

* Included outcome of newborns under V30 –V37 subgroup .

عدد حالات الخروج من مستشفى النساء والولادة حسب نوع المرض
(التصنيف الدولي للأمراض-المراجعة التاسعة)
خلال الفترة (٢٠٠٣ - ٢٠٠٨)

NUMBER OF DISCHARGED CASES FROM WOMEN'S HOSPITAL
BY TYPE OF DISEASE (ICD-9 MAJOR CATEGORY)
(DURING THE PERIOD 2003 - 2008)

Table No. (80)

جدول رقم (٨٠)

| DISEASE (ICD 9 MAJOR CATEGORY) | عدد حالات الخروج | | | | | | نوع المرض |
|---|-------------------------|------|------|------|------|------|---|
| | NO. OF DISCHARGED CASES | | | | | | |
| | 2008 | 2007 | 2006 | 2005 | 2004 | 2003 | |
| 001 – 139 Infectious and Parasitic diseases | 6 | 17 | 9 | 3 | 7 | 8 | ١٣٩ - ٠٠١ الأمراض المعدية والطفيلية |
| 140 – 239 Neoplasms | 194 | 203 | 222 | 191 | 194 | 173 | ٢٣٩ - ١٤٠ الأورام |
| 240 – 279 Endocrine, Nutritional, metabolic Diseases and Immunity Disorders | 56 | 70 | 50 | 56 | 56 | 35 | ٢٤٠-٢٧٩ أمراض الغدد الصماء والتغذية والتمثيل الغذائي والسماعة |
| 280 – 289 Diseases of the Blood & Blood Forming Organs | 48 | 35 | 20 | 23 | 2 | 5 | ٢٨٠-٢٨٩ أمراض الدم وأعضاء تكوين الدم |
| 290 – 319 Mental Disorders | - | 1 | - | - | 1 | 2 | ٢٩٠-٣١٩ الاضطرابات العقلية |
| 320 – 389 Diseases of the Nervous System and Sense Organs | 12 | 20 | 7 | 4 | 2 | 6 | ٣٢٠-٣٨٩ أمراض الجهاز العصبي وأعضاء الحس |
| 390 – 459 Diseases of the Circulatory System | 6 | 4 | 3 | 3 | 1 | 2 | ٣٩٠-٤٥٩ أمراض الجهاز الدوري |
| 460 – 519 Disease of the Respiratory System | 79 | 48 | 46 | 48 | 50 | 47 | ٤٦٠-٥١٩ أمراض الجهاز التنفسي |
| 520 – 579 Diseases of the Digestive System | 140 | 51 | 76 | 44 | 35 | 38 | ٥٢٠-٥٧٩ أمراض الجهاز الهضمي |

Table No. (80)contd....

| DISEASE (ICD 9 MAJOR CATEGORY) | عدد حالات الخروج | | | | | | نوع المرض |
|---|-------------------------|--------------|--------------|--------------|--------------|--------------|--|
| | NO. OF DISCHARGED CASES | | | | | | |
| | 2008 | 2007 | 2006 | 2005 | 2004 | 2003 | |
| 580 – 629 Diseases of the Genitourinary System | 832 | 819 | 919 | 1101 | 1036 | 1051 | ٥٨٠ - ٦٢٩ أمراض الجهاز البولي التناسلي |
| 630 – 679 Complications of Pregnancy, childbirth and the Puerperium | 22000 | 17106 | 20717 | 20319 | 19692 | 18749 | ٦٣٠-٦٧٦ مضاعفات الحمل والولادة والتنفس |
| 680 – 709 Diseases of the skin and subcutaneous tissue | 8 | 18 | 14 | 9 | 11 | 7 | ٦٨٠-٧٠٩ أمراض الجلد والنسيج الخلوي تحت الجلد |
| 710 – 739 Diseases of the Musculoskeletal system & Connective tissue | 6 | 2 | 6 | 12 | 4 | 3 | ٧١٠-٧٣٩ أمراض الجهاز الهيكلي والنسيج الضام |
| 740 – 759 Congenital Anomalies | 134 | 140 | 12 | 6 | 9 | 13 | ٧٤٠-٧٥٩ العيوب الخلقية |
| 760-779 Certain conditions originating in the perinatal period | 1409 | 1527 | - | - | - | - | ٧٨٠-٧٩٩ الاعراض والعلامات المرضيه والحالات غير المحددة |
| 780 – 799 Symptoms Signs, and Ill –defined conditions | 133 | 141 | 169 | 148 | 141 | 120 | ٨٠٠-٩٩٩ الإصابات والتسمم |
| 800 – 999 Injury and Poisoning | 62 | 68 | 51 | 35 | 43 | 31 | *ف١-٨٢ التصنيف التكميلي للعوامل ذات الأثر على الحالة الصحية والاتصال بالخدمات الصحية |
| V01 – V82 Supplimentary classification of factors* influencing health status and contact with health services | 14087 | 13220 | 204 | 182 | 190 | 182 | |
| TOTAL | 39212 | 33490 | 22525 | 22184 | 21474 | 20472 | المجموع |

In 2007, we started to include outcome of newborns under V30 –V37 subgroup .

NUMBER OF INPATIENT DISCHARGES OF WOMEN'S HOSPITAL BY ICD 9CM SUB GROUP, AGE, AND NATIONALITY FOR THE YEAR 2008

Table: 81

| ICD 9 CODE | DISHCARGE DIAGNOSIS | NAT SEX | 0-14 | 15-24 | 25-34 | 35-44 | 45-54 | 55+ | SUM | AVG LOS | NO. OF DEATHS |
|--|--|---------|----------|----------|----------|-------|-------|-----|----------|------------|------------------|
| (001-139) CHAPTER I:INFECTIOUS AND PARASITIC DISEASES | | | | | | | | | | | |
| (001-009) | INTESTINAL INFECTIOUS DISEASES | | | | 2 | | | | 2 | 1.5 | |
| | | Q F | | | 2 | | | | 2 | 1.5 | |
| | | NQ F | | 1 | | | | | 1 | 2.0 | |
| | Total | | | 1 | 2 | | | | 3 | | |
| (050-057) | VIRAL DISEASES ACCOMPANIED BY EXANTHEM | | | 1 | | | | | 1 | 4.0 | |
| | | Q F | | 1 | | | | | 1 | 4.0 | |
| | Total | | | 1 | | | | | 1 | | |
| (090-099) | SYPHILIS & OTHER VENEREAL DISEASES | | 2 | | | | | | 2 | 9.5 | |
| | | NQ M | 2 | | | | | | 2 | 9.5 | |
| | Total | | 2 | | | | | | 2 | | |
| TOTAL OF MAJOR GROUP (001-139) | | | 2 | 2 | 2 | | | | 6 | 4.7 | |
| (140-239) CHAPTER II:NEOPLASMS | | | | | | | | | | | |
| (170-175) | MALIGNANT NEO. OF BONE, CONNECTIVE TISSUE,SKIN,&BREAST | | | | | 1 | 2 | | 3 | 3.7 | |
| | | NQ F | | | | 1 | 2 | | 3 | 3.7 | |
| | Total | | | | | 1 | 2 | | 3 | | |
| (179-189) | MALIGNANT NEOPLASM OF GENITOURINARY ORGANS | | | | 1 | 1 | 2 | 5 | 9 | 9.0 | |
| | | Q F | | | 1 | 1 | 2 | 5 | 9 | 9.0 | |
| | | NQ F | | | | 9 | 4 | 4 | 17 | 8.9 | |
| | Total | | | | 1 | 10 | 6 | 9 | 26 | | |
| (190-199) | MALIGNANT NEOPLASM OF OTHER &UNSPECIFIED SITES | | | | | | | 2 | 2 | 7.5 | |
| | | Q F | | | | | | 2 | 2 | 7.5 | |
| | | NQ F | | | | 4 | 3 | | 7 | 11.1 | |
| | Total | | | | | 4 | 3 | 2 | 9 | | |
| (210-229) | BENIGN NEOPLASMS | | 1 | | | | | | 1 | 57.0 | |
| | | Q M | 1 | | | | | | 1 | 57.0 | |
| | | Q F | | 2 | 3 | 16 | 15 | 2 | 38 | 3.8 | |
| | | NQ F | 2 | 9 | 15 | 38 | 36 | 2 | 102 | 3.9 | |
| | Total | | 3 | 11 | 18 | 54 | 51 | 4 | 141 | | |
| (230-234) | CARCINOMA IN SITU | | | | 1 | 2 | | | 3 | 4.3 | |
| | | Q F | | | 1 | 2 | | | 3 | 4.3 | |
| | | NQ F | | | | | | 1 | 1 | 2.0 | |
| | Total | | | | 1 | 2 | | 1 | 4 | | |
| (235-238) | NEOPLASMS OF UNCERTAIN BEHAVIOUR | | | | 1 | 1 | | | 2 | 6.0 | |
| | | NQ F | | | 1 | 1 | | | 2 | 6.0 | |
| | Total | | | | 1 | 1 | | | 2 | | |
| (239-239) | NEOPLASMS OF UNSPECIFIED NATURE | | | | 2 | 1 | 1 | | 4 | 3.0 | |
| | | Q F | | | 2 | 1 | 1 | | 4 | 3.0 | |
| | | NQ F | | | 1 | 2 | 2 | | 5 | 4.2 | |
| | Total | | | | 3 | 3 | 3 | | 9 | | |

| ICD 9 CODE | DISCHARGE DIAGNOSIS | NAT | SEX | 0-14 | 15-24 | 25-34 | 35-44 | 45-54 | 55+ | SUM | AVG LOS | NO. OF DEATHS |
|---|---|--------------|-----|-----------|-----------|-----------|-----------|-----------|-----------|------------|------------|------------------|
| | | | | | | | | | | | | |
| TOTAL OF MAJOR GROUP (140-239) | | | | 3 | 11 | 24 | 75 | 65 | 16 | 194 | 5.1 | |
| (240-279) CHAPTER III:ENDOCRINE, NUT.,METABOLIC & IMMUNITY DISORDERS | | | | | | | | | | | | |
| (250-259) | DISEASES OF OTHER ENDOCRINE GLANDS | | | | | | | | | | | |
| | | Q | M | 1 | | | | | | 1 | 1.0 | 1 |
| | | Q | F | | 8 | 9 | 5 | 1 | | 23 | 3.9 | |
| | | NQ | M | 1 | | | | | | 1 | 57.0 | 1 |
| | | NQ | F | | 2 | 15 | 5 | 1 | | 23 | 2.9 | |
| | | Total | | 2 | 10 | 24 | 10 | 2 | | 48 | | 2 |
| (260-269) | NUTRITIONAL DEFICIENCIES | | | | | | | | | | | |
| | | Q | F | | 1 | | | | | 1 | 1.0 | |
| | | Total | | | 1 | | | | | 1 | | |
| (270-279) | OTHER METABOLIC & IMMUNITY DISORDERS | | | | | | | | | | | |
| | | Q | F | 1 | | 2 | 1 | | | 4 | 2.0 | 1 |
| | | NQ | M | 1 | | | | | | 1 | 9.0 | |
| | | NQ | F | | | 2 | | | | 2 | 1.0 | |
| | | Total | | 2 | | 4 | 1 | | | 7 | | 1 |
| TOTAL OF MAJOR GROUP (240-279) | | | | 4 | 11 | 28 | 11 | 2 | | 56 | 4.2 | 3 |
| (280-289) CHAPTER IV:DISEASES OF BLOOD & BLOOD FORMING ORGANS | | | | | | | | | | | | |
| (280-289) | DISEASES OF BLOOD & BLOOD FORMING ORGANS | | | | | | | | | | | |
| | | Q | M | 8 | | | | | | 8 | 4.0 | |
| | | Q | F | 3 | | 4 | 2 | | | 9 | 4.0 | |
| | | NQ | M | 5 | | | | | | 5 | 2.0 | |
| | | NQ | F | 2 | 7 | 3 | 8 | 6 | | 26 | 2.3 | |
| | | Total | | 18 | 7 | 7 | 10 | 6 | | 48 | | |
| TOTAL OF MAJOR GROUP (280-289) | | | | 18 | 7 | 7 | 10 | 6 | | 48 | 2.9 | |
| (320-389) CHAPTER VI:DISEASES OF THE NERVOUS SYSTEM & SENSE ORGANS | | | | | | | | | | | | |
| (340-349) | OTHER DISORDERS OF THE CENTRAL NERVOUS SYSTEM | | | | | | | | | | | |
| | | Q | F | | 1 | 3 | | | | 4 | 1.0 | |
| | | NQ | M | 2 | | | | | | 2 | 23.5 | 1 |
| | | NQ | F | | 1 | 2 | | | | 3 | 2.7 | |
| | | Total | | 2 | 2 | 5 | | | | 9 | | 1 |
| (350-359) | DISORDERS OF THE PERIPHERAL NERVOUS SYSTEM | | | | | | | | | | | |
| | | NQ | F | | | 1 | | | | 1 | 1.0 | |
| | | Total | | | | 1 | | | | 1 | | |
| (360-379) | DISORDERS OF THE EYE & ADNEXA | | | | | | | | | | | |
| | | Q | M | 1 | | | | | | 1 | 3.0 | |
| | | Total | | 1 | | | | | | 1 | | |
| (380-389) | DISEASES OF THE EAR & MASTOID PROCESS | | | | | | | | | | | |
| | | NQ | F | | | 1 | | | | 1 | 4.0 | |
| | | Total | | | | 1 | | | | 1 | | |
| TOTAL OF MAJOR GROUP (320-389) | | | | 3 | 2 | 7 | | | | 12 | 5.6 | 1 |

ICD 9
CODE DISCHARGE DIAGNOSIS

NAT SEX

| 0-14 | 15-24 | 25-34 | 35-44 | 45-54 | 55+ | SUM |
|------|-------|-------|-------|-------|-----|-----|
|------|-------|-------|-------|-------|-----|-----|

AVG
LOS NO. OF
DEATHS

(390-459) CHAPTER VII:DISEASES OF THE CIRCULATORY SYSTEM

(410-414) ISCHEMIC HEART DISEASE

| Q | M | 0-14 | 15-24 | 25-34 | 35-44 | 45-54 | 55+ | SUM | AVG LOS | NO. OF DEATHS |
|--------------|---|------|-------|-------|-------|-------|-----|-----|---------|---------------|
| | | 1 | | | | | | 1 | 21.0 | 1 |
| Total | | 1 | | | | | | 1 | 21.0 | 1 |

(420-429) OTHER FORMS OF HEART DISEASE

| Q | M | 0-14 | 15-24 | 25-34 | 35-44 | 45-54 | 55+ | SUM | AVG LOS | NO. OF DEATHS |
|--------------|---|------|-------|-------|-------|-------|-----|-----|---------|---------------|
| | | 2 | | | | | | 2 | 2.0 | 1 |
| NQ | M | 2 | | | | | | 2 | 24.5 | |
| NQ | F | 1 | | | | | | 1 | 1.0 | |
| Total | | 5 | | | | | | 5 | 11.0 | 1 |

TOTAL OF MAJOR GROUP (390-459)

| | | | | | | | | | | |
|----------|--|--|--|--|--|--|--|----------|-------------|----------|
| 6 | | | | | | | | 6 | 12.5 | 2 |
|----------|--|--|--|--|--|--|--|----------|-------------|----------|

(460-519) CHAPTER VIII:DISEASES OF THE RESPIRATORY SYSTEM

(460-466) ACUTE RESPIRATORY INFECTIONS

| Q | F | 0-14 | 15-24 | 25-34 | 35-44 | 45-54 | 55+ | SUM | AVG LOS | NO. OF DEATHS |
|--------------|---|------|-------|-------|-------|-------|-----|-----|---------|---------------|
| | | | 12 | 21 | 4 | | | 37 | 2.4 | |
| NQ | F | | 7 | 18 | 3 | | | 28 | 2.7 | |
| Total | | | 19 | 39 | 7 | | | 65 | | |

(480-487) PNEUMONIA & INFLUENZA

| Q | F | 0-14 | 15-24 | 25-34 | 35-44 | 45-54 | 55+ | SUM | AVG LOS | NO. OF DEATHS |
|--------------|---|------|-------|-------|-------|-------|-----|-----|---------|---------------|
| | | | | | 1 | | | 1 | 4.0 | |
| NQ | F | | 1 | 1 | | | | 2 | 4.5 | |
| Total | | | 1 | 1 | 1 | | | 3 | | |

(490-496) CHRONIC OBSTRUCTIVE PULMONARY DIS.&ALLIED COND.

| Q | F | 0-14 | 15-24 | 25-34 | 35-44 | 45-54 | 55+ | SUM | AVG LOS | NO. OF DEATHS |
|--------------|---|------|-------|-------|-------|-------|-----|-----|---------|---------------|
| | | | | 4 | | | | 4 | 3.8 | |
| NQ | F | | 1 | 1 | 1 | | | 3 | 3.3 | |
| Total | | | 1 | 5 | 1 | | | 7 | | |

(510-519) OTHER DISEASES OF RESPIRATORY SYSTEM

| Q | F | 0-14 | 15-24 | 25-34 | 35-44 | 45-54 | 55+ | SUM | AVG LOS | NO. OF DEATHS |
|--------------|---|------|-------|-------|-------|-------|-----|-----|---------|---------------|
| | | 1 | | | 1 | | | 2 | 4.0 | |
| NQ | M | 2 | | | | | | 2 | 99.5 | 2 |
| Total | | 3 | | | 1 | | | 4 | 21.75 | 2 |

TOTAL OF MAJOR GROUP (460-519)

| | | | | | | | | | | |
|----------|-----------|-----------|-----------|--|--|--|--|-----------|------------|----------|
| 3 | 21 | 45 | 10 | | | | | 79 | 5.2 | 2 |
|----------|-----------|-----------|-----------|--|--|--|--|-----------|------------|----------|

(520-579) CHAPTER IX:DISEASES OF THE DIGESTIVE SYSTEM

(520-529) DISEASE OF ORAL CAVITY, SALIVARY GLANDS & JAWS

| NQ | F | 0-14 | 15-24 | 25-34 | 35-44 | 45-54 | 55+ | SUM | AVG LOS | NO. OF DEATHS |
|--------------|---|------|-------|-------|-------|-------|-----|-----|---------|---------------|
| | | 1 | | | | | | 1 | 4.0 | |
| Total | | 1 | | | | | | 1 | | |

(530-537) DISEASES OF OESOPHAGUS,STOMACH AND DUODENUM

| Q | F | 0-14 | 15-24 | 25-34 | 35-44 | 45-54 | 55+ | SUM | AVG LOS | NO. OF DEATHS |
|--------------|---|------|-------|-------|-------|-------|-----|-----|---------|---------------|
| | | 1 | 1 | 10 | | | | 12 | 3.7 | |
| NQ | F | | 1 | 8 | 2 | 1 | | 12 | 2.7 | |
| Total | | 1 | 2 | 18 | 2 | 1 | | 24 | | |

(540-543) APPENDICITIS

| Q | F | 0-14 | 15-24 | 25-34 | 35-44 | 45-54 | 55+ | SUM | AVG LOS | NO. OF DEATHS |
|--------------|---|------|-------|-------|-------|-------|-----|-----|---------|---------------|
| | | | 1 | | | | | 1 | 4.0 | |
| NQ | F | | 1 | | | | | 1 | 1.0 | |
| Total | | | 2 | | | | | 2 | | |

| ICD 9 CODE | DISCHARGE DIAGNOSIS | NAT | SEX | 0-14 | 15-24 | 25-34 | 35-44 | 45-54 | 55+ | SUM | AVG LOS | NO. OF DEATHS |
|---|--|-------|-----|----------|-----------|------------|------------|------------|-----------|------------|------------|------------------|
| | | | | | | | | | | | | |
| (550-553) | HERNIA OF ABDOMINAL CAVITY | | | | | | 1 | | | 1 | 4.0 | |
| | | Total | NQ | | | | 1 | | | 1 | | |
| (555-558) | NONINFECTIVE ENTERITIS & COLITIS | | | | 21 | 24 | 7 | | | 52 | 1.7 | |
| | | | Q | | | | | | | | | |
| | | | NQ | 1 | 6 | 27 | 9 | | | 43 | 2.7 | 1 |
| | | Total | | 1 | 27 | 51 | 16 | | | 95 | | 1 |
| (560-569) | OTH DISEASES OF INTESTINES & PERITONEUM | | | | | | | 1 | | 2 | 3.0 | |
| | | | Q | 1 | | | | 1 | | | | |
| | | | NQ | | | | 1 | | | 1 | 2.0 | |
| | | Total | | 1 | | | 1 | 1 | | 3 | | |
| (570-579) | OTHER DISEASES OF DIGESTIVE SYSTEM | | | | | 4 | 1 | | | 5 | 4.4 | |
| | | | Q | | | | | | | | | |
| | | | NQ | | 3 | 4 | 2 | | | 9 | 1.8 | |
| | | Total | | | 3 | 8 | 3 | | | 14 | | |
| TOTAL OF MAJOR GROUP (520-579) | | | | 4 | 34 | 77 | 23 | 2 | | 140 | 2.4 | 1 |
| (580-629) CHAPTER X:DISEASES OF THE GENITOURINARY SYSTEM | | | | | | | | | | | | |
| (590-599) | OTHER DISEASES OF URINARY SYSTEM | | | | 1 | 1 | | | | 2 | 2.5 | |
| | | | Q | | | | | | | | | |
| | | | NQ | | 1 | 3 | | | | 4 | 3.3 | |
| | | Total | | | 2 | 4 | | | | 6 | | |
| (614-616) | INFLAMMATORY DISEASE OF FEMALE PELVIC ORGANS | | | 1 | 6 | 9 | 9 | 3 | 1 | 29 | 2.8 | |
| | | | Q | | | | | | | | | |
| | | | NQ | | 14 | 26 | 28 | 6 | | 74 | 3.1 | |
| | | Total | | 1 | 20 | 35 | 37 | 9 | 1 | 103 | | |
| (617-629) | OTHER DISORDERS OF FEMALE GENITAL TRACT | | | 1 | | | | | | 1 | 2.0 | |
| | | | Q | 1 | | | | | | | | |
| | | | Q | | 20 | 46 | 101 | 105 | 27 | 300 | 2.1 | |
| | | | NQ | 4 | 35 | 109 | 142 | 100 | 32 | 422 | 2.2 | |
| | | Total | | 6 | 55 | 155 | 243 | 205 | 59 | 723 | | |
| TOTAL OF MAJOR GROUP (580-629) | | | | 7 | 77 | 194 | 280 | 214 | 60 | 832 | 2.3 | |
| (630-679) CHAPTER XI:COMPLI.OF PERGNANCY,CHILDBIRTH & PUERPERIUM | | | | | | | | | | | | |
| (630-639) | PREGNANCY WITH ABORTIVE OUTCOME | | | | 129 | 361 | 271 | 19 | | 780 | 2.1 | |
| | | | Q | | | | | | | | | |
| | | | NQ | | 214 | 710 | 361 | 24 | | 1309 | 1.9 | |
| | | Total | | | 343 | 1071 | 632 | 43 | | 2089 | | |
| (640-648) | COMPLICATIONS MAINLY RELATED TO PREGNANCY | | | | 786 | 1790 | 832 | 30 | | 3438 | 2.7 | |
| | | | Q | | | | | | | | | |
| | | | NQ | 1 | 714 | 2199 | 842 | 35 | | 3791 | 2.7 | |
| | | Total | | 1 | 1500 | 3989 | 1674 | 65 | | 7229 | | |

| ICD 9 CODE | DISCHARGE DIAGNOSIS | NAT | SEX | 0-14 | 15-24 | 25-34 | 35-44 | 45-54 | 55+ | SUM | AVG LOS | NO. OF DEATHS |
|--|---------------------|--------------|-----|----------|-------------|--------------|-------------|------------|----------|--------------|------------|------------------|
| | | | | | | | | | | | | |
| (650-659) NORMAL DELIVERY AND OTH. INDICATIONS FOR CARE IN PREGNANCY, LABOUR AND DELIVERY | | | | | | | | | | | | |
| | | Q | F | | 814 | 1750 | 687 | 16 | | 3267 | 3.6 | |
| | | NQ | F | 3 | 1386 | 3305 | 885 | 33 | 1 | 5613 | 2.8 | |
| | | Total | | 3 | 2200 | 5055 | 1572 | 49 | 1 | 8880 | | |
| (660-669) COMPLICATIONS OCCURRING MAINLY RELATED TO LABOUR & DELIVERY | | | | | | | | | | | | |
| | | Q | F | | 268 | 865 | 302 | 10 | | 1445 | 2.9 | |
| | | NQ | F | | 345 | 1396 | 439 | 10 | | 2190 | 2.5 | |
| | | Total | | | 613 | 2261 | 741 | 20 | | 3635 | | |
| (670-676) COMPLICATIONS OF THE PUERPERIUM | | | | | | | | | | | | |
| | | Q | F | 1 | 21 | 26 | 8 | | | 56 | 4.4 | |
| | | NQ | F | | 29 | 59 | 23 | | | 111 | 3.7 | |
| | | Total | | 1 | 50 | 85 | 31 | | | 167 | | |
| TOTAL OF MAJOR GROUP (630-679) | | | | 5 | 4706 | 12461 | 4650 | 177 | 1 | 22000 | 2.8 | |
| (680-709) CHAPTER XII:DISEASES OF THE SKIN & SUBCUTANEOUS TISSUE | | | | | | | | | | | | |
| (680-686) INFECTIONS OF SKIN & SUBCUTANEOUS TISSUE | | | | | | | | | | | | |
| | | Q | F | | 1 | | | | | 1 | 4.0 | |
| | | Total | | | 1 | | | | | 1 | | |
| (690-698) OTH INFL. COND. OF SKIN & SUBCUTANEOUS TISSUE | | | | | | | | | | | | |
| | | NQ | F | | 1 | 1 | 1 | | | 3 | 4.7 | |
| | | Total | | | 1 | 1 | 1 | | | 3 | | |
| (700-709) OTH DISEASES OF SKIN & SUBCUTANEOUS TISSUE | | | | | | | | | | | | |
| | | Q | M | 1 | | | | | | 1 | 4.0 | |
| | | NQ | M | 1 | | | | | | 1 | 4.0 | |
| | | NQ | F | 1 | | | | 1 | | 2 | 2.5 | |
| | | Total | | 3 | | | | 1 | | 4 | | |
| TOTAL OF MAJOR GROUP (680-709) | | | | 3 | 2 | 1 | 1 | 1 | | 8 | 3.9 | |
| (710-739) CHAPTER XIII:DISEASES OF MUSCULOSKELETAL SYS.& CONNECT.TISSUE | | | | | | | | | | | | |
| (720-724) DORSOPATHIES | | | | | | | | | | | | |
| | | NQ | F | | | 1 | | | | 1 | 2.0 | |
| | | Total | | | | 1 | | | | 1 | | |
| (725-729) RHEUMATISM, EXCLUDING THE BACK | | | | | | | | | | | | |
| | | Q | F | | 1 | 1 | 2 | | | 4 | 1.8 | |
| | | NQ | F | | 1 | | | | | 1 | 1.0 | |
| | | Total | | | 2 | 1 | 2 | | | 5 | | |
| TOTAL OF MAJOR GROUP (710-739) | | | | | 2 | 2 | 2 | | | 6 | 1.7 | |

ICD 9
CODE DISCHARGE DIAGNOSIS

NAT SEX

| 0-14 | 15-24 | 25-34 | 35-44 | 45-54 | 55+ | SUM |
|------|-------|-------|-------|-------|-----|-----|
|------|-------|-------|-------|-------|-----|-----|

AVG
LOS NO. OF
DEATHS

(740-759) CHAPTER XIV: CONGENITAL ANOMALIES

(740-759) CONGENITAL ANOMALIES

| | | | | | | | | | | |
|--------------|---|------------|----------|----------|----------|----------|--|------------|------|-----------|
| Q | M | 22 | | | | | | 22 | 13.2 | 3 |
| Q | F | 23 | 3 | 1 | | | | 27 | 22.7 | 1 |
| NQ | M | 40 | | | | | | 40 | 8.4 | 11 |
| NQ | F | 34 | 1 | 5 | 3 | 2 | | 45 | 13.6 | 9 |
| Total | | 119 | 4 | 6 | 3 | 2 | | 134 | | 24 |

TOTAL OF MAJOR GROUP (740-759)

| | | | | | | | | | |
|------------|----------|----------|----------|----------|--|--|------------|-------------|-----------|
| 119 | 4 | 6 | 3 | 2 | | | 134 | 13.8 | 24 |
|------------|----------|----------|----------|----------|--|--|------------|-------------|-----------|

(760-779) CHAPTER XV: CERTAIN CONDITIONS ORIGINATING IN PERINATAL PERIOD

(760-779) CERTAIN CONDITIONS ORIGINATING IN PERINATAL PERIOD

| | | | | | | | | | | |
|--------------|---|-------------|--|--|--|--|--|-------------|------|-----------|
| Q | M | 361 | | | | | | 361 | 12.5 | 11 |
| Q | F | 291 | | | | | | 291 | 12.2 | 7 |
| NQ | M | 422 | | | | | | 422 | 12.6 | 14 |
| NQ | F | 335 | | | | | | 335 | 11.8 | 15 |
| Total | | 1409 | | | | | | 1409 | | 47 |

TOTAL OF MAJOR GROUP (760-779)

| | | | | | | | | | |
|-------------|--|--|--|--|--|--|-------------|-------------|-----------|
| 1409 | | | | | | | 1409 | 12.3 | 47 |
|-------------|--|--|--|--|--|--|-------------|-------------|-----------|

(780-799) CHAPTER XVI: SYMPTOMS, SIGNS, AND ILL-DEFINED CONDITIONS

(780-789) SYMPTOMS, SIGNS, & ILL-DEFINED CONDITIONS

| | | | | | | | | | | |
|--------------|---|-----------|-----------|-----------|-----------|----------|----------|------------|------|----------|
| Q | M | 1 | | | | | | 1 | 1.0 | |
| Q | F | 1 | 12 | 23 | 8 | | | 44 | 2.3 | |
| NQ | M | 2 | | | | | | 2 | 15.0 | 2 |
| NQ | F | 6 | 7 | 25 | 15 | 2 | 1 | 56 | 2.1 | 1 |
| Total | | 10 | 19 | 48 | 23 | 2 | 1 | 103 | | 3 |

(790-796) NONSPECIFIC ABNORMAL FINDINGS

| | | | | | | | | | | |
|--------------|---|----------|----------|-----------|----------|----------|----------|-----------|-----|--|
| Q | M | 1 | | | | | | 1 | 5.0 | |
| Q | F | | | 3 | 3 | | 1 | 7 | 3.0 | |
| NQ | M | 1 | | | | | | 1 | 1.0 | |
| NQ | F | | 2 | 9 | 6 | 2 | | 19 | 1.5 | |
| Total | | 2 | 2 | 12 | 9 | 2 | 1 | 28 | | |

(797-799) ILL-DEFINED & UNKNOWN CAUSES OF MORB. & MORT

| | | | | | | | | | | |
|--------------|---|----------|--|--|--|--|--|----------|------|----------|
| Q | M | 1 | | | | | | 1 | 16.0 | |
| NQ | F | 1 | | | | | | 1 | 6.0 | 1 |
| Total | | 2 | | | | | | 2 | | 1 |

TOTAL OF MAJOR GROUP (780-799)

| | | | | | | | | | |
|-----------|-----------|-----------|-----------|----------|----------|--|------------|------------|----------|
| 14 | 21 | 60 | 32 | 4 | 2 | | 133 | 2.5 | 4 |
|-----------|-----------|-----------|-----------|----------|----------|--|------------|------------|----------|

(800-999) CHAPTER XVII: INJURY AND POISONING

(850-854) SPRAINS & STRAINS OF JOINTS & ADJACENT MUSCLES

| | | | | | | | | | | |
|--------------|---|--|--|----------|--|--|--|----------|-----|--|
| Q | F | | | 1 | | | | 1 | 1.0 | |
| Total | | | | 1 | | | | 1 | | |

| ICD 9 CODE | DISCHARGE DIAGNOSIS | NAT | SEX | 0-14 | 15-24 | 25-34 | 35-44 | 45-54 | 55+ | SUM | AVG LOS | NO. OF DEATHS |
|---------------------------------------|---|--------------|-----|--------------|-------------|--------------|-------------|------------|-----------|--------------|------------|------------------|
| | | | | | | | | | | | | |
| (V20-V29) | CIRCUMSTANCES RELATED TO REPRODUCTION & DEVELOPMENT | | | | | | | | | | | |
| | | Q | M | 3 | | | | | | 3 | 1.3 | |
| | | Q | F | | 4 | 7 | 20 | 2 | | 33 | 1.5 | |
| | | NQ | M | 9 | | | | | | 9 | 1.6 | |
| | | NQ | F | 5 | 7 | 25 | 31 | 5 | | 73 | 1.6 | |
| | | Total | | 17 | 11 | 32 | 51 | 7 | | 118 | | |
| (V30-V39) | HEALTHY LIVEBORN INFANTS ACCORDING TO TYPE OF BIRTH | | | | | | | | | | | |
| | | Q | M | 2665 | | | | | | 2665 | 2.4 | |
| | | Q | F | 2675 | | | | | | 2675 | 2.3 | |
| | | NQ | M | 4367 | | | | | | 4367 | 2.1 | 1 |
| | | NQ | F | 4223 | | | | | | 4223 | 2.0 | 3 |
| | | Total | | 13930 | | | | | | 13930 | | 4 |
| (V50-V59) | SPECIFIC PROCEDURES & AFTERCARE | | | | | | | | | | | |
| | | Q | F | | | 2 | | | | 2 | 7.0 | |
| | | NQ | F | | | 2 | 2 | | | 4 | 2.0 | |
| | | Total | | | | 4 | 2 | | | 6 | | |
| (V60-V68) | HEALTH SERVICES IN OTHER CIRCUMSTANCES | | | | | | | | | | | |
| | | Q | F | | | 5 | 1 | | | 6 | 3.0 | |
| | | NQ | F | 1 | | 3 | | | | 4 | 1.3 | |
| | | Total | | 1 | | 8 | 1 | | | 10 | | |
| (V70-V82) | W/O REPORTED DIAGN. ENCOUNTERED DURING EXAM.& INVESTIGATION OF INDIVIDUALS & POPULATION | | | | | | | | | | | |
| | | Q | F | 1 | 3 | 3 | 2 | | | 9 | 1.6 | |
| | | NQ | F | | 1 | 6 | 2 | | | 9 | 1.6 | |
| | | Total | | 1 | 4 | 9 | 4 | | | 18 | | |
| TOTAL OF MAJOR GROUP (V01-V82) | | | | 13952 | 16 | 54 | 58 | 7 | | 14087 | 2.2 | 4 |
| Grand Total | | | | 3071 | 2119 | 4990 | 2295 | 208 | 38 | 12655 | 3.1 | 9 |
| | | Q | F | 3005 | 2119 | 4990 | 2295 | 208 | 38 | 12655 | 3.1 | 9 |
| | | NQ | M | 4859 | | | | | | 4859 | 3.1 | 33 |
| | | NQ | F | 4628 | 2802 | 7997 | 2880 | 278 | 42 | 18627 | 2.7 | 31 |
| | | Total | | 15563 | 4921 | 12987 | 5175 | 486 | 80 | 39212 | 3.0 | 90 |

INPATIENTS WITH SURGICAL PROCEDURES DISCHARGED FROM WOMEN'S HOSPITAL DURING THE YEAR 2008

Table: 82

| ICD 9 CODE | PRIMARY PROCEDURE | NAT | SEX | 0-14 | 15-24 | 25-34 | 35-44 | 45-54 | 55+ | SUM | AVG LOS | NO. OF DEATH |
|---|-------------------|-----|-----|-----------|----------|-----------|-----------|----------|----------|-----------|-------------|-----------------|
| | | | | | | | | | | | | |
| (01-05) OPERATIONS ON THE NERVOUS SYSTEM | | | | | | | | | | | | |
| | | Q | F | 1 | 5 | 38 | 11 | | | 55 | 3.0 | |
| | | NQ | M | 2 | | | | | | 2 | 77.5 | 1.0 |
| | | NQ | F | 4 | 3 | 16 | 3 | | | 26 | 5.2 | |
| TOTAL OF MAJOR GROUP (01-05) | | | | 7 | 8 | 54 | 14 | | | 83 | 5.5 | 1 |
| (08-16) OPERATIONS ON THE EYE | | | | | | | | | | | | |
| | | Q | M | 1 | | | | | | 1 | 91.0 | |
| | | NQ | M | 1 | | | | | | 1 | 108.0 | |
| TOTAL OF MAJOR GROUP (08-16) | | | | 2 | | | | | | 2 | 99.5 | |
| (21-29) OPERATIONS ON THE NOSE, MOUTH & PHARYNX | | | | | | | | | | | | |
| | | Q | F | 2 | | | | | | 2 | 87.0 | |
| | | NQ | F | 2 | | | | | | 2 | 39.5 | 1.0 |
| TOTAL OF MAJOR GROUP (21-29) | | | | 4 | | | | | | 4 | 63.3 | 1 |
| (30-34) OPERATIONS ON THE RESPIRATORY SYSTEM | | | | | | | | | | | | |
| | | NQ | M | 2 | | | | | | 2 | 18.0 | 1.0 |
| | | NQ | F | 2 | | 1 | | | | 3 | 46.7 | |
| TOTAL OF MAJOR GROUP (30-34) | | | | 4 | | 1 | | | | 5 | 35.2 | 1 |
| (35-39) OPERATIONS ON THE CARDIO VASCULAR SYSTEM | | | | | | | | | | | | |
| | | Q | M | 1 | | | | | | 1 | 64.0 | |
| | | Q | F | 4 | | | 1 | | | 5 | 93.8 | |
| | | NQ | M | 3 | | | | | | 3 | 51.0 | 1.0 |
| | | NQ | F | | | 1 | 1 | | | 2 | 7.0 | |
| TOTAL OF MAJOR GROUP (35-39) | | | | 8 | | 1 | 2 | | | 11 | 63.6 | 1 |
| (40-41) OPERATIONS ON THE HEMIC & LYMPHATIC SYSTEM | | | | | | | | | | | | |
| | | Q | F | | | 1 | | | | 1 | 7.0 | |
| TOTAL OF MAJOR GROUP (40-41) | | | | | | 1 | | | | 1 | 7.0 | |
| (42-54) OPERATIONS ON THE DIGESTIVE SYSTEM | | | | | | | | | | | | |
| | | Q | M | 4 | | | | | | 4 | 88.3 | |
| | | Q | F | 4 | 1 | 4 | 8 | 1 | 2 | 20 | 8.5 | |
| | | NQ | M | 9 | | | | | | 9 | 71.8 | 3.0 |
| | | NQ | F | 4 | 1 | 7 | 14 | | | 26 | 10.7 | 2.0 |
| TOTAL OF MAJOR GROUP (42-54) | | | | 21 | 2 | 11 | 22 | 1 | 2 | 59 | 24.5 | 5 |

ICD 9
CODE PRIMARY PROCEDURE

NAT SEX

| 0-14 | 15-24 | 25-34 | 35-44 | 45-54 | 55+ | SUM |
|------|-------|-------|-------|-------|-----|-----|
|------|-------|-------|-------|-------|-----|-----|

AVG LOS NO. OF DEATH

(55-59) OPERATIONS ON THE URINARY SYSTEM

| | | | | | | | | | |
|------|---|--|---|---|---|---|----|------|--|
| Q M | 1 | | | | | | 1 | 10.0 | |
| Q F | | | 3 | 3 | | | 6 | 2.7 | |
| NQ F | 1 | | 1 | 5 | 3 | 2 | 12 | 4.0 | |

TOTAL OF MAJOR GROUP (55-59)

| | | | | | | | | | |
|----------|--|----------|----------|----------|----------|-----------|------------|--|--|
| 2 | | 1 | 8 | 6 | 2 | 19 | 3.9 | | |
|----------|--|----------|----------|----------|----------|-----------|------------|--|--|

(60-64) OPERATIONS ON THE MALE GENITAL ORGANS

| | | | | | | | | | |
|------|------|--|---|--|--|--|------|-----|--|
| Q M | 2486 | | | | | | 2486 | 2.6 | |
| Q F | | | 1 | | | | 1 | 1.0 | |
| NQ M | 3475 | | | | | | 3475 | 2.2 | |
| NQ F | 1 | | | | | | 1 | 3.0 | |

TOTAL OF MAJOR GROUP (60-64)

| | | | | | | | | | |
|-------------|--|----------|--|--|--|--|-------------|------------|--|
| 5962 | | 1 | | | | | 5963 | 2.4 | |
|-------------|--|----------|--|--|--|--|-------------|------------|--|

(65-71) OPERATIONS ON THE FEMALE GENITAL ORGANS

| | | | | | | | | | |
|------|---|-----|-----|-----|-----|----|------|-----|--|
| Q F | 3 | 61 | 229 | 240 | 97 | 28 | 658 | 2.8 | |
| NQ F | 8 | 115 | 447 | 350 | 134 | 29 | 1083 | 2.5 | |

TOTAL OF MAJOR GROUP (65-71)

| | | | | | | | | | |
|-----------|------------|------------|------------|------------|-----------|-------------|------------|--|--|
| 11 | 176 | 676 | 590 | 231 | 57 | 1741 | 2.6 | | |
|-----------|------------|------------|------------|------------|-----------|-------------|------------|--|--|

(72-75) OBSTETRICAL PROCEDURES

| | | | | | | | | | |
|------|---|------|------|------|----|---|------|-----|--|
| Q F | | 1246 | 2708 | 1034 | 25 | | 5013 | 3.5 | |
| NQ F | 3 | 1862 | 5008 | 1375 | 46 | 1 | 8295 | 2.9 | |

TOTAL OF MAJOR GROUP (72-75)

| | | | | | | | | | |
|----------|-------------|-------------|-------------|-----------|----------|--------------|------------|--|--|
| 3 | 3108 | 7716 | 2409 | 71 | 1 | 13308 | 3.1 | | |
|----------|-------------|-------------|-------------|-----------|----------|--------------|------------|--|--|

(76-84) OPERATIONS ON THE MUSCULOSKELETAL SYSTEM

| | | | | | | | | | |
|------|---|---|--|--|--|--|---|-----|--|
| NQ F | 1 | 1 | | | | | 2 | 5.0 | |
|------|---|---|--|--|--|--|---|-----|--|

TOTAL OF MAJOR GROUP (76-84)

| | | | | | | | | | |
|----------|----------|--|--|--|--|--|----------|------------|--|
| 1 | 1 | | | | | | 2 | 5.0 | |
|----------|----------|--|--|--|--|--|----------|------------|--|

(85-86) OPERATIONS ON THE INTEGUMENTARY SYSTEM

| | | | | | | | | | |
|------|--|---|---|--|--|--|---|-----|--|
| NQ F | | 1 | 1 | | | | 2 | 3.0 | |
|------|--|---|---|--|--|--|---|-----|--|

TOTAL OF MAJOR GROUP (85-86)

| | | | | | | | | | |
|--|----------|----------|--|--|--|--|----------|------------|--|
| | 1 | 1 | | | | | 2 | 3.0 | |
|--|----------|----------|--|--|--|--|----------|------------|--|

(87-99) MISCELLANEOUS DIAGNOSTIC & THERAPEUTIC PROC.

| | | | | | | | | | |
|------|-----|----|-----|-----|----|---|-----|------|------|
| Q M | 167 | | | | | | 167 | 17.0 | 8.0 |
| Q F | 201 | 43 | 137 | 72 | 10 | 1 | 464 | 6.8 | 6.0 |
| NQ M | 242 | | | | | | 242 | 13.5 | 9.0 |
| NQ F | 278 | 63 | 177 | 116 | 23 | 3 | 660 | 6.4 | 15.0 |

TOTAL OF MAJOR GROUP (87-99)

| | | | | | | | | | |
|------------|------------|------------|------------|-----------|----------|-------------|------------|-----------|--|
| 888 | 106 | 314 | 188 | 33 | 4 | 1533 | 8.8 | 38 | |
|------------|------------|------------|------------|-----------|----------|-------------|------------|-----------|--|

GRAND TOTAL

| | | | | | | | | | |
|-------------|-------------|-------------|-------------|------------|-----------|--------------|------------|-----------|--|
| 6913 | 3402 | 8777 | 3233 | 342 | 66 | 22733 | 3.4 | 47 | |
|-------------|-------------|-------------|-------------|------------|-----------|--------------|------------|-----------|--|

مستشفى الرميلة

Rumailah Hospital



عدد حالات الخروج من مستشفى الرميله حسب نوع المرض (التصنيف الدولي للأمراض-المراجعة التاسعة)

والجنسية والجنس (خلال عام ٢٠٠٨)

NUMBER OF DISCHARGED CASES FROM RUMAILLA HOSPITAL
BY TYPE OF DISEASE (ICD-9 MAJOR CATEGORY), NATIONALITY AND SEX
(DURING THE YEAR 2008)

Table No. (83)

جدول رقم (٨٣)

| DISEASE (ICD 9 MAJOR CATEGORY) | المجموع TOTAL | عدد الخروج NO. OF DISCHARGED | | | | نوع المرض |
|---|------------------|---------------------------------|--------------|----------------|--------------|---|
| | | غير قطري Non-Qatari | | قطري Qatari | | |
| | | اناث Female | ذكور Male | اناث Female | ذكور Male | |
| 001 – 139 Infectious and Parasitic diseases | 165 | 6 | 156 | 1 | 2 | ٠٠١-١٣٩ الأمراض المعدية والطفيلية |
| 140 – 239 Neoplasms | 27 | 4 | 14 | 3 | 6 | ١٤٠-٢٣٩ الأورام |
| 240 – 279 Endocrine, Nutritional, metabolic Diseases and Immunity Disorders | 86 | 18 | 6 | 52 | 10 | ٢٤٠-٢٧٩ أمراض الغدد الصماء والتغذية والتمثيل الغذائي والمناعة |
| 280 – 289 Diseases of the Blood & Blood Forming Organs | 1 | - | 1 | - | - | ٢٨٠-٢٨٩ أمراض الدم وأعضاء تكوين الدم |
| 290 – 319 Mental Disorders | 1 | - | - | - | 1 | ٢٩٠-٣١٩ الاضطرابات العقلية |
| 320 – 389 Diseases of the Nervous System and Sense Organs | 544 | 95 | 298 | 79 | 72 | ٣٢٠-٣٨٩ أمراض الجهاز العصبي وأعضاء الحس |
| 390 – 459 Diseases of the Circulatory System | 1 | - | - | 1 | - | ٣٩٠-٤٥٩ أمراض الجهاز الدوري |
| 460 – 519 Disease of the Respiratory System | 825 | 142 | 317 | 157 | 209 | ٤٦٠-٥١٩ أمراض الجهاز التنفسي |
| 520 – 579 Diseases of the Digestive System | 19 | 3 | 11 | 4 | 1 | ٥٢٠-٥٧٩ أمراض الجهاز الهضمي |

Table No. (83) contd....

| DISEASE (ICD 9 MAJOR CATEGORY) | المجموع TOTAL | عدد الخروج NO. OF DISCHARGED | | | | نوع المرض |
|---|------------------|---------------------------------|--------------|----------------|--------------|---|
| | | غير قطري Non-Qatari | | قطري Qatari | | |
| | | اناث Female | ذكور Male | اناث Female | ذكور Male | |
| 580 – 629 Diseases of the Genitourinary System childbirth and the Puerperium | 54 | 13 | 6 | 29 | 6 | ٥٨٠ - ٦٢٩ أمراض الجهاز البولي التناسلي |
| 680 – 709 Diseases of the skin and subcutaneous tissue | 264 | 44 | 26 | 174 | 20 | ٦٨٠-٧٠٩ أمراض الجلد والنسيج الخلوي تحت الجلد |
| 710 – 739 Diseases of the Musculoskeletal system & Connective tissue | 112 | 21 | 36 | 33 | 22 | ٧١٠-٧٣٩ أمراض الجهاز الهيكلي والنسيج الضام |
| 740 – 759 Congenital Anomalies in the perinatal period | 89 | 19 | 29 | 22 | 19 | ٧٤٠-٧٥٩ العيوب الخلقية |
| 780 – 799 Symptoms Signs, and Ill –defined conditions | 48 | 8 | 23 | 6 | 11 | ٧٨٠-٧٩٩ الأعراض والعلامات المرضية والحالات غير المحددة |
| 800 – 999 Injury and Poisoning | 1581 | 122 | 1226 | 87 | 146 | ٨٠٠-٩٩٩ الإصابات والتسمم |
| V01 – V82 Supplimentary classification of factors influencing health status and contact with health services | 425 | 65 | 245 | 73 | 42 | ١-٨٢ ف-٨٢ التصنيف التكميلي للعوامل ذات الأثر على الحالة الصحية والاتصال بالخدمات الصحية* |
| TOTAL | 4242 | 560 | 2394 | 721 | 567 | المجموع |

NUMBER OF INPATIENT DISCHARGES OF RUMAILLAH HOSPITAL BY ICD 9CM BY SUB GROUP, AGE, NATIONALITY, AND SEX FOR THE YEAR 2008

Table:84

| ICD 9 CODE | DISHCARGE DIAGNOSIS | NA | SEX | 0-4 | 5-9 | 10-14 | 15-19 | 20-24 | 25-29 | 30-34 | 35-39 | 40-44 | 45-49 | 50-54 | 55-59 | 60-64 | 65-69 | 70-74 | 75-79 | 80-84 | 85+ | SUM | AVG LOS | NO. OF DEATHS |
|--|--|----|--------------|-----|-----|----------|----------|-----------|-----------|-----------|-----------|----------|----------|----------|----------|----------|-------|----------|----------|-------|-----|------------|-------------|---------------|
| | | | | | | | | | | | | | | | | | | | | | | | | |
| (001-139) CHAPTER I:INFECTIOUS AND PARASITIC DISEASES | | | | | | | | | | | | | | | | | | | | | | | | |
| (010-018) | TUBERCULOSIS | | Q M | | | | | | | | | | 1 | | | | | | | | | 1 | 34.0 | |
| | | | NQ M | | | | | 42 | 43 | 24 | 15 | 7 | 6 | 7 | 4 | 4 | | 1 | | | | 153 | 28.4 | |
| | | | NQ F | | | | | 2 | 1 | 1 | 1 | | | | | | | | | | | 5 | 29.8 | |
| | | | Total | | | | | 44 | 44 | 25 | 16 | 7 | 7 | 7 | 4 | 4 | | 1 | | | | 159 | 28.5 | |
| (030-041) | OTHER BACTERIAL DISEASES | | NQ M | | | | | 2 | | | | | | | | | | | | | | 2 | 19.5 | |
| | | | Total | | | | | 2 | | | | | | | | | | | | | | 2 | 19.5 | |
| (050-057) | VIRAL DISEASES ACCOMPANIED BY EXANTHEM | | Q M | | | 1 | | | | | | | | | | | | | | | | 1 | 5.0 | |
| | | | Q F | | | | 1 | | | | | | | | | | | | | | | 1 | 5.0 | |
| | | | NQ M | | | | | | | | | | | | 1 | | | | | | | 1 | 4.0 | |
| | | | Total | | | 1 | 1 | | | | | | | | 1 | | | | | | | 3 | 4.7 | |
| (110-118) | MYCOSES | | NQ F | | | | | | 1 | | | | | | | | | | | | | 1 | 3.0 | |
| | | | Total | | | | | | 1 | | | | | | | | | | | | | 1 | 3.0 | |
| Total of Major Group (001-139) | | | | | | 1 | 1 | 46 | 45 | 25 | 16 | 7 | 7 | 7 | 5 | 4 | | 1 | | | | 165 | 27.8 | |
| (140-239) CHAPTER II:NEOPLASMS | | | | | | | | | | | | | | | | | | | | | | | | |
| (140-149) | MALIGNANT NEOPLASM OF LIP.ORAL CAVITY ,& PHARYNX | | Q M | | | | | | | | | | | | | | | | 1 | | | 1 | 3.0 | |
| | | | NQ M | | | | | | | | | | | 1 | | 1 | | | | | | 2 | 8.5 | |
| | | | NQ F | | | | | | | | | | | | | | 1 | | | | | 1 | 29.0 | |
| | | | Total | | | | | | | | | | | 1 | 1 | 1 | | 1 | | | | 4 | 12.3 | |
| (160-165) | MALIGNANT NEO. OF RESPIRATORY & INTRATHORACIC ORGANS | | Q M | | | | | | | | | | | | | | | | 1 | | | 1 | 13.0 | |
| | | | NQ F | | | | | | | | | 1 | | | | | | | | | | 1 | 2.0 | |
| | | | Total | | | | | | | | | 1 | | | | | | | 1 | | | 2 | 7.5 | |
| (170-175) | MALIGNANT NEO. OF BONE, CONNECTIVE TISSUE,SKIN,&BREAST | | NQ M | | | | | | | 1 | | | | | | | | | | | | 2 | 12.5 | |
| | | | Total | | | | | | | 1 | | | | | | | | | 1 | | | 2 | 12.5 | |
| (190-199) | MALIGNANT NEOPLASM OF OTHER & UNSPECIFIED SITES | | NQ M | | | | | | | | | | | | | 1 | | | | | | 1 | 13.0 | |
| | | | Total | | | | | | | | | | | | | 1 | | | | | | 1 | 13.0 | |

| ICD 9 CODE | DISHCHARGE DIAGNOSIS | NA | SEX | 0-4 | 5-9 | 10-14 | 15-19 | 20-24 | 25-29 | 30-34 | 35-39 | 40-44 | 45-49 | 50-54 | 55-59 | 60-64 | 65-69 | 70-74 | 75-79 | 80-84 | 85+ | SUM | AVG LOS | NO. OF DEATHS |
|---------------------------------------|--|----|-------|-----|-----|-------|-------|-------|-------|-------|-------|-------|-------|-------|-------|-------|-------|-------|-------|-------|-----|-----|---------|---------------|
| (200-208) | CANCER OF LYMPHATIC & HEMATOPOIETIC TISSUE | | | | | | | | | | | 1 | | | | | | | | | | 1 | 9.0 | |
| | | NQ | F | | | | | | | | | | | | | 1 | | | | | | 1 | 2.0 | |
| | | | Total | | | | | | | | | 1 | | | | 1 | | | | | | 2 | 5.5 | |
| (210-229) | BENIGN NEOPLASMS | | | | | | | | | | | | | | | | | | | | | | | |
| | | Q | M | 1 | | | 1 | | | | | | | | | | | | | | | | 2 | 4.5 |
| | | Q | F | 1 | | | | 1 | | | 1 | | | | | | | | | | | | 3 | 1.7 |
| | | NQ | M | | | 2 | | 1 | | | 2 | 1 | | | | 1 | 1 | | | | | | 8 | 3.9 |
| | | NQ | F | | | | | | | 1 | | | | | | | | | | | | | 1 | 1.0 |
| | | | Total | 2 | | 2 | 1 | 2 | 1 | | 3 | 1 | | | | 1 | 1 | | | | | | 14 | 3.3 |
| (230-234) | CARCINOMA IN SITU | | | | | | | | | | | | | | | | | | | | | | | |
| | | Q | M | | | | 1 | | | | | | | | | | | | | | | | 1 | 1.0 |
| | | | Total | | | | 1 | | | | | | | | | | | | | | | | 1 | 1.0 |
| (239-239) | NEOPLASMS OF UNSPECIFIED NATURE | | | | | | | | | | | | | | | | | | | | | | | |
| | | Q | M | | | | 1 | | | | | | | | | | | | | | | | 1 | 5.0 |
| | | | Total | | | | 1 | | | | | | | | | | | | | | | | 1 | 5.0 |
| Total of Major Group (140-239) | | | | 2 | | | 2 | 3 | 2 | 2 | | 5 | 1 | 1 | | 4 | 2 | 1 | 2 | | | | 27 | 6.1 |
| (240-279) | CHAPTER III:ENDOCRINE, NUT.,METABOLIC & IMMUNITY DISORDERS | | | | | | | | | | | | | | | | | | | | | | | |
| (240-246) | DISORDERS OF THYROID GLAND | | | | | | | | | | | | | | | | | | 1 | | | | 1 | 39.0 |
| | | | Total | | | | | | | | | | | | | | | | 1 | | | | 1 | 39.0 |
| (250-259) | DISEASES OF OTHER ENDOCRINE GLANDS | | | | | | | | | | | | | | | | | | | | | | | |
| | | Q | M | | | | 1 | | 2 | | 1 | 1 | | | | | | | | | | | 5 | 9.6 |
| | | Q | F | | | | | | | | | | | | | | 1 | | | | | | 1 | 1.0 |
| | | NQ | M | | | | | | | 2 | 1 | | | | 2 | 1 | | | | | | | 6 | 5.8 |
| | | | Total | | | | 1 | | 2 | 2 | 2 | 1 | | | 2 | 1 | 1 | | | | | | 12 | 7.0 |
| (270-279) | OTHER METABOLIC & IMMUNITY DISORDERS | | | | | | | | | | | | | | | | | | | | | | | |
| | | Q | M | | | | 1 | 1 | 1 | 1 | 1 | | | | | | | | | | | | 5 | 2.6 |
| | | Q | F | | | | 4 | 3 | 9 | 16 | 9 | 7 | 1 | 2 | | | | | | | | | 51 | 3.4 |
| | | NQ | F | | | | 1 | 3 | 3 | 2 | 2 | 4 | 2 | | | | | | | | | | 17 | 2.2 |
| | | | Total | | | | 6 | 7 | 13 | 19 | 12 | 11 | 3 | 2 | | | | | | | | | 73 | 3.1 |
| Total of Major Group (240-279) | | | | | | | 7 | 7 | 15 | 21 | 14 | 12 | 3 | 4 | 1 | 1 | 1 | 1 | | | | | 86 | 4.1 |
| (280-289) | CHAPTER IV:DISEASES OF BLOOD & BLOOD FORMING ORGANS | | | | | | | | | | | | | | | | | | | | | | | |
| (280-289) | DISEASES OF BLOOD & BLOOD FORMING ORGANS | | | | | | | | | | | | | | | | | | | | | | | |
| | | NQ | M | | | | | | | 1 | | | | | | | | | | | | | 1 | 1.0 |
| | | | Total | | | | | | | 1 | | | | | | | | | | | | | 1 | 1.0 |
| Total of Major Group (280-289) | | | | | | | | | | 1 | | | | | | | | | | | | | 1 | 1.0 |

| ICD 9 CODE | DISHCHARGE DIAGNOSIS | NA | SEX | 0-4 | 5-9 | 10-14 | 15-19 | 20-24 | 25-29 | 30-34 | 35-39 | 40-44 | 45-49 | 50-54 | 55-59 | 60-64 | 65-69 | 70-74 | 75-79 | 80-84 | 85+ | SUM | AVG LOS | NO. OF DEATHS | | |
|---------------------------------------|---|-------|-----|-----|-----|-------|-------|-------|-------|-------|-------|-------|-------|-------|-------|-------|-------|-------|-------|-------|-----|-----|------------|------------------|-------|---|
| (290-319) | CHAPTER V:MENTAL DISORDERS | | | | | | | | | | | | | | | | | | | | | | | | | |
| (290-294) | ORGANIC PSYCHOTIC CONDITIONS | | | | | | | | | | | | | | | | | | | | | | | | | |
| | | Q | M | | | | | | | | | | | | | | | | | | | | 1 | | 397.0 | 1 |
| | | Total | | | | | | | | | | | | | | | | | | | | | 1 | | 397.0 | 1 |
| Total of Major Group (290-319) | | | | | | | | | | | | | | | | | | | | | | | 1 | | 397.0 | 1 |
| (320-389) | CHAPTER VI:DISEASES OF THE NERVOUS SYSTEM & SENSE ORGANS | | | | | | | | | | | | | | | | | | | | | | | | | |
| (330-338) | HEREDITARY & DEGENERATIVE DIS. OF THE C.N.S. | | | | | | | | | | | | | | | | | | | | | | | | | |
| | | NQ | M | | | | | | | | | 1 | | | | | | | | | | | 1 | | 159.0 | |
| | | Total | | | | | | | | | | 1 | | | | | | | | | | | 1 | | 159.0 | |
| (340-349) | OTHER DISORDERS OF THE CENTRAL NERVOUS SYSTEM | | | | | | | | | | | | | | | | | | | | | | | | | |
| | | Q | F | | | 1 | | | | | | | | | | | | | | | | | 1 | 1,021.0 | | |
| | | Total | | | | 1 | | | | | | | | | | | | | | | | | 1 | 1,021.0 | | |
| (350-359) | DISORDERS OF THE PERIPHERAL NERVOUS SYSTEM | | | | | | | | | | | | | | | | | | | | | | | | | |
| | | Q | F | | | | | | | | | | 1 | 1 | | | | | | | | | 2 | 2.5 | | |
| | | NQ | M | | | | | | | 1 | | | | | | | | | | | | | 1 | 31.0 | | |
| | | NQ | F | | | | | | | | 1 | | | | | | | | | | | | 1 | 1.0 | | |
| | | Total | | | | | | | | 1 | 1 | | 1 | 1 | | | | | | | | | 4 | 9.3 | | |
| (360-379) | DISORDERS OF THE EYE & ADNEXA | | | | | | | | | | | | | | | | | | | | | | | | | |
| | | Q | M | 4 | 1 | 1 | 5 | 4 | 3 | 3 | 4 | 1 | 1 | 3 | 4 | 8 | 6 | 1 | | 3 | | | 52 | 4.8 | | |
| | | Q | F | 2 | 1 | 1 | 4 | 5 | 3 | | 1 | 4 | 4 | 5 | 6 | 3 | 10 | 6 | 1 | 2 | | | 58 | 3.4 | | |
| | | NQ | M | 3 | 3 | | 1 | 34 | 35 | 28 | 32 | 22 | 21 | 23 | 5 | 15 | 3 | 6 | 1 | | | | 232 | 4.2 | | |
| | | NQ | F | 3 | 4 | 2 | 2 | 6 | 7 | 3 | 2 | 7 | 7 | 1 | 8 | 5 | 5 | 1 | 1 | 2 | 1 | | 67 | 4.0 | | |
| | | Total | | 12 | 9 | 4 | 12 | 49 | 48 | 34 | 39 | 34 | 33 | 32 | 23 | 31 | 24 | 14 | 3 | 7 | 1 | | 409 | 4.1 | | |
| (380-389) | DISEASES OF THE EAR & MASTOID PROCESS | | | | | | | | | | | | | | | | | | | | | | | | | |
| | | Q | M | 5 | 2 | | 2 | | 2 | 1 | 3 | 2 | | 1 | 1 | | | | | | | | 20 | 3.9 | | |
| | | Q | F | 3 | 2 | | | 1 | 2 | | 1 | 1 | 3 | 3 | 1 | | 1 | | | | | | 18 | 2.5 | | |
| | | NQ | M | 6 | 3 | 2 | 1 | 7 | 13 | 8 | 6 | 5 | 4 | 3 | 5 | 1 | | | | | | | 64 | 4.1 | | |
| | | NQ | F | 4 | 1 | 1 | 2 | 1 | 2 | 4 | 5 | 2 | 1 | 1 | 2 | 1 | | | | | | | 27 | 2.4 | | |
| | | Total | | 18 | 8 | 3 | 5 | 9 | 19 | 13 | 15 | 10 | 8 | 8 | 9 | 2 | 1 | 1 | | | | | 129 | 3.5 | | |
| Total of Major Group (320-389) | | | | 30 | 17 | 8 | 17 | 58 | 67 | 48 | 55 | 45 | 42 | 41 | 32 | 33 | 25 | 15 | 3 | 7 | 1 | | 544 | 6.2 | | |
| (390-459) | CHAPTER VII:DISEASES OF THE CIRCULATORY SYSTEM | | | | | | | | | | | | | | | | | | | | | | | | | |
| (401-405) | HYPERTENSIVE DISEASE | | | | | | | | | | | | | | | | | | | | | | | | | |
| | | Q | F | | | | | | 1 | | | | | | | | | | | | | | 1 | 6.0 | | |
| | | Total | | | | | | | 1 | | | | | | | | | | | | | | 1 | 6.0 | | |
| Total of Major Group (390-459) | | | | | | | | | 1 | | | | | | | | | | | | | | | 1 | 6.0 | |

| ICD 9 CODE | DISHCHARGE DIAGNOSIS | NA | SEX | 0-4 | 5-9 | 10-14 | 15-19 | 20-24 | 25-29 | 30-34 | 35-39 | 40-44 | 45-49 | 50-54 | 55-59 | 60-64 | 65-69 | 70-74 | 75-79 | 80-84 | 85+ | SUM | AVG LOS | NO. OF DEATHS |
|---------------|----------------------|----|-----|-----|-----|-------|-------|-------|-------|-------|-------|-------|-------|-------|-------|-------|-------|-------|-------|-------|-----|-----|------------|------------------|
|---------------|----------------------|----|-----|-----|-----|-------|-------|-------|-------|-------|-------|-------|-------|-------|-------|-------|-------|-------|-------|-------|-----|-----|------------|------------------|

(460-519) CHAPTER VIII:DISEASES OF THE RESPIRATORY SYSTEM

(460-466) ACUTE RESPIRATORY INFECTIONS

| | | | | | | | | | | | | | | | | | | | | | | | | |
|--------------|----------|--|--|----------|----------|----------|----------|----------|----------|----------|----------|---|---|--|--|--|--|--|--|--|--|-----------|------------|-----|
| Q M | | | | 2 | 1 | 2 | 1 | 2 | | | | | | | | | | | | | | | 8 | 3.9 |
| Q F | | | | 2 | 1 | | | 1 | 1 | | 2 | | | | | | | | | | | | 7 | 3.6 |
| NQ M | | | | | | | 1 | 4 | 2 | 1 | | | | | | | | | | | | | 8 | 3.3 |
| NQ F | 1 | | | | | | 4 | | | 1 | | 1 | 1 | | | | | | | | | | 8 | 3.6 |
| Total | 1 | | | 4 | 2 | 7 | 6 | 6 | 1 | 3 | 1 | | | | | | | | | | | 31 | 3.6 | |

(470-478) OTHER DIS. OF THE UPPER RESPIRATORY TRACT

| | | | | | | | | | | | | | | | | | | | | | | | | |
|--------------|------------|------------|-----------|-----------|-----------|-----------|-----------|-----------|-----------|-----------|-----------|-----------|----------|----------|---|--|--|--|--|--|--|------------|------------|-----|
| Q M | 55 | 52 | 14 | 16 | 18 | 15 | 12 | 12 | | 3 | 1 | | | 1 | 2 | | | | | | | | 201 | 2.0 |
| Q F | 28 | 42 | 17 | 17 | 11 | 12 | 8 | 4 | 3 | 1 | 4 | 1 | 1 | | | | | | | | | | 149 | 2.1 |
| NQ M | 46 | 59 | 10 | 15 | 29 | 29 | 35 | 25 | 19 | 17 | 15 | 10 | | | | | | | | | | | 309 | 2.5 |
| NQ F | 22 | 34 | 15 | 11 | 10 | 12 | 8 | 3 | 10 | 3 | 4 | 1 | 1 | | | | | | | | | | 134 | 2.1 |
| Total | 151 | 187 | 56 | 59 | 68 | 68 | 63 | 44 | 32 | 24 | 24 | 12 | 3 | 2 | | | | | | | | 793 | 2.2 | |

(510-519) OTHER DISEASES OF RESPIRATORY SYSTEM

| | | | | | | | | | | | | | | | | | | | | | | | | |
|--------------|--|--|--|--|--|--|--|--|--|--|--|--|--|--|--|--|--|--|--|--|--|--|----------|------------|
| Q F | | | | | | | | | | | | | | | | | | | | | | | 1 | 3.0 |
| Total | | | | | | | | | | | | | | | | | | | | | | | 1 | 3.0 |

Total of Major Group (460-519)

| | | | | | | | | | | | | | | | | | | | | | | | |
|------------|------------|-----------|-----------|-----------|-----------|-----------|-----------|-----------|-----------|-----------|-----------|----------|----------|--|--|--|--|--|--|--|--|------------|------------|
| 152 | 187 | 60 | 61 | 75 | 74 | 69 | 45 | 35 | 25 | 24 | 12 | 3 | 3 | | | | | | | | | 825 | 2.3 |
|------------|------------|-----------|-----------|-----------|-----------|-----------|-----------|-----------|-----------|-----------|-----------|----------|----------|--|--|--|--|--|--|--|--|------------|------------|

(520-579) CHAPTER IX:DISEASES OF THE DIGESTIVE SYSTEM

(520-529) DISEASE OF ORAL CAVITY, SALIVARY GLANDS & JAWS

| | | | | | | | | | | | | | | | | | | | | | | | | |
|--------------|----------|----------|--|----------|----------|----------|----------|----------|----------|----------|---|--|--|--|----------|---|--|--|--|--|--|-----------|------------|-----|
| Q M | | | | | 1 | | | | | | | | | | | | | | | | | | 1 | 4.0 |
| Q F | | 1 | | 1 | | | | | | | 1 | | | | | 1 | | | | | | | 4 | 2.3 |
| NQ M | | | | | 2 | 1 | 1 | 4 | 1 | | | | | | | | | | | | | | 9 | 2.4 |
| NQ F | 1 | | | | | 1 | | | | | | | | | | | | | | | | | 2 | 5.5 |
| Total | 1 | 1 | | 1 | 3 | 2 | 1 | 4 | 1 | 1 | | | | | 1 | | | | | | | 16 | 2.9 | |

(540-543) APPENDICITIS

| | | | | | | | | | | | | | | | | | | | | | | | | |
|--------------|--|--|--|--|--|--|--|--|--|--|--|--|----------|--|--|--|--|--|--|--|--|--|----------|------------|
| NQ M | | | | | | | | | | | | | 1 | | | | | | | | | | 1 | 2.0 |
| Total | | | | | | | | | | | | | 1 | | | | | | | | | | 1 | 2.0 |

(550-553) HERNIA OF ABDOMINAL CAVITY

| | | | | | | | | | | | | | | | | | | | | | | | | |
|--------------|--|--|--|--|--|--|--|--|--|----------|--|--|--|--|--|--|--|--|--|--|--|----------|----------|-------------|
| NQ M | | | | | | | | | | | | | | | | | | | | | | 1 | 20.0 | |
| NQ F | | | | | | | | | | 1 | | | | | | | | | | | | | 1 | 7.0 |
| Total | | | | | | | | | | 1 | | | | | | | | | | | | 1 | 2 | 13.5 |

Total of Major Group (520-579)

| | | | | | | | | | | | | | | | | | | | | | | | |
|----------|----------|--|----------|----------|----------|----------|----------|----------|----------|--|--|--|--|--|----------|--|--|--|--|--|--|-----------|------------|
| 1 | 1 | | 1 | 3 | 2 | 1 | 5 | 1 | 2 | | | | | | 1 | | | | | | | 19 | 3.9 |
|----------|----------|--|----------|----------|----------|----------|----------|----------|----------|--|--|--|--|--|----------|--|--|--|--|--|--|-----------|------------|

(580-629) CHAPTER X:DISEASES OF THE GENITOURINARY SYSTEM

(600-608) DISEASES OF MALE GENITAL ORGANS

| | | | | | | | | | | | | | | | | | | | | | | | | |
|--------------|----------|--|--|--|--|--|--|----------|--|--|--|--|--|----------|--|--|--|--|--|--|--|--|----------|------------|
| NQ M | 1 | | | | | | | 1 | | | | | | 1 | | | | | | | | | 3 | 6.7 |
| Total | 1 | | | | | | | 1 | | | | | | 1 | | | | | | | | | 3 | 6.7 |

| ICD 9 CODE | DISCHARGE DIAGNOSIS | NA | SEX | 0-4 | 5-9 | 10-14 | 15-19 | 20-24 | 25-29 | 30-34 | 35-39 | 40-44 | 45-49 | 50-54 | 55-59 | 60-64 | 65-69 | 70-74 | 75-79 | 80-84 | 85+ | SUM | AVG LOS | NO. OF DEATHS | |
|--------------------------------|---|-------|-----|-----|-----|-------|-------|-------|-------|-------|-------|-------|-------|-------|-------|-------|-------|-------|-------|-------|-----|-----|------------|------------------|--|
| | | | | | | | | | | | | | | | | | | | | | | | | | |
| (610-611) | DISORDERS OF BREAST | | | | | | | 3 | 1 | 2 | | | | | | | | | | | | 6 | 3.7 | | |
| | | Q | M | | | | | | | | | | | | | | | | | | | | | | |
| | | Q | F | | | | 1 | 6 | 3 | 3 | 3 | 7 | 4 | 1 | | | | | | | | 28 | 4.3 | | |
| | | NQ | M | | | | | 1 | | 2 | | | | | | | | | | | | 3 | 2.7 | | |
| | | NQ | F | | | | | 2 | 1 | 2 | 1 | 4 | 2 | | 1 | | | | | | | 13 | 3.8 | | |
| | | Total | | | | | 1 | 12 | 5 | 9 | 4 | 11 | 6 | 1 | 1 | | | | | | | 50 | 4.0 | | |
| (617-629) | OTHER DISORDERS OF FEMALE GENITAL TRACT | | | | | | | | | | | | | | | | | | | | | 1 | 1,185.0 | | |
| | | Q | F | | | | | | | | | | | | | | | | | | | 1 | 1,185.0 | | |
| | | Total | | | | | | | | | | | | | | | | | | | | 1 | 1,185.0 | | |
| Total of Major Group (580-629) | | | | 1 | | | 1 | 12 | 5 | 10 | 4 | 11 | 6 | 1 | 2 | | | | | | | | 54 | 26.0 | |
| (680-709) | CHAPTER XII:DISEASES OF THE SKIN & SUBCUTANEOUS TISSUE | | | | | | | | | | | | | | | | | | | | | | | | |
| (680-686) | INFECTIONS OF SKIN & SUBCUTANEOUS TISSUE | | | | | | 1 | | | | | | | | | | | | | | | 1 | 4.0 | | |
| | | Q | M | | | | | | | | | | | | | | | | | | | | | | |
| | | Q | F | 1 | | | | | | | | | | | | 1 | | | | | | 2 | 3.5 | | |
| | | NQ | M | 1 | | | | 4 | 2 | 1 | | | 1 | 1 | | 1 | 1 | | | | | 12 | 6.0 | | |
| | | NQ | F | | | | | | 1 | | | | | | | | | | | | | 1 | 18.0 | | |
| | | Total | | 2 | | | 1 | 4 | 3 | 1 | | | 1 | 1 | | 2 | 1 | | | | | 16 | 6.3 | | |
| (690-698) | OTH INFL. COND. OF SKIN & SUBCUTANEOUS TISSUE | | | | | | | | 1 | | | | | | | | | | | | | 1 | 8.0 | | |
| | | NQ | M | | | | | | | | | | | | | | | | | | | | | | |
| | | NQ | F | | | | | | | | | | | | | | 1 | | | | | 1 | 1.0 | | |
| | | Total | | | | | | | 1 | | | | | | | | 1 | | | | | 2 | 4.5 | | |
| (700-709) | OTH DISEASES OF SKIN & SUBCUTANEOUS TISSUE | | | | | | | | | | | | | | | | | | | | | | | | |
| | | Q | M | | 1 | | 2 | 4 | 4 | 1 | 2 | 2 | 1 | 1 | | 1 | | | | | | 19 | 9.9 | | |
| | | Q | F | | | 1 | | 6 | 21 | 30 | 40 | 27 | 30 | 11 | 3 | 2 | | | | 1 | | 172 | 4.7 | | |
| | | NQ | M | | | | 1 | | 5 | | 2 | 1 | | | | | | 4 | | | | 13 | 17.3 | | |
| | | NQ | F | | | | | 4 | 3 | 9 | 12 | 8 | 2 | 1 | 2 | | | | | | 1 | 42 | 4.3 | | |
| | | Total | | 1 | 1 | 3 | 10 | 34 | 34 | 53 | 42 | 39 | 14 | 4 | 5 | | 4 | | | 1 | 1 | 246 | 5.7 | | |
| Total of Major Group (680-709) | | | | 2 | 1 | 2 | 3 | 14 | 38 | 35 | 53 | 42 | 40 | 15 | 4 | 7 | 2 | 4 | | | 1 | 1 | 264 | 5.7 | |
| (710-739) | CHAPTER XIII:DISEASES OF MUSCULOSKELETAL SYS.& CONNECT.TISSUE | | | | | | | | | | | | | | | | | | | | | | | | |
| (710-719) | ARTHROPATHIES & RELATED DISORDERS | | | | | | | | | | | | 1 | | 2 | | | | | | | | 3 | 2.7 | |
| | | NQ | M | | | | | | | | | | | | | | | | | | | | | | |
| | | NQ | F | | | | | | | | | | | | 2 | | 1 | | | | | | 3 | 1.3 | |
| | | Total | | | | | | | | | | | 1 | | 4 | | 1 | | | | | | 6 | 2.0 | |
| (720-724) | DORSOPATHIES | | | | | | | | | | | | | | | | | | | | | | | | |
| | | NQ | F | | 1 | | | | | | | | | | | | | | | | | | 1 | 4.0 | |
| | | Total | | 1 | | | | | | | | | | | | | | | | | | | 1 | 4.0 | |

| (810-819) | FRACTURE OF UPPER LIMB | Q | M | 1 | 7 | | 7 | 6 | 3 | 1 | 2 | 1 | | | | | | | | | | | 28 | 1.1 | |
|-----------|------------------------|-------|---|---|----|---|----|----|----|----|----|----|----|---|---|---|--|--|--|--|--|--|-----|-----|--|
| | | Q | F | 2 | | | 1 | | 1 | | | | | | | | | | | | | | 4 | 3.8 | |
| | | NQ | M | 3 | 4 | 7 | 4 | 40 | 63 | 39 | 29 | 19 | 18 | 6 | 3 | 1 | | | | | | | 236 | 1.4 | |
| | | NQ | F | | | | | | 5 | 2 | 1 | 1 | | | | | | | | | | | 9 | 1.3 | |
| | | Total | | 6 | 11 | 7 | 12 | 46 | 72 | 42 | 32 | 21 | 18 | 6 | 3 | 1 | | | | | | | 277 | 1.4 | |

| (830-839) | DISLOCATION | Q | M | | | 1 | | | | | | | | | | | | | | | | 1 | 1.0 | | |
|-----------|-------------|-------|---|---|--|---|---|---|---|--|---|---|--|--|--|---|--|--|--|--|--|---|-----|-----|--|
| | | NQ | M | 1 | | | 2 | 5 | 3 | | 1 | 2 | | | | 1 | | | | | | | 15 | 1.2 | |
| | | NQ | F | 1 | | | | | | | | | | | | | | | | | | | 1 | 1.0 | |
| | | Total | | 2 | | 1 | 2 | 5 | 3 | | 1 | 2 | | | | 1 | | | | | | | 17 | 1.2 | |

| (840-848) | SPRAINS & STRAINS OF JOINTS & ADJACENT MUSCLES | Q | M | | | | | | | 1 | | | | | | | | | | | | 1 | 1.0 | | |
|-----------|--|-------|---|--|--|--|--|--|---|---|--|--|--|--|--|--|--|--|--|--|--|---|-----|-----|--|
| | | NQ | M | | | | | | 2 | | | | | | | | | | | | | | 2 | 1.5 | |
| | | Total | | | | | | | 2 | 1 | | | | | | | | | | | | | 3 | 1.3 | |

| (870-879) | OPEN WOUND OF HEAD,NECK ,& TRUNCK | Q | M | 9 | 5 | 1 | 1 | | | | | | | | | | | | | | | 16 | 1.8 | | |
|-----------|-----------------------------------|-------|---|----|----|---|---|----|----|----|----|----|---|---|---|--|---|---|--|--|--|----|-----|-----|--|
| | | Q | F | 6 | 2 | | 1 | | | | | | 1 | 1 | | | | | | | | | 11 | 2.5 | |
| | | NQ | M | 2 | 4 | 1 | 3 | 29 | 34 | 32 | 16 | 14 | 6 | 7 | 3 | | 1 | 1 | | | | | 153 | 3.1 | |
| | | NQ | F | 4 | 1 | | | 2 | | 1 | | 1 | | | | | | | | | | | 9 | 2.2 | |
| | | Total | | 21 | 12 | 2 | 5 | 31 | 34 | 33 | 16 | 15 | 7 | 8 | 3 | | 1 | 1 | | | | | 189 | 2.9 | |

| (880-887) | OPEN WOUND OF UPPER LIMB | Q | M | 7 | 5 | 6 | 4 | 2 | | 2 | | | | 1 | | | | | | | | 27 | 2.1 | | |
|-----------|--------------------------|-------|---|----|----|---|----|----|----|----|----|----|----|----|---|---|--|--|--|--|--|----|-----|-----|--|
| | | Q | F | 5 | | 1 | 1 | | | | | | | | | | | | | | | | 7 | 1.4 | |
| | | NQ | M | 8 | 3 | 2 | 7 | 72 | 87 | 70 | 52 | 28 | 20 | 9 | 5 | 1 | | | | | | | 364 | 2.4 | |
| | | NQ | F | 4 | 2 | | 2 | | 3 | 3 | 2 | | 3 | | | | | | | | | | 19 | 1.4 | |
| | | Total | | 24 | 10 | 9 | 14 | 74 | 90 | 75 | 54 | 28 | 23 | 10 | 5 | 1 | | | | | | | 417 | 2.3 | |

| (890-897) | OPEN WOUND OF LOWER LIMB | Q | M | | | 1 | 1 | | | | | | | | | | | | | | | 2 | 6.0 | | |
|-----------|--------------------------|-------|---|--|--|---|---|---|---|---|---|---|---|---|--|--|--|--|--|--|--|---|-----|------|--|
| | | NQ | M | | | | | 2 | 2 | 1 | 3 | 3 | 2 | 1 | | | | | | | | | 14 | 16.4 | |
| | | Total | | | | 1 | 1 | 2 | 2 | 1 | 3 | 3 | 2 | 1 | | | | | | | | | 16 | 15.1 | |

| (905-909) | LATE EFFECTS OF INJURIES,POISON,TOXIC EFFECTS&OTH. EXT. CAUSES | Q | M | | 1 | 1 | | 3 | | | | | | | | | | | | | | 5 | 3.4 | | |
|-----------|--|-------|---|---|---|---|---|---|---|---|---|---|--|---|--|--|--|--|--|--|--|---|-----|-----|--|
| | | Q | F | | | 2 | 1 | 1 | | 1 | | | | | | | | | | | | | 5 | 3.4 | |
| | | NQ | M | | | | | 5 | 5 | 2 | 4 | 1 | | 1 | | | | | | | | | 18 | 3.3 | |
| | | NQ | F | 1 | | 1 | 2 | | | | 1 | | | | | | | | | | | | 5 | 1.8 | |
| | | Total | | 1 | 1 | 4 | 3 | 9 | 5 | 3 | 5 | 1 | | 1 | | | | | | | | | 33 | 3.1 | |

| (910-919) | SUPERFICIAL INJURY | Q | M | | | 2 | | | | | | | | | | | | | | | | 2 | 4.0 | | |
|-----------|--------------------|-------|---|--|--|---|---|---|---|--|---|--|---|--|--|--|--|--|--|--|--|---|-----|-----|--|
| | | NQ | M | | | | 1 | 3 | 5 | | 1 | | 2 | | | | | | | | | | 12 | 4.3 | |
| | | Total | | | | 2 | 1 | 3 | 5 | | 1 | | 2 | | | | | | | | | | 14 | 4.3 | |

| ICD 9 CODE | DISHCHARGE DIAGNOSIS | NA | SEX | 0-4 | 5-9 | 10-14 | 15-19 | 20-24 | 25-29 | 30-34 | 35-39 | 40-44 | 45-49 | 50-54 | 55-59 | 60-64 | 65-69 | 70-74 | 75-79 | 80-84 | 85+ | SUM | AVG LOS | NO. OF DEATHS |
|---------------|--|----|-----|-----------|-----------|----------|-----------|-----------|-----------|-----------|-----------|-----------|-----------|----------|----------|----------|----------|----------|-------|-------|-----|------------|-------------|------------------|
| (920-924) | CONSTUSION WITH INTACT SKIN SURFACE | | | | | | | | | | | | | | | | | | | | | | | |
| | Q M | | | | 1 | 2 | | | | | | | | | | | | | | | | | 3 | 5.0 |
| | Q F | | | 1 | | | | | | | | | | | | 1 | | | | | | | 2 | 5.0 |
| | NQ M | | | 1 | 3 | 1 | 3 | 15 | 4 | 4 | 6 | 4 | 2 | 1 | | | | | | | | | 44 | 3.8 |
| | NQ F | | | | 1 | | | | | | | | | | | | | | | | | | 1 | 4.0 |
| | Total | | | 2 | 5 | 3 | 3 | 15 | 4 | 4 | 6 | 4 | 2 | 1 | | 1 | | | | | | 50 | 3.9 | |
| (925-929) | CRUSHING INJURY | | | | | | | | | | | | | | | | | | | | | | | |
| | Q M | | | | | | | 1 | | | | | | | | | | | | | | | 1 | 3.0 |
| | Q F | | | 1 | | | | | | | | | | | | | | | | | | | 1 | 1.0 |
| | NQ M | | | | 1 | | | 13 | 13 | 5 | 8 | | 3 | 3 | | | 1 | | | | | | 47 | 2.6 |
| | NQ F | | | 1 | 1 | | | | | | | | | | | | | | | | | | 2 | 1.0 |
| | Total | | | 2 | 2 | | | 14 | 13 | 5 | 8 | | 3 | 3 | | 1 | | | | | | 51 | 2.5 | |
| (930-939) | EFFECTS OF FOREIGN BODY ENTERING THROUGH ORIFICE | | | | | | | | | | | | | | | | | | | | | | | |
| | Q M | | | 4 | | 1 | 1 | 1 | | 1 | | | | 1 | | | | | | | | | 9 | 1.1 |
| | Q F | | | 2 | 1 | | | | | | | | 2 | | | | | | | | | | 5 | 1.4 |
| | NQ M | | | 2 | 2 | | 1 | 2 | 2 | 1 | 4 | 1 | 4 | 2 | 3 | 1 | 1 | | | | | | 26 | 1.3 |
| | NQ F | | | 1 | 1 | | | 1 | | | 3 | 3 | 1 | | | | | | 1 | | | | 11 | 1.5 |
| | Total | | | 9 | 4 | 1 | 2 | 3 | 3 | 2 | 7 | 4 | 7 | 3 | 3 | 1 | 1 | 1 | | | | 51 | 1.3 | |
| (940-949) | BURNS | | | | | | | | | | | | | | | | | | | | | | | |
| | Q M | | | 16 | 1 | 1 | 1 | 1 | 3 | | | | | | | 1 | | | | | | | 24 | 10.8 |
| | Q F | | | 9 | 5 | | 1 | | | | 3 | | | 1 | | | | | | | | | 19 | 19.4 |
| | NQ M | | | 26 | 5 | | 4 | 37 | 50 | 25 | 17 | 23 | 14 | 5 | 1 | 3 | 3 | 1 | | | | | 214 | 16.6 |
| | NQ F | | | 17 | 4 | | | 4 | 3 | 3 | 4 | 2 | 2 | | 1 | 1 | | | | | | | 41 | 12.9 |
| | Total | | | 68 | 15 | 1 | 6 | 42 | 56 | 28 | 24 | 25 | 16 | 6 | 2 | 5 | 3 | 1 | | | | 298 | 15.8 | |
| (950-957) | INJURY TO NERVES & SPINAL CORD | | | | | | | | | | | | | | | | | | | | | | | |
| | NQ M | | | | | | | | | | 1 | 1 | | | | | | | | | | | 2 | 1.0 |
| | Total | | | | | | | | | | 1 | 1 | | | | | | | | | | 2 | 1.0 | |
| (958-959) | CERTAIN TRAUMATIC COMPLICATIONS & UNSPECIFIED INJUREIS | | | | | | | | | | | | | | | | | | | | | | | |
| | Q M | | | | | | | 1 | 1 | | | | | | | | | | | | | | 2 | 2.5 |
| | Q F | | | 1 | | | | | | | | | | | | | | | | | | | 1 | 1.0 |
| | NQ M | | | 1 | | | | 8 | 5 | 4 | | 1 | 2 | 1 | | 1 | | | | | | | 23 | 5.6 |
| | Total | | | 2 | | | | 9 | 6 | 4 | | 1 | 2 | 1 | | 1 | | | | | | 26 | 5.2 | |
| (990-995) | OTH & UNSPECIFIED EFFECTS OF EXTERNAL CAUSES | | | | | | | | | | | | | | | | | | | | | | | |
| | NQ F | | | | | | | | | | | | 1 | | | | | | | | | | 1 | 3.0 |
| | Total | | | | | | | | | | | | 1 | | | | | | | | | | 1 | 3.0 |
| (996-999) | COMPLICATIONS OF SURGICAL & MEDICAL CARE,N.E.C. | | | | | | | | | | | | | | | | | | | | | | | |
| | Q M | | | 3 | 5 | 3 | 2 | 4 | 2 | 2 | 4 | | | | | | | | | | | | 25 | 4.5 |
| | Q F | | | 3 | 3 | 4 | 1 | 1 | 3 | 3 | 3 | 2 | 2 | 1 | 3 | 3 | | | | | | | 32 | 4.6 |
| | NQ M | | | 3 | 5 | 1 | 4 | 6 | 6 | 7 | 7 | 5 | 5 | 1 | | 3 | 1 | | | | | | 54 | 6.0 |
| | NQ F | | | 2 | 5 | | 3 | 1 | 3 | | 3 | 2 | | 2 | 1 | | 1 | | | | | | 23 | 3.5 |
| | Total | | | 11 | 18 | 8 | 10 | 12 | 14 | 12 | 17 | 9 | 7 | 4 | 4 | 6 | 2 | | | | | 134 | 5.0 | |

| | | | | | | | | | | | | | | | | | | | | | | | | |
|--------------------------------|--|--|--|-----|----|----|----|-----|-----|-----|-----|-----|----|----|----|----|---|---|--|--|--|------|-----|--|
| Total of Major Group (800-999) | | | | 148 | 78 | 39 | 59 | 266 | 309 | 211 | 175 | 114 | 90 | 44 | 20 | 17 | 8 | 3 | | | | 1581 | 5.2 | |
|--------------------------------|--|--|--|-----|----|----|----|-----|-----|-----|-----|-----|----|----|----|----|---|---|--|--|--|------|-----|--|

(V01-V82) CHAPTER XVIII:FACTORS ON STATUS & CONTACT W HEALTH SERVICE

(V01-V07) PERSONS WITH POTENTIAL HEALTH HAZARDS RELATED TO COMMUNICABLE DISEASES

| | | | | | | | | | | | | | | | | | | | | | | | | |
|-------|--|--|--|--|---|---|---|--|--|--|--|--|--|--|--|--|--|--|--|--|--|---|------|--|
| Q F | | | | | 1 | | | | | | | | | | | | | | | | | 1 | 2.0 | |
| NQ M | | | | | 3 | 1 | 1 | | | | | | | | | | | | | | | 5 | 22.2 | |
| Total | | | | | 4 | 1 | 1 | | | | | | | | | | | | | | | 6 | 18.8 | |

(V50-V59) SPECIFIC PROCEDURES & AFTERCARE

| | | | | | | | | | | | | | | | | | | | | | | | | |
|-------|----|----|---|----|----|----|----|----|----|----|----|----|----|---|---|---|---|---|---|--|--|-----|------|---|
| Q M | 3 | 3 | 1 | 4 | 4 | 4 | 1 | | | 1 | 2 | 1 | 1 | 1 | 4 | | | | | | | 30 | 56.4 | |
| Q F | 8 | | | 3 | 10 | 6 | 10 | 10 | 7 | 4 | 1 | 3 | 3 | | | | | 1 | 1 | | | 67 | 25.0 | 1 |
| NQ M | 3 | 6 | 1 | 6 | 17 | 28 | 28 | 33 | 30 | 26 | 17 | 15 | 9 | 5 | 4 | 3 | | | | | | 231 | 66.0 | 2 |
| NQ F | 11 | 3 | 1 | 3 | 5 | 3 | 5 | 5 | 4 | 3 | 8 | 1 | 1 | | 1 | 1 | 1 | | | | | 56 | 76.3 | 1 |
| Total | 25 | 12 | 3 | 16 | 36 | 41 | 44 | 48 | 41 | 34 | 28 | 20 | 14 | 6 | 9 | 4 | 2 | 1 | | | | 384 | 59.6 | 4 |

(V60-V68) HEALTH SERVICES IN OTHER CIRCUMSTANCES

| | | | | | | | | | | | | | | | | | | | | | | | | |
|-------|---|--|---|---|---|---|---|--|--|---|---|--|---|--|---|---|---|---|---|---|--|----|-------|---|
| Q M | | | | | 1 | 1 | | | | 2 | | | | | | | | 4 | 1 | 2 | | 11 | 715.8 | 2 |
| Q F | 1 | | | | | | | | | | | | | | | | | 1 | 2 | | | 4 | 113.8 | 1 |
| NQ M | | | | 1 | | | | | | 1 | | | 1 | | | | | | | 1 | | 4 | 933.8 | |
| NQ F | | | 2 | | | | 1 | | | | | | | | | 2 | 1 | | | 2 | | 8 | 211.9 | 1 |
| Total | 1 | | 2 | 1 | 1 | 1 | 1 | | | 2 | 1 | | 1 | | 3 | 7 | 2 | 4 | | | | 27 | 509.6 | 4 |

(V70-V82) W/O REPORTED DIAGN. ENCOUNTERED DURING EXAM.& INVESTIGATION OF INDIVIDUALS & POPULATION

| | | | | | | | | | | | | | | | | | | | | | | | | |
|-------|--|--|--|---|--|--|---|--|--|--|--|--|---|---|---|---|--|--|--|---|--|---|-----|--|
| Q M | | | | | | | | | | | | | | | | | | | | 1 | | 1 | 5.0 | |
| Q F | | | | | | | | | | | | | | | | | | | | 1 | | 1 | 1.0 | |
| NQ M | | | | 1 | | | 1 | | | | | | | 1 | | 2 | | | | | | 5 | 1.0 | |
| NQ F | | | | | | | | | | | | | 1 | | | | | | | | | 1 | 4.0 | |
| Total | | | | 1 | | | 1 | | | | | | 1 | 1 | 2 | 2 | | | | | | 8 | 1.9 | |

| | | | | | | | | | | | | | | | | | | | | | | | | |
|--------------------------------|--|--|--|----|----|---|----|----|----|----|----|----|----|----|----|----|---|----|----|---|---|-----|------|---|
| Total of Major Group (V01-V82) | | | | 26 | 12 | 5 | 17 | 42 | 43 | 46 | 49 | 41 | 36 | 29 | 21 | 16 | 6 | 14 | 13 | 4 | 5 | 425 | 86.5 | 8 |
|--------------------------------|--|--|--|----|----|---|----|----|----|----|----|----|----|----|----|----|---|----|----|---|---|-----|------|---|

| | | | | | | | | | | | | | | | | | | | | | | | |
|-------------|--------------|------------|------------|------------|------------|------------|------------|------------|------------|------------|------------|------------|------------|-----------|-----------|-----------|-----------|-----------|----------|--|-------------|-------------|----------|
| Grand Total | Q M | 126 | 85 | 41 | 53 | 69 | 47 | 35 | 29 | 8 | 12 | 10 | 6 | 13 | 10 | 7 | 8 | 6 | 2 | | 567 | 20.8 | 3 |
| | Q F | 78 | 59 | 31 | 39 | 59 | 62 | 72 | 88 | 71 | 61 | 33 | 19 | 15 | 14 | 8 | 6 | 5 | 1 | | 721 | 9.6 | 2 |
| | NQ M | 123 | 101 | 27 | 59 | 390 | 455 | 333 | 278 | 198 | 165 | 112 | 59 | 48 | 18 | 23 | 4 | 1 | | | 2394 | 13.8 | 2 |
| | NQ F | 82 | 59 | 22 | 29 | 48 | 58 | 48 | 47 | 53 | 37 | 22 | 17 | 13 | 8 | 7 | 3 | 3 | 4 | | 560 | 14.4 | 2 |
| | Total | 409 | 304 | 121 | 180 | 566 | 622 | 488 | 442 | 330 | 275 | 177 | 101 | 89 | 50 | 45 | 21 | 15 | 7 | | 4242 | 14.1 | 9 |

INPATIENTS WITH SURGICAL PROCEDURES DISCHARGED FROM RUMAILLAH HOSPITAL DURING THE YEAR 2008

TABLE :85

| ICD 9 CODE | DISHCARGE DIAGNOSIS | NA | SEX | 0-4 | 5-9 | 10-14 | 15-19 | 20-24 | 25-29 | 30-34 | 35-39 | 40-44 | 45-49 | 50-54 | 55-59 | 60-64 | 65-69 | 70-74 | 75-79 | 80-84 | 85+ | SUM | AVG LOS | NO. OF DEATHS |
|----------------|--|----|-----|-----|-----|-------|-------|-------|-------|-------|-------|-------|-------|-------|-------|-------|-------|-------|-------|-------|-----|-----|------------|------------------|
| | | | | | | | | | | | | | | | | | | | | | | | | |
| (01-05) | OPERATIONS ON THE NERVOUS SYSTEM | | | | | | | | | | | | | | | | | | | | | | | |
| | | Q | M | | | | | 1 | | 1 | | | | | | | | | | | | | 2 | 2.5 |
| | | Q | F | | | | | | | | | | 1 | 1 | | | | | | | | | 2 | 2.5 |
| | | NQ | M | 2 | | | | 1 | 3 | 3 | 3 | 1 | | | | | | | | | | 13 | 1.5 | |
| | | NQ | F | | | | | | | | 1 | 1 | 1 | | | | | | | | | 3 | 2.7 | |
| | Total of Major Group (01-05) | | | 2 | | | | 2 | 3 | 4 | 4 | 2 | 2 | 1 | | | | | | | | 20 | 1.9 | |
| (08-16) | OPERATIONS ON THE EYE | | | | | | | | | | | | | | | | | | | | | | | |
| | | Q | M | 6 | 5 | | 4 | | 3 | 5 | 2 | 2 | 1 | 3 | 1 | 7 | 4 | | | 1 | | 44 | 3.1 | |
| | | Q | F | 5 | 2 | | 1 | 1 | 1 | | 1 | 3 | 2 | 3 | 4 | 4 | 7 | 4 | | 1 | | 39 | 2.8 | |
| | | NQ | M | 6 | 6 | 1 | 1 | 33 | 38 | 36 | 27 | 16 | 15 | 24 | 7 | 17 | 4 | 6 | 1 | 1 | | 239 | 9.4 | |
| | | NQ | F | 4 | 2 | 1 | 1 | 2 | 3 | 3 | 2 | 8 | 6 | | 9 | 5 | 4 | 1 | 1 | | 1 | 53 | 2.8 | |
| | Total of Major Group (08-16) | | | 21 | 15 | 2 | 7 | 36 | 45 | 44 | 32 | 29 | 24 | 30 | 21 | 33 | 19 | 11 | 2 | 3 | 1 | 375 | 7.0 | |
| (18-20) | OPERATIONS ON THE EAR | | | | | | | | | | | | | | | | | | | | | | | |
| | | Q | M | 3 | 1 | | 1 | | 1 | 1 | 1 | 1 | | 1 | 1 | | | | | | | 11 | 2.5 | |
| | | Q | F | 4 | 1 | 1 | | | 2 | | 1 | 1 | 4 | 2 | | | | | | | | 16 | 2.2 | |
| | | NQ | M | 7 | 2 | 1 | 1 | 8 | 15 | 6 | 4 | 6 | 2 | 2 | 5 | 1 | | | | | | 60 | 7.2 | |
| | | NQ | F | 5 | 1 | 1 | 1 | 1 | 2 | 4 | 3 | 2 | 1 | | 2 | | | | | | | 23 | 2.9 | |
| | Total of Major Group (18-20) | | | 19 | 5 | 3 | 3 | 9 | 20 | 11 | 9 | 10 | 7 | 5 | 8 | 1 | | | | | | 110 | 5.1 | |
| (21-29) | OPERATIONS ON THE NOSE,MOUTH &PHARYNX | | | | | | | | | | | | | | | | | | | | | | | |
| | | Q | M | 65 | 47 | 15 | 18 | 26 | 22 | 13 | 10 | | 5 | 1 | | 1 | 1 | | 1 | | | 225 | 2.6 | |
| | | Q | F | 29 | 40 | 19 | 24 | 26 | 18 | 17 | 13 | 9 | 2 | 3 | 1 | 1 | | | 1 | | | 203 | 2.5 | |
| | | NQ | M | 48 | 54 | 10 | 14 | 30 | 30 | 39 | 27 | 15 | 17 | 16 | 8 | 3 | | | 2 | | | 313 | 6.1 | |
| | | NQ | F | 27 | 34 | 12 | 15 | 21 | 16 | 11 | 7 | 7 | 1 | 3 | | 1 | 1 | | | | | 156 | 3.1 | |
| | Total of Major Group (21-29) | | | 169 | 175 | 56 | 71 | 103 | 86 | 80 | 57 | 31 | 25 | 23 | 9 | 6 | 2 | 2 | 2 | | | 897 | 3.9 | |
| (30-34) | OPERATIONS ON THE RESPIRATORY SYSTEM | | | | | | | | | | | | | | | | | | | | | | | |
| | | Q | M | | | | 2 | | | | | | | | | | | | | 1 | | 3 | 5.7 | |
| | | Q | F | | | | | | | | | | | 1 | | 1 | | | | | | 2 | 4.0 | |
| | | NQ | M | | | | | 1 | 1 | 1 | 1 | | 2 | 1 | | | | | | | | 7 | 50.3 | |
| | | NQ | F | | | | | | 1 | | | 2 | 1 | | 1 | 1 | | | | | | 6 | 2.0 | |
| | Total of Major Group (30-34) | | | | | | 2 | 1 | 2 | 1 | 1 | 2 | 3 | 1 | 2 | 1 | 1 | | 1 | | | 18 | 21.6 | |
| (35-39) | OPERATIONS ON THE CARDIO VASCULAR SYSTEM | | | | | | | | | | | | | | | | | | | | | | | |
| | | Q | F | 1 | | | | | | | | | | | | | | | | | | 1 | 138.0 | |
| | | NQ | M | | | | | 2 | 3 | 3 | | | | | | | | | | | | 8 | 12.6 | |
| | Total of Major Group (35-39) | | | 1 | | | | 2 | 3 | 3 | | | | | | | | | | | | 9 | 26.6 | |

| ICD 9 CODE | DISCHARGE DIAGNOSIS | NA | SEX | 0-4 | 5-9 | 10-14 | 15-19 | 20-24 | 25-29 | 30-34 | 35-39 | 40-44 | 45-49 | 50-54 | 55-59 | 60-64 | 65-69 | 70-74 | 75-79 | 80-84 | 85+ | SUM | AVG LOS | NO. OF DEATHS | |
|----------------|---|----|------------|------------|-----------|------------|------------|------------|------------|------------|------------|------------|------------|-----------|-----------|-----------|-----------|----------|----------|----------|-----|-------------|------------|------------------|---|
| | | | | | | | | | | | | | | | | | | | | | | | | | |
| (40-41) | OPERATIONS ON THE HEMIC & LYMPHATIC SYSTEM | | | | | | | | | | | | | | | | | | | | | | | | |
| | Q | F | | | | | | | | | | | 1 | | | | | | | | | | 1 | 3.0 | |
| | Total of Major Group (40-41) | | | | | | | | | | | 1 | | | | | | | | | | | 1 | 3.0 | |
| (42-54) | OPERATIONS ON THE DIGESTIVE SYSTEM | | | | | | | | | | | | | | | | | | | | | | | | |
| | Q | M | 1 | | 1 | 1 | | | | | | | 1 | | | | | 1 | | | | | 5 | 76.8 | |
| | Q | F | | | | | | | | | | | | | 2 | | | | | | | | 2 | 5.5 | |
| | NQ | M | | 1 | | | 3 | 1 | 1 | 2 | | 5 | | 3 | 1 | 1 | 1 | | | | | | 19 | 8.9 | |
| | NQ | F | | 1 | | | | | | 2 | 1 | 1 | | | | | | | | | | | 5 | 2.4 | |
| | Total of Major Group (42-54) | | 1 | 2 | 1 | 1 | 3 | 1 | 1 | 4 | 1 | 7 | | 5 | 1 | 1 | 2 | | | | | | 31 | 18.6 | |
| (55-59) | OPERATIONS ON THE URINARY SYSTEM | | | | | | | | | | | | | | | | | | | | | | | | |
| | Q | M | | | | | | | | | | | | | 1 | | | | | | | | 1 | 59.0 | |
| | NQ | M | | | 1 | | | | 2 | 1 | | | | | | | | | | | | | 4 | 68.8 | |
| | Total of Major Group (55-59) | | | | 1 | | | | 2 | 1 | | | | | 1 | | | | | | | | 5 | 66.8 | |
| (60-64) | OPERATIONS ON THE MALE GENITAL ORGANS | | | | | | | | | | | | | | | | | | | | | | | | |
| | NQ | M | 1 | | | | | | | 1 | | | | | | | | | | | | | 2 | 5.5 | |
| | Total of Major Group (60-64) | | 1 | | | | | | | 1 | | | | | | | | | | | | | 2 | 5.5 | |
| (76-84) | OPERATIONS ON THE MUSCULOSKELETAL SYSTEM | | | | | | | | | | | | | | | | | | | | | | | | |
| | Q | M | 3 | 8 | 5 | 11 | 13 | 5 | 2 | 2 | 1 | | 1 | | 1 | | | | | | | 1 | 53 | 8.4 | 1 |
| | Q | F | 4 | | 1 | 2 | 1 | 1 | 1 | 1 | | | 1 | | 2 | | | | | | | | 14 | 13.3 | |
| | NQ | M | 12 | 7 | 8 | 13 | 123 | 148 | 94 | 76 | 50 | 37 | 17 | 7 | 3 | 3 | | | | | | | 598 | 2.3 | |
| | NQ | F | 3 | 2 | | 2 | 1 | 10 | 5 | 2 | | 2 | 2 | | | | | | | | | | 29 | 1.6 | |
| | Total of Major Group (76-84) | | 22 | 17 | 14 | 28 | 138 | 164 | 102 | 81 | 51 | 39 | 21 | 7 | 6 | 3 | | | | | | 1 | 694 | 3.0 | 1 |
| (85-86) | OPERATIONS ON THE INTEGUMENTARY SYSTEM | | | | | | | | | | | | | | | | | | | | | | | | |
| | Q | M | 7 | 7 | 8 | 6 | 12 | 4 | 5 | 3 | 3 | 2 | | | 1 | | | | | | | | 58 | 6.3 | |
| | Q | F | 10 | 4 | 4 | 5 | 18 | 28 | 48 | 56 | 47 | 37 | 15 | 5 | 2 | 1 | | | | | | | 280 | 5.7 | |
| | NQ | M | 5 | 3 | 1 | 13 | 39 | 46 | 29 | 34 | 24 | 17 | 10 | 3 | 4 | 1 | 4 | | | | | | 233 | 10.7 | |
| | NQ | F | 8 | 3 | 1 | 5 | 3 | 8 | 13 | 18 | 19 | 16 | 5 | 4 | 2 | 1 | 1 | | | | | | 107 | 5.4 | |
| | Total of Major Group (85-86) | | 30 | 17 | 14 | 29 | 72 | 86 | 95 | 111 | 93 | 72 | 30 | 12 | 9 | 3 | 5 | | | | | | 678 | 7.4 | |
| (87-99) | MISCELLANEOUS DIAGNOSTIC & THERAPEUTIC PROC. | | | | | | | | | | | | | | | | | | | | | | | | |
| | Q | M | 6 | 2 | | 2 | 2 | 1 | 2 | 1 | | 1 | 2 | | | | | 1 | 2 | 1 | | | 23 | 47.3 | |
| | Q | F | 5 | 1 | 1 | 1 | | | | | 1 | 3 | | | | | | | 1 | | | | 13 | 111.2 | 2 |
| | NQ | M | 2 | 2 | 1 | 1 | 8 | 12 | 18 | 11 | 11 | 5 | 7 | 3 | 1 | 1 | 1 | 1 | 1 | | | | 85 | 52.7 | |
| | NQ | F | 4 | 2 | 1 | | | 4 | | 2 | 1 | 1 | 1 | | | | 1 | | | 1 | 1 | | 19 | 53.6 | |
| | Total of Major Group (87-99) | | 17 | 7 | 3 | 4 | 10 | 17 | 20 | 14 | 13 | 10 | 10 | 3 | 1 | 1 | 3 | 4 | 2 | 1 | | | 140 | 57.4 | 2 |
| | Grand Total | | 283 | 238 | 94 | 145 | 376 | 427 | 364 | 314 | 232 | 190 | 121 | 68 | 58 | 30 | 23 | 9 | 5 | 3 | | 2980 | 7.9 | 3 | |

مستشفى الأمل

Al Amal Hospital



عدد حالات الخروج من مستشفى الأمل حسب نوع المرض (التصنيف الدولي للأمراض-المراجعة التاسعة)
والجنسية والجنس (خلال عام ٢٠٠٨)
 NUMBER OF DISCHARGED CASES FROM AL AMAL HOSPITAL
 BY TYPE OF DISEASE (ICD-9 MAJOR CATEGORY), NATIONALITY AND SEX
 (DURING THE YEAR 2008)

Table No. (86)

جدول رقم (٨٦)

| DISEASE (ICD 9 MAJOR CATEGORY) | المجموع TOTAL | عدد الخروج NO. OF DISCHARGED | | | | نوع المرض |
|---|------------------|---------------------------------|--------------|----------------|--------------|---|
| | | غير قطري Non-Qatari | | قطري Qatari | | |
| | | اناث Female | ذكور Male | اناث Female | ذكور Male | |
| 001 – 139 Infectious and Parasitic diseases | 5 | 3 | 1 | - | 1 | ١٣٩ - ٠٠١ الأمراض المعدية والطفيلية |
| 140 – 239 Neoplasms | 431 | 127 | 150 | 86 | 68 | ٢٣٩ - ١٤٠ الأورام |
| 240 – 279 Endocrine, Nutritional, metabolic Diseases and Immunity Disorders | 26 | 9 | 8 | 7 | 2 | ٢٤٠-٢٧٩ أمراض الغدد الصماء والتغذية والتمثيل الغذائي والمناعة |
| 280 – 289 Diseases of the Blood & Blood Forming Organs | 184 | 44 | 51 | 37 | 52 | ٢٨٠-٢٨٩ أمراض الدم وأعضاء تكوين الدم |
| 290 – 319 Mental Disorders | 2 | - | 1 | - | 1 | ٢٩٠-٣١٩ الاضطرابات العقلية |
| 320 – 389 Diseases of the Nervous System and Sense Organs | 5 | 2 | 1 | 1 | 1 | ٣٢٠-٣٨٩ أمراض الجهاز العصبي وأعضاء الحس |
| 390 – 459 Diseases of the Circulatory System | 28 | 9 | 9 | 9 | 1 | ٣٩٠-٤٥٩ أمراض الجهاز الدوري |
| 460 – 519 Disease of the Respiratory System | 19 | 5 | 8 | 3 | 3 | ٤٦٠-٥١٩ أمراض الجهاز التنفسي |
| 520 – 579 Diseases of the Digestive System | 38 | 11 | 17 | 6 | 4 | ٥٢٠-٥٧٩ أمراض الجهاز الهضمي |

Table No. (86) contd....

تابع جدول رقم (٨٦)

| DISEASE (ICD 9 MAJOR CATEGORY) | المجموع TOTAL | عدد الخروج NO. OF DISCHARGED | | | | نوع المرض |
|--|------------------|---------------------------------|--------------|----------------|--------------|--|
| | | غير قطري Non-Qatari | | قطري Qatari | | |
| | | اناث Female | ذكور Male | اناث Female | ذكور Male | |
| 580 – 629 Diseases of the Genitourinary System | 12 | 3 | 4 | 2 | 3 | ٥٨٠ - ٦٢٩ أمراض الجهاز البولي التناسلي |
| 680 – 709 Diseases of the skin and subcutaneous tissue | 1 | 1 | - | - | - | ٦٨٠-٧٠٩ أمراض الجلد والنسيج الخلوي تحت الجلد |
| 710 – 739 Diseases of the Musculoskeletal system & Connective tissue | 46 | 14 | 20 | 4 | 8 | ٧١٠-٧٣٩ أمراض الجهاز الهيكلي والنسيج الضام |
| 740-759 Congenital Anomalies | 2 | - | 1 | - | 1 | ٧٤٠-٧٥٩ العيوب الخلقية |
| 780 – 799 Symptoms Signs, and Ill –defined conditions | 79 | 27 | 27 | 14 | 11 | ٧٨٠-٧٩٩ الأعراض والعلامات المرضية والحالات غير المحددة |
| 800 – 999 Injury and Poisoning | 4 | 1 | 1 | 2 | - | ٨٠٠-٩٩٩ الإصابات والتسمم |
| V01 – V82 Supplementary classification of factors influencing health status and contact with health services | 481 | 128 | 258 | 61 | 34 | ف١-ف٨٢ التصنيف التكميلي للعوامل ذات الأثر على الحالة الصحية والاتصال بالخدمات الصحية |
| TOTAL | 1363 | 384 | 557 | 232 | 190 | المجموع |

عدد حالات الخروج من مستشفى الأمل حسب نوع المرض
(التصنيف الدولي للأمراض-المراجعة التاسعة)
خلال الفترة (٢٠٠٧ - ٢٠٠٨)

NUMBER OF DISCHARGED CASES FROM AL-AMAL HOSPITAL
BY TYPE OF DISEASE (ICD-9 MAJOR CATEGORY)
DURING THE PERIOD (2007 - 2008)

Table No. (87)

جدول رقم (٨٧)

| DISEASE (ICD 9 MAJOR CATEGORY) | عدد الخروج | | نوع المرض |
|---|------------|------|---|
| | 2008 | 2007 | |
| 001 – 139 Infectious and Parasitic diseases | 5 | 9 | ١٣٩ - ٠٠١ الأمراض المعدية والطفيلية |
| 140 – 239 Neoplasms | 431 | 390 | ٢٣٩ - ١٤٠ الأورام |
| 240 – 279 Endocrine, Nutritional, metabolic Diseases and Immunity Disorders | 26 | 20 | ٢٤٠ - ٢٧٩ أمراض الغدد الصماء والتغذية والتمثيل الغذائي والمناعة |
| 280 – 289 Diseases of the Blood & Blood Forming Organs | 184 | 185 | ٢٨٠ - ٢٨٩ أمراض الدم وأعضاء تكوين الدم |
| 290 – 319 Mental Disorders | 2 | 3 | ٢٩٠ - ٣١٩ الاضطرابات العقلية |
| 320 – 389 Diseases of the Nervous System and Sense Organs | 5 | 2 | ٣٢٠ - ٣٨٩ أمراض الجهاز العصبي وأعضاء الحس |
| 390 – 459 Diseases of the Circulatory System | 28 | 22 | ٣٩٠ - ٤٥٩ أمراض الجهاز الدوري |
| 460 – 519 Disease of the Respiratory System | 19 | 52 | ٤٦٠ - ٥١٩ أمراض الجهاز التنفسي |
| 520 – 579 Diseases of the Digestive System | 38 | 30 | ٥٢٠ - ٥٧٩ أمراض الجهاز الهضمي |

Table No. (87) contd.....

تابع جدول رقم (٨٧)

| DISEASE (ICD 9 MAJOR CATEGORY) | عدد الخروج | | نوع المرض |
|---|-------------------------|-------------|---|
| | NO. OF DISCHARGED CASES | | |
| | 2008 | 2007 | |
| 580 – 629 Diseases of the Genitourinary System | 12 | 28 | ٥٨٠ - ٦٢٩ أمراض الجهاز البولي التناسلي |
| 680 – 709 Diseases of the skin and subcutaneous tissue | 1 | 1 | ٦٨٠-٧٠٩ أمراض الجلد والنسيج الخلوي تحت الجلد |
| 710 – 739 Diseases of the Musculoskeletal system & Connective tissue | 46 | 39 | ٧١٠-٧٣٩ أمراض الجهاز الهيكلي والنسيج الضام |
| 740 – 759 Congenital Anomalies | 2 | 1 | ٧٤٠-٧٥٩ العيوب الخلقية |
| 780 – 799 Symptoms Signs, and Ill –defined conditions | 79 | 72 | ٧٨٠-٧٩٩ الأعراض والعلامات المرضية والحالات غير المحددة |
| 800 – 999 Injury and Poisoning | 4 | 10 | ٨٠٠-٩٩٩ الإصابات والتسمم |
| V01 – V82 Supplementary classification of factors influencing health status and contact health services | 481 | 525 | ١-٨٢ ف- التصنيف التكميلي للعوامل ذات الأثر على الحالة الصحية والاتصال بالخدمات الصحية |
| TOTAL | 1363 | 1389 | المجموع |

NUMBER OF INPATIENT DISCHARGES OF AL-AMAL HOSPITAL BY ICD 9CM BY SUB GROUP, AGE, NATIONALITY, AND SEX FOR THE YEAR 2008

Table:88

| ICD 9 CODE | DISHCHARGE DIAGNOSIS | NA | SEX | 0-4 | 5-9 | 10-14 | 15-19 | 20-24 | 25-29 | 30-34 | 35-39 | 40-44 | 45-49 | 50-54 | 55-59 | 60-64 | 65-69 | 70-74 | 75-79 | 80-84 | 85+ | SUM | AVG LOS | NO. OF DEATHS |
|--|----------------------|----|-------|-----|-----|-------|-------|-------|-------|-------|-------|-------|-------|-------|-------|-------|-------|-------|-------|-------|-----|-----|---------|---------------|
| (001-139) CHAPTER I:INFECTIOUS AND PARASITIC DISEASES | | | | | | | | | | | | | | | | | | | | | | | | |
| (001-009) INTestinal Infectious Diseases | | | | | | | | | | | | | | | | | | | | | | | | |
| | | NQ | M | | | | 1 | | | | | | | | | | | | | | | 1 | 11.0 | |
| | | | Total | | | | 1 | | | | | | | | | | | | | | | 1 | 11.0 | |
| (010-018) TUBERCULOSIS | | | | | | | | | | | | | | | | | | | | | | | | |
| | | NQ | F | | | | | | | | | | | | | | | | 1 | | | 1 | 4.0 | |
| | | | Total | | | | | | | | | | | | | | | | 1 | | | 1 | 4.0 | |
| (110-118) MYCOSES | | | | | | | | | | | | | | | | | | | | | | | | |
| | | NQ | F | | | | 1 | | | | | | | | | | | | | | | 1 | 3.0 | |
| | | | Total | | | | 1 | | | | | | | | | | | | | | | 1 | 3.0 | |
| (130-136) OTHER INFECTIOUS AND PARASITIC DISEASES | | | | | | | | | | | | | | | | | | | | | | | | |
| | | Q | M | | | | | | | | | | | 1 | | | | | | | | 1 | 26.0 | 1 |
| | | | Total | | | | | | | | | | | 1 | | | | | | | | 1 | 26.0 | 1 |
| (137-139) LATE EFFECTS OF INFECTIOUS AND PRASITIC DISEASES | | | | | | | | | | | | | | | | | | | | | | | | |
| | | NQ | F | | | | | | | | | | | | | | | | 1 | | | 1 | 2.0 | |
| | | | Total | | | | | | | | | | | | | | | | 1 | | | 1 | 2.0 | |
| Total of Major Group (001-139) | | | | | | | 1 | 1 | | | | | | 1 | | | | | 2 | | | 5 | 9.2 | 1 |
| (140-239) CHAPTER II:NEOPLASMS | | | | | | | | | | | | | | | | | | | | | | | | |
| (140-149) MALIGNANT NEOPLASM OF LIP.ORAL CAVITY ,& PHARYNX | | | | | | | | | | | | | | | | | | | | | | | | |
| | | Q | M | | | | | | | | | 1 | | | | | 2 | | | | | 3 | 23.7 | |
| | | NQ | M | | | | | | | | 1 | | | | | 2 | | | | | | 3 | 1.3 | |
| | | NQ | F | | | | | 1 | | | | | | | | | | | | | | 1 | 19.0 | |
| | | | Total | | | | | 1 | | 1 | 2 | | | | | 2 | 2 | | | | | 7 | 13.4 | |
| (150-159) MALIGNANT NEOPLASM OF DIGESTIVE ORGANS & PERITONEUM | | | | | | | | | | | | | | | | | | | | | | | | |
| | | Q | M | | | | 1 | | | | | | 4 | 1 | 1 | 1 | 1 | | | 3 | | 12 | 36.3 | 2 |
| | | Q | F | | | | | | | | | 1 | 2 | 1 | | 1 | 1 | | 1 | | | 7 | 16.1 | 2 |
| | | NQ | M | | | | | 1 | 2 | 8 | | | 7 | 4 | 9 | 4 | 2 | 6 | | | | 43 | 9.0 | 4 |
| | | NQ | F | | | | | | | | | | 1 | 1 | 3 | 1 | 1 | 1 | 1 | | | 9 | 18.3 | 2 |
| | | | Total | | | | 1 | 1 | 2 | 8 | 1 | 14 | 7 | 13 | 7 | 5 | 7 | 5 | 7 | 5 | | 71 | 15.5 | 10 |

| ICD 9 CODE | DISHCHARGE DIAGNOSIS | NA | SEX | 0-4 | 5-9 | 10-14 | 15-19 | 20-24 | 25-29 | 30-34 | 35-39 | 40-44 | 45-49 | 50-54 | 55-59 | 60-64 | 65-69 | 70-74 | 75-79 | 80-84 | 85+ | SUM | AVG LOS | NO. OF DEATHS | |
|------------|---|----|-----|-----|-----|-------|----------|----------|-----------|-----------|----------|-----------|-----------|-----------|-----------|----------|-----------|-----------|----------|----------|-----|------------|-------------|---------------|---|
| (160-165) | MALIGNANT NEO. OF RESPIRATORY & INTRATHORACIC ORGANS | | | | | | | | | | | | | | | | | | | | | | | | |
| | Q M | | | | | | | | | | | | 1 | | 2 | | 4 | 2 | 4 | | | | 13 | 16.6 | 2 |
| | NQ M | | | | | | | | | | 2 | 1 | 8 | 5 | 4 | 1 | 4 | 4 | | | | | 29 | 10.8 | 4 |
| | NQ F | | | | | | | | | 3 | | | | | 3 | 1 | | | | | | | 7 | 10.6 | 1 |
| | Total | | | | | | | | | 3 | 2 | 2 | 8 | 7 | 7 | 6 | 6 | 8 | | | | 49 | 12.3 | 7 | |
| (170-175) | MALIGNANT NEO. OF BONE, CONNECTIVE TISSUE,SKIN,&BREAST | | | | | | | | | | | | | | | | | | | | | | | | |
| | Q M | | | | | | 1 | | | | | | | | | | | | | | | | 1 | 11.0 | |
| | Q F | | | | | | | | | 2 | 1 | 6 | 1 | 1 | 5 | 5 | 3 | | | | | | 24 | 8.6 | 1 |
| | NQ M | | | | | | | 1 | | | 1 | | | | 1 | 3 | | 1 | | | | | 7 | 18.1 | 1 |
| | NQ F | | | | | | | | | 2 | 9 | 3 | 6 | 7 | 4 | 9 | 1 | | | | | | 41 | 6.5 | 2 |
| | Total | | | | | | 1 | 1 | 4 | 11 | 9 | 7 | 8 | 10 | 17 | 4 | 1 | | | | | 73 | 8.4 | 4 | |
| (176-176) | MALIGNANT NEO. OF BONE, CONNECTIVE TISSUE,SKIN,&BREAST | | | | | | | | | | | | | | | | | | | | | | | | |
| | NQ M | | | | | | | | | | | | | | 1 | | | | | | | | 1 | 1.0 | |
| | Total | | | | | | | | | | | | | | 1 | | | | | | | | 1 | 1.0 | |
| (179-189) | MALIGNANT NEOPLASM OF GENITOURINARY ORGANS | | | | | | | | | | | | | | | | | | | | | | | | |
| | Q M | | | | | | | | | | | | | | | 1 | 2 | | 1 | 1 | | | 5 | 7.2 | 1 |
| | Q F | | | | | | | | | | | | 4 | | 7 | 2 | 1 | 2 | | | | | 16 | 5.8 | 3 |
| | NQ M | | | | | | 1 | | | | | | 1 | | 2 | 2 | | 2 | 1 | | | | 9 | 12.2 | 1 |
| | NQ F | | | | | | | | | | | 2 | 1 | 1 | 4 | 3 | | | 1 | | | | 12 | 3.3 | |
| | Total | | | | | | 1 | | | | | 2 | 6 | 1 | 13 | 8 | 3 | 4 | 3 | 1 | | 42 | 6.6 | 5 | |
| (190-199) | MALIGNANT NEOPLASM OF OTHER & UNSPECIFIED SITES | | | | | | | | | | | | | | | | | | | | | | | | |
| | Q M | | | | | | | 2 | 1 | | | | 2 | 1 | 1 | | 8 | 1 | | 1 | | | 17 | 18.8 | 5 |
| | Q F | | | | | | | | 1 | 1 | 4 | 3 | | | 5 | 2 | | 1 | | | | | 17 | 18.2 | 2 |
| | NQ M | | | | | | | | 1 | 1 | 1 | 1 | 1 | 5 | | 1 | | 1 | 1 | | | | 12 | 17.5 | 1 |
| | NQ F | | | | | | | 1 | 1 | 2 | 1 | 1 | | | | 4 | 2 | | | | | | 12 | 11.3 | 3 |
| | Total | | | | | | | 3 | 4 | 3 | 6 | 5 | 3 | 6 | 6 | 7 | 10 | 3 | 1 | 1 | | 58 | 16.8 | 11 | |
| (200-208) | CANCER OF LYMPHATIC & HEMATOPOIETIC TISSUE | | | | | | | | | | | | | | | | | | | | | | | | |
| | Q M | | | | | | 1 | 2 | 1 | | 2 | 2 | | | 2 | | 1 | 1 | 1 | | | | 13 | 8.5 | |
| | Q F | | | | | | 1 | | 1 | | | 2 | | | 4 | | 3 | 7 | | 3 | | | 21 | 9.1 | |
| | NQ M | | | | | | 1 | 2 | 4 | 3 | 1 | 7 | 3 | 12 | 8 | 2 | 2 | | | | | | 45 | 19.5 | |
| | NQ F | | | | | | | 4 | 4 | 7 | 1 | 2 | 8 | 7 | 1 | | | 3 | 1 | 1 | | | 39 | 12.7 | 2 |
| | Total | | | | | | 3 | 8 | 10 | 10 | 4 | 13 | 11 | 19 | 15 | 2 | 6 | 11 | 2 | 4 | | 118 | 14.2 | 2 | |
| (210-229) | BENIGN NEOPLASMS | | | | | | | | | | | | | | | | | | | | | | | | |
| | Q M | | | | | | | | | | | | | | | | | | | | | | 1 | 50.0 | |
| | Total | | | | | | | | | | | | | | | | | | | | | | 1 | 50.0 | |

| ICD 9 CODE | DISCHARGE DIAGNOSIS | NA | SEX | 0-4 | 5-9 | 10-14 | 15-19 | 20-24 | 25-29 | 30-34 | 35-39 | 40-44 | 45-49 | 50-54 | 55-59 | 60-64 | 65-69 | 70-74 | 75-79 | 80-84 | 85+ | SUM | AVG LOS | NO. OF DEATHS | |
|---------------------------------------|--|----|-----|-----|-----|-------|-------|-------|-------|-------|-------|-------|-------|-------|-------|-------|-------|-------|-------|-------|-----|-----|------------|------------------|---|
| (235-238) | NEOPLASMS OF UNCERTAIN BEHAVIOUR | | | | | | | | | | | | | 1 | | | | 1 | | | | 2 | 19.0 | 1 | |
| | Q M | | | | | | | | | | | | | 1 | | | | | | | | 1 | 19.0 | 1 | |
| | Q F | | | | | | | | | | | | 1 | | | | | | | | | 1 | 1.0 | | |
| | NQ M | | | | | | | | | | | | 1 | | | | | | | | | 1 | 13.0 | | |
| | NQ F | | | | | | | | | | 1 | | | | | 1 | 2 | 2 | | | | 6 | 2.5 | | |
| | Total | | | | | | | | | | 1 | | 2 | 1 | | 1 | 2 | 3 | | | | 10 | 6.7 | 1 | |
| (239-239) | NEOPLASMS OF UNSPECIFIED NATURE | | | | | | | | | | | | | | | 1 | | | | | | 1 | 166.0 | | |
| | Q M | | | | | | | | | | | | | | | 1 | | | | | | 1 | 166.0 | | |
| | Total | | | | | | | | | | | | | | | 1 | | | | | | 1 | 166.0 | | |
| Total of Major Group (140-239) | | | | | | 4 | 13 | 16 | 23 | 30 | 34 | 45 | 50 | 65 | 52 | 38 | 36 | 19 | 6 | | | 431 | 13.0 | 40 | |
| (240-279) | CHAPTER III: ENDOCRINE, NUT., METABOLIC & IMMUNITY DISORDERS | | | | | | | | | | | | | | | | | | | | | | | | |
| (240-246) | DISORDERS OF THYROID GLAND | | | | | | | | | | | | 1 | | | | | | | | | 1 | 3.0 | | |
| | Q F | | | | | | | | | | | | 1 | | | | | | | | | 1 | 3.0 | | |
| | Total | | | | | | | | | | | | 1 | | | | | | | | | 1 | 3.0 | | |
| (250-259) | DISEASES OF OTHER ENDOCRINE GLANDS | | | | | | 1 | | | | | | 1 | | | | | | | | | 2 | 1.0 | | |
| | Q F | | | | | | 1 | | | | | | 1 | | | | | | | | | 2 | 1.0 | | |
| | NQ M | | | | | | | | | | | | | 1 | | | | | | | | 1 | 1.0 | | |
| | NQ F | | | | | 2 | | | | | | | | | | | | | | | | 2 | 3.0 | | |
| | Total | | | | | 2 | 1 | | | | | | 1 | 1 | | | | | | | | 5 | 1.8 | | |
| (260-269) | NUTRITIONAL DEFICIENCIES | | | | | | | | | | | | | | | | 1 | | | | | 1 | 1.0 | | |
| | Q F | | | | | | | | | | | | | | | | 1 | | | | | 1 | 1.0 | | |
| | NQ M | | | | | 1 | | | | | | | | | | | | | | | | 1 | 5.0 | | |
| | Total | | | | | 1 | | | | | | | | | | | | 1 | | | | 2 | 3.0 | | |
| (270-279) | OTHER METABOLIC & IMMUNITY DISORDERS | | | | | 1 | | | | | | | | | | | 1 | | | | | 2 | 5.0 | 1 | |
| | Q M | | | | | 1 | | | | | | | | | | | 1 | | | | | 2 | 5.0 | 1 | |
| | Q F | | | | | | | | | | | | | | | 2 | 1 | | | | | 3 | 5.7 | 1 | |
| | NQ M | | | | | | | | | 1 | | | | | 2 | | 1 | 2 | | | | 6 | 7.8 | | |
| | NQ F | | | | | | 1 | 2 | | 1 | | | | | 2 | | | | | | 1 | 7 | 29.3 | 2 | |
| | Total | | | | | 1 | 1 | 2 | | 2 | | | | | 4 | 2 | 3 | 2 | | | 1 | 18 | 15.5 | 4 | |
| Total of Major Group (240-279) | | | | | | 4 | 2 | 2 | | 2 | | | 2 | 1 | 4 | 2 | 4 | 2 | | | | 1 | 26 | 11.4 | 4 |

| ICD 9 CODE | DISHARGE DIAGNOSIS | NA | SEX | 0-4 | 5-9 | 10-14 | 15-19 | 20-24 | 25-29 | 30-34 | 35-39 | 40-44 | 45-49 | 50-54 | 55-59 | 60-64 | 65-69 | 70-74 | 75-79 | 80-84 | 85+ | SUM | AVG LOS | NO. OF DEATHS |
|---------------|--------------------|----|-----|-----|-----|-------|-------|-------|-------|-------|-------|-------|-------|-------|-------|-------|-------|-------|-------|-------|-----|-----|------------|------------------|
|---------------|--------------------|----|-----|-----|-----|-------|-------|-------|-------|-------|-------|-------|-------|-------|-------|-------|-------|-------|-------|-------|-----|-----|------------|------------------|

(280-289) CHAPTER IV:DISEASES OF BLOOD & BLOOD FORMING ORGANS

(280-289) DISEASES OF BLOOD & BLOOD FORMING ORGANS

| | | | | | | | | | | | | | | | | | | | | | | | | |
|--------------|--|--|--|-----------|-----------|-----------|----------|-----------|----------|----------|-----------|----------|----------|----------|----------|--|--|---|--|----------|------------|------------|----------|---|
| Q M | | | | 24 | 12 | 1 | 1 | 9 | 1 | | 1 | 1 | 2 | | | | | | | | | 52 | 2.3 | |
| Q F | | | | 3 | 5 | 10 | 2 | 1 | 1 | 5 | 6 | 1 | | 2 | | | | | | | 1 | 37 | 18.2 | 1 |
| NQ M | | | | 7 | 19 | 5 | 3 | 5 | 1 | 3 | 4 | 2 | 1 | 1 | | | | | | | | 51 | 10.3 | 1 |
| NQ F | | | | 8 | 8 | 8 | 1 | 2 | 3 | | 4 | 4 | 4 | | | | | 2 | | | | 44 | 4.2 | |
| Total | | | | 42 | 44 | 24 | 7 | 17 | 6 | 8 | 15 | 8 | 7 | 3 | 2 | | | | | 1 | 184 | 8.2 | 2 | |

Total of Major Group (280-289) **42** **44** **24** **7** **17** **6** **8** **15** **8** **7** **3** **2** **1** **184** **8.2** **2**

(290-319) CHAPTER V:MENTAL DISORDERS

(295-299) OTHER PSYCHOSES

| | | | | | | | | | | | | | | | | | | | | | | | | |
|--------------|--|--|--|--|--|--|--|--|--|--|--|--|--|--|--|--|--|--|--|--|--|--|--|--|
| Q M | | | | | | | | | | | | | | | | | | | | | | | | |
| Total | | | | | | | | | | | | | | | | | | | | | | | | |

(300-316) NEUROTIC,PERSONALITY & OTH NONPSYCHOTIC DIS

| | | | | | | | | | | | | | | | | | | | | | | | | | |
|--------------|--|--|--|--|--|--|--|--|--|--|--|--|--|----------|--|--|--|--|--|--|--|--|----------|------------|--|
| NQ M | | | | | | | | | | | | | | 1 | | | | | | | | | 1 | 7.0 | |
| Total | | | | | | | | | | | | | | 1 | | | | | | | | | 1 | 7.0 | |

Total of Major Group (290-319) **1** **1** **2** **10.0**

(320-389) CHAPTER VI:DISEASES OF THE NERVOUS SYSTEM & SENSE ORGANS

(340-349) OTHER DISORDERS OF THE CENTRAL NERVOUS SYSTEM

| | | | | | | | | | | | | | | | | | | | | | | | | | |
|--------------|--|--|--|--|--|--|--|--|--|--|----------|--|--|--|--|--|--|--|--|--|--|--|----------|------------|--|
| Q M | | | | | | | | | | | 1 | | | | | | | | | | | | 1 | 1.0 | |
| Total | | | | | | | | | | | 1 | | | | | | | | | | | | 1 | 1.0 | |

(360-379) DISORDERS OF THE EYE & ADNEXA

| | | | | | | | | | | | | | | | | | | | | | | | | | | |
|--------------|--|--|--|--|--|----------|--|--|--|--|--|--|--|----------|--|--|--|--|--|--|--|--|----------|-------------|-----|--|
| Q F | | | | | | 1 | | | | | | | | | | | | | | | | | 1 | 16.0 | | |
| NQ M | | | | | | | | | | | | | | | | | | | | | | | 1 | 16.0 | | |
| NQ F | | | | | | | | | | | | | | 1 | | | | | | | | | | 1 | 3.0 | |
| Total | | | | | | 1 | | | | | | | | 1 | | | | | | | | | 3 | 11.7 | | |

(380-389) DISEASES OF THE EAR & MASTOID PROCESS

| | | | | | | | | | | | | | | | | | | | | | | | | | | |
|--------------|--|--|--|--|--|--|--|--|--|--|--|--|--|--|--|--|--|--|--|--|--|--|--|----------|-------------|--|
| NQ F | | | | | | | | | | | | | | | | | | | | | | | | 1 | 25.0 | |
| Total | | | | | | | | | | | | | | | | | | | | | | | | 1 | 25.0 | |

Total of Major Group (320-389) **1** **1** **2** **1** **5** **12.2**

| ICD 9 CODE | DISCHARGE DIAGNOSIS | NA | SEX | 0-4 | 5-9 | 10-14 | 15-19 | 20-24 | 25-29 | 30-34 | 35-39 | 40-44 | 45-49 | 50-54 | 55-59 | 60-64 | 65-69 | 70-74 | 75-79 | 80-84 | 85+ | SUM | AVG LOS | NO. OF DEATHS | | | | |
|---|---------------------|----|-------|---------------------------------------|-----|-------|-------|-------|-------|-------|-------|-------|-------|-------|-------|-------|-------|-------|-------|-------|-----|-----|------------|------------------|---|----|-----|---|
| | | | | | | | | | | | | | | | | | | | | | | | | | | | | |
| (390-459) CHAPTER VII:DISEASES OF THE CIRCULATORY SYSTEM | | | | | | | | | | | | | | | | | | | | | | | | | | | | |
| (410-414) ISCHEMIC HEART DISEASE | | | | | | | | | | | | | | | | | | | | | | | | | | | | |
| | | | NQ | M | | | | | | | | | | | | | | | | | | | 1 | 1.0 | | | | |
| | | | Total | | | | | | | | | | | | | | | | | | | | 1 | 1.0 | | | | |
| (415-417) DISEASES OF PULMONARY CIRCULATION | | | | | | | | | | | | | | | | | | | | | | | | | | | | |
| | | | Q | F | | | | | | | 1 | | | | | | | | | | | | 1 | 2.0 | | | | |
| | | | NQ | F | | | | | | | | | | | 1 | | | | | | | | 1 | 39.0 | | | | |
| | | | Total | | | | | | | | 1 | | | | 1 | | | | | | | | 2 | 20.5 | | | | |
| (420-429) OTHER FORMS OF HEART DISEASE | | | | | | | | | | | | | | | | | | | | | | | | | | | | |
| | | | Q | M | | | | | | | | | | 1 | | | | | | | | | 1 | 1.0 | | | | |
| | | | NQ | M | | | 1 | | | | 1 | | | 2 | 1 | | | | | | | | 5 | 9.0 | 1 | | | |
| | | | NQ | F | | | | | | 1 | | | | | | | | | | | | | 1 | 1.0 | | | | |
| | | | Total | | | | 1 | | | 1 | 1 | | | 3 | 1 | | | | | | | | 7 | 6.7 | 1 | | | |
| (440-448) DISEASE OF ARTERIES,ARTERIOLES,&CAPILLARIES | | | | | | | | | | | | | | | | | | | | | | | | | | | | |
| | | | Q | F | | | | | | 7 | | | | | | | | | | | | | 7 | 4.4 | | | | |
| | | | NQ | F | | | | | | | | | 2 | 2 | | | | | | | | | 4 | 8.3 | | | | |
| | | | Total | | | | | | | 7 | | | | 2 | 2 | | | | | | | | 11 | 5.8 | | | | |
| (451-459) DIS. OF VEINS&LYMPATICS,&OTH DIS. OF CIRCULATORY SYSTEM | | | | | | | | | | | | | | | | | | | | | | | | | | | | |
| | | | NQ | F | | | | | | | 1 | 1 | | | | | | | | | | | 2 | 5.5 | | | | |
| | | | Total | | | | | | | | 1 | 1 | | | | | | | | | | | 2 | 5.5 | | | | |
| (451-459) DIS. OF VEINS&LYMPHATICS,&OTH DIS. OF CIRCULATORY SYSTEM | | | | | | | | | | | | | | | | | | | | | | | | | | | | |
| | | | Q | F | | | | | | | | | | 1 | | | | | | | | | 1 | 2.0 | | | | |
| | | | NQ | M | | | | | | | | | | 1 | | 1 | | | | 1 | | | 3 | 7.7 | 1 | | | |
| | | | NQ | F | | | | | | 1 | | | | | | | | | | | | | 1 | 2.0 | | | | |
| | | | Total | | | | | | | 1 | | | | 2 | | 1 | | | | 1 | | | 5 | 5.4 | 1 | | | |
| | | | | Total of Major Group (390-459) | | | | | | 1 | | | 8 | 2 | 2 | 3 | 7 | 1 | 2 | | | | 1 | 1 | | 28 | 6.8 | 2 |
| (460-519) CHAPTER VIII:DISEASES OF THE RESPIRATORY SYSTEM | | | | | | | | | | | | | | | | | | | | | | | | | | | | |
| (460-466) ACUTE RESPIRATORY INFECTIONS | | | | | | | | | | | | | | | | | | | | | | | | | | | | |
| | | | NQ | M | | | | | | | | | | 1 | 1 | | | | | | | | 2 | 11.0 | | | | |
| | | | Total | | | | | | | | | | | 1 | 1 | | | | | | | | 2 | 11.0 | | | | |
| (470-478) OTHER DIS. OF THE UPPER RESPIRATORY TRACT | | | | | | | | | | | | | | | | | | | | | | | | | | | | |
| | | | NQ | F | | | | 1 | | | | | | | | | | | | | | | 1 | 6.0 | | | | |
| | | | Total | | | | | 1 | | | | | | | | | | | | | | | 1 | 6.0 | | | | |

(480-487) PNEUMONIA & INFLUENZA

| | | | | | | | | | | | | | | | | | | | | | | | | | |
|--------------|--|--|--|--|--|--|--|---|---|---|--|--|---|---|--|---|--|--|---|---|--|--|----|------|---|
| Q M | | | | | | | | 1 | | | | | | | | | | | 1 | 1 | | | 3 | 4.0 | 1 |
| Q F | | | | | | | | | 1 | 1 | | | | | | 1 | | | | | | | 3 | 8.7 | |
| NQ M | | | | | | | | | | | | | | 1 | | 3 | | | | | | | 4 | 45.5 | |
| NQ F | | | | | | | | | | | | | 1 | 1 | | 1 | | | | | | | 3 | 12.7 | |
| Total | | | | | | | | 1 | 1 | 1 | | | 1 | 2 | | 5 | | | 1 | 1 | | | 13 | 19.8 | 1 |

(500-508) PNEUMOCONIOSES & OTH LUNG DIS.DUE TO EXTERNAL AGENTS

| | | | | | | | | | | | | | | | | | | | | | | | | | |
|--------------|--|--|--|--|--|--|--|--|--|--|--|--|--|--|--|--|--|--|--|--|---|--|---|-----|---|
| NQ F | | | | | | | | | | | | | | | | | | | | | 1 | | 1 | 4.0 | 1 |
| Total | | | | | | | | | | | | | | | | | | | | | 1 | | 1 | 4.0 | 1 |

(510-519) OTHER DISEASES OF RESPIRATORY SYSTEM

| | | | | | | | | | | | | | | | | | | | | | | | | | |
|--------------|--|--|--|--|--|--|--|---|--|--|--|--|---|--|--|--|--|--|--|--|--|--|---|-----|--|
| NQ M | | | | | | | | 1 | | | | | 1 | | | | | | | | | | 2 | 4.0 | |
| Total | | | | | | | | 1 | | | | | 1 | | | | | | | | | | 2 | 4.0 | |

Total of Major Group (460-519)

| | | | | | | | | | | | | | | | | | | | | | | | | | |
|--|--|--|--|--|--|--|--|---|---|---|--|--|--|---|---|---|---|--|--|---|---|---|----|------|---|
| | | | | | | | | 3 | 1 | 1 | | | | 2 | 3 | 1 | 5 | | | 1 | 1 | 1 | 19 | 15.7 | 2 |
|--|--|--|--|--|--|--|--|---|---|---|--|--|--|---|---|---|---|--|--|---|---|---|----|------|---|

(520-579) CHAPTER IX: DISEASES OF THE DIGESTIVE SYSTEM

(520-529) DISEASE OF ORAL CAVITY, SALIVARY GLANDS & JAWS

| | | | | | | | | | | | | | | | | | | | | | | | | | |
|--------------|--|--|--|--|--|--|--|---|---|---|--|---|---|---|---|---|--|--|--|--|--|--|----|------|--|
| Q M | | | | | | | | | | | | | | | | 1 | | | | | | | 1 | 4.0 | |
| NQ M | | | | | | | | 2 | 2 | 2 | | | 1 | | | | | | | | | | 7 | 23.6 | |
| NQ F | | | | | | | | 2 | | | | 1 | 1 | | 1 | | | | | | | | 5 | 5.4 | |
| Total | | | | | | | | 4 | 2 | 2 | | 1 | 1 | 1 | 1 | 1 | | | | | | | 13 | 15.1 | |

(530-537) DISEASES OF OESOPHAGUS, STOMACH AND DUODENUM

| | | | | | | | | | | | | | | | | | | | | | | | | | |
|--------------|--|--|--|--|--|--|--|--|--|--|--|---|---|---|--|--|--|--|--|--|--|--|---|-----|--|
| NQ F | | | | | | | | | | | | 1 | 1 | 1 | | | | | | | | | 3 | 3.3 | |
| Total | | | | | | | | | | | | 1 | 1 | 1 | | | | | | | | | 3 | 3.3 | |

(550-553) HERNIA OF ABDOMINAL CAVITY

| | | | | | | | | | | | | | | | | | | | | | | | | | |
|--------------|--|--|--|--|--|--|--|--|--|--|--|--|--|--|--|---|--|--|--|--|--|--|---|-----|--|
| NQ M | | | | | | | | | | | | | | | | 1 | | | | | | | 1 | 2.0 | |
| Total | | | | | | | | | | | | | | | | 1 | | | | | | | 1 | 2.0 | |

(555-558) NONINFECTIVE ENTERITIS & COLITIS

| | | | | | | | | | | | | | | | | | | | | | | | | | |
|--------------|--|--|--|--|--|--|--|--|---|---|---|---|--|--|--|---|---|--|--|--|--|--|---|------|--|
| Q M | | | | | | | | | 1 | | | | | | | 1 | | | | | | | 2 | 12.5 | |
| Q F | | | | | | | | | | 1 | | | | | | | 1 | | | | | | 2 | 4.0 | |
| NQ M | | | | | | | | | | | | | | | | 1 | | | | | | | 1 | 4.0 | |
| NQ F | | | | | | | | | | | | 1 | | | | | | | | | | | 1 | 2.0 | |
| Total | | | | | | | | | 1 | 1 | 1 | | | | | 2 | 1 | | | | | | 6 | 6.5 | |

| ICD 9 CODE | DISHARGE DIAGNOSIS | NA | SEX | 0-4 | 5-9 | 10-14 | 15-19 | 20-24 | 25-29 | 30-34 | 35-39 | 40-44 | 45-49 | 50-54 | 55-59 | 60-64 | 65-69 | 70-74 | 75-79 | 80-84 | 85+ | SUM | AVG LOS | NO. OF DEATHS | |
|--------------------------------|--|----|-------|-----|-----|-------|-------|-------|-------|-------|-------|-------|-------|-------|-------|-------|-------|-------|-------|-------|-----|-----|------------|------------------|---|
| (560-569) | OTH DISEASES OF INTESTINES & PERITONEUM | | | | | | | | | | | | 1 | | 1 | | | | | | | | 2 | 17.5 | 1 |
| | | Q | F | | | | | | | | | | 1 | | 1 | | | | | | | | 2 | 17.5 | 1 |
| | | NQ | M | | | | | | | 1 | | 1 | | | | 1 | 1 | 1 | | | | | 5 | 4.4 | |
| | | NQ | F | | | | | 1 | | | | | | | | | 1 | | | | | | 2 | 28.5 | 1 |
| | | | Total | | | | | 1 | | 1 | | 1 | 1 | | 1 | 1 | 2 | 1 | | | | | 9 | 12.7 | 2 |
| (570-579) | OTHER DISEASES OF DIGESTIVE SYSTEM | | | | | | | | | | | | 1 | | | | | | | | | | 1 | 2.0 | |
| | | Q | M | | | | | | | | | | 1 | | | | | | | | | | 1 | 2.0 | |
| | | Q | F | | | | | | | | | | | | 2 | | | | | | | | 2 | 5.0 | 1 |
| | | NQ | M | | | | | | | 1 | | | | | | 1 | | | | | | | 3 | 12.0 | 1 |
| | | | Total | | | | | | | 1 | | | 1 | 1 | 2 | 1 | | | | | | | 6 | 8.0 | 2 |
| Total of Major Group (520-579) | | | | | | | | 5 | 3 | 5 | 3 | 3 | 4 | 2 | 4 | 5 | 3 | 1 | | | | | 38 | 10.8 | 4 |
| (580-629) | CHAPTER X:DISEASES OF THE GENITOURINARY SYSTEM | | | | | | | | | | | | | | | | | | | | | | | | |
| (580-589) | NEPHRITIS, NEPHROTIC SYNDROME, & NEPHROSIS | | | | | | | | | | | | 1 | | | | | | | | | | 1 | 11.0 | |
| | | Q | M | | | | | | | | | | 1 | | | | | | | | | | 1 | 11.0 | |
| | | Q | F | | | | | | | | | | | | | 1 | | | | | | | 1 | 4.0 | |
| | | | Total | | | | | | | | | | 1 | | | 1 | | | | | | | 2 | 7.5 | |
| (590-599) | OTHER DISEASES OF URINARY SYSTEM | | | | | | | | | | 1 | | 1 | | 1 | | | | | | 1 | | 4 | 10.5 | |
| | | NQ | M | | | | | | | | 1 | | 1 | | 1 | | | | | | | 1 | 4 | 10.5 | |
| | | NQ | F | | | | | | | | | 1 | | | | | | | | | | | 1 | 14.0 | |
| | | | Total | | | | | | | | 1 | 1 | 1 | | 1 | | | | | | | 1 | 5 | 11.2 | |
| (600-608) | DISEASES OF MALE GENITAL ORGANS | | | | | | | 2 | | | | | | | | | | | | | | | 2 | 3.5 | |
| | | Q | M | | | | | 2 | | | | | | | | | | | | | | | 2 | 3.5 | |
| | | | Total | | | | | 2 | | | | | | | | | | | | | | | 2 | 3.5 | |
| (610-611) | DISORDERS OF BREAST | | | | | | | | | | | | | | | | | 1 | | | | | 1 | 12.0 | |
| | | Q | F | | | | | | | | | | | | | | | 1 | | | | | 1 | 12.0 | |
| | | | Total | | | | | | | | | | | | | | | 1 | | | | | 1 | 12.0 | |
| (617-629) | OTHER DISORDERS OF FEMALE GENITAL TRACT | | | | | | | | | | | | | 1 | | 1 | | | | | | | 2 | 5.5 | |
| | | NQ | F | | | | | | | | | | | 1 | | 1 | | | | | | | 2 | 5.5 | |
| | | | Total | | | | | | | | | | | 1 | | 1 | | | | | | | 2 | 5.5 | |
| Total of Major Group (580-629) | | | | | | | | 2 | | | 1 | 1 | 2 | 1 | 1 | 2 | 1 | | | | 1 | | 12 | 8.4 | |

| ICD 9 CODE | DISHCHARGE DIAGNOSIS | NA | SEX | 0-4 | 5-9 | 10-14 | 15-19 | 20-24 | 25-29 | 30-34 | 35-39 | 40-44 | 45-49 | 50-54 | 55-59 | 60-64 | 65-69 | 70-74 | 75-79 | 80-84 | 85+ | SUM | AVG LOS | NO. OF DEATHS |
|---------------|----------------------|----|-----|-----|-----|-------|-------|-------|-------|-------|-------|-------|-------|-------|-------|-------|-------|-------|-------|-------|-----|-----|------------|------------------|
|---------------|----------------------|----|-----|-----|-----|-------|-------|-------|-------|-------|-------|-------|-------|-------|-------|-------|-------|-------|-------|-------|-----|-----|------------|------------------|

(680-709) CHAPTER XII:DISEASES OF THE SKIN & SUBCUTANEOUS TISSUE

(690-698) OTH INFL. COND. OF SKIN & SUBCUTANEOUS TISSUE

| | | | | | | | | | | | | | | | | | | | | | | | | | |
|-------|--|--|--|--|--|--|--|--|--|--|--|--|--|--|--|--|--|--|--|--|--|--|---|-----|--|
| NQ F | | | | | | | | | | | | | | | | | | | | | | | 1 | 4.0 | |
| Total | | | | | | | | | | | | | | | | | | | | | | | 1 | 4.0 | |

| | | | | | | | | | | | | | | | | | | | | | | | | | |
|---------------------------------------|--|--|--|--|--|--|--|--|--|--|--|--|--|--|--|--|--|--|--|--|--|--|---|-----|--|
| Total of Major Group (680-709) | | | | | | | | | | | | | | | | | | | | | | | 1 | 4.0 | |
|---------------------------------------|--|--|--|--|--|--|--|--|--|--|--|--|--|--|--|--|--|--|--|--|--|--|---|-----|--|

(710-739) CHAPTER XIII:DISEASES OF MUSCULOSKELETAL SYS.& CONNECT.TISSUE

(710-719) ARTHROPATHIES & RELATED DISORDERS

| | | | | | | | | | | | | | | | | | | | | | | | | | |
|-------|--|--|--|---|---|---|---|---|--|---|--|--|--|--|--|--|--|--|--|--|--|--|----|------|--|
| Q M | | | | | | | 1 | | | | | | | | | | | | | | | | 1 | 8.0 | |
| NQ M | | | | 1 | 3 | 1 | 1 | 3 | | 1 | | | | | | | | | | | | | 10 | 7.6 | |
| NQ F | | | | | 1 | | | | | | | | | | | | | | | | | | 1 | 43.0 | |
| Total | | | | 1 | 4 | 2 | 1 | 3 | | 1 | | | | | | | | | | | | | 12 | 10.6 | |

(720-724) DORSOPATHIES

| | | | | | | | | | | | | | | | | | | | | | | | | | |
|-------|--|--|--|---|---|--|--|---|---|---|---|---|---|---|---|---|--|--|--|--|--|--|----|------|---|
| Q M | | | | | 2 | | | | | | | | | | | | | | | | | | 3 | 5.0 | |
| Q F | | | | 2 | | | | | | 1 | | | | | | | | | | | | | 3 | 18.3 | |
| NQ M | | | | | 1 | | | 1 | | 1 | 2 | | 1 | | | 1 | | | | | | | 6 | 10.3 | 1 |
| NQ F | | | | | 1 | | | | | 2 | 1 | 1 | 1 | | 1 | | | | | | | | 6 | 9.3 | |
| Total | | | | 2 | 4 | | | 1 | 1 | 3 | 3 | 1 | 1 | 1 | 1 | | | | | | | | 18 | 10.4 | 1 |

(725-729) RHEUMATISM, EXCLUDING THE BACK

| | | | | | | | | | | | | | | | | | | | | | | | | | |
|-------|--|--|--|---|---|---|--|--|---|---|---|---|---|---|---|--|--|--|--|--|--|--|----|------|---|
| Q M | | | | 2 | 2 | | | | | | | | | | | | | | | | | | 4 | 12.0 | |
| Q F | | | | | | | | | | 1 | | | | | | | | | | | | | 1 | 2.0 | |
| NQ M | | | | | 4 | | | | | | | | | | | | | | | | | | 4 | 5.0 | 1 |
| NQ F | | | | 1 | | 1 | | | 2 | | | | 1 | 1 | 1 | | | | | | | | 7 | 4.0 | |
| Total | | | | 3 | 6 | 1 | | | 2 | | 1 | 1 | 1 | 1 | 1 | | | | | | | | 16 | 6.1 | 1 |

| | | | | | | | | | | | | | | | | | | | | | | | | | |
|---------------------------------------|--|--|--|---|----|---|---|---|---|---|---|---|---|---|---|--|--|--|--|--|--|--|----|-----|---|
| Total of Major Group (710-739) | | | | 6 | 14 | 3 | 1 | 6 | 1 | 5 | 3 | 2 | 2 | 2 | 2 | | | | | | | | 46 | 9.0 | 2 |
|---------------------------------------|--|--|--|---|----|---|---|---|---|---|---|---|---|---|---|--|--|--|--|--|--|--|----|-----|---|

(740-759) CHAPTER XIV:CONGENITAL ANOMALIES

(740-759) CONGENITAL ANOMALIES

| | | | | | | | | | | | | | | | | | | | | | | | | | |
|-------|--|--|--|---|--|--|--|--|--|---|--|--|--|--|--|--|--|--|--|--|--|--|---|-----|--|
| Q M | | | | 1 | | | | | | | | | | | | | | | | | | | 1 | 9.0 | |
| NQ M | | | | | | | | | | 1 | | | | | | | | | | | | | 1 | 4.0 | |
| Total | | | | 1 | | | | | | 1 | | | | | | | | | | | | | 2 | 6.5 | |

| | | | | | | | | | | | | | | | | | | | | | | | | | |
|---------------------------------------|--|--|--|---|--|--|--|--|--|---|--|--|--|--|--|--|--|--|--|--|--|--|---|-----|--|
| Total of Major Group (740-759) | | | | 1 | | | | | | 1 | | | | | | | | | | | | | 2 | 6.5 | |
|---------------------------------------|--|--|--|---|--|--|--|--|--|---|--|--|--|--|--|--|--|--|--|--|--|--|---|-----|--|

| ICD 9 CODE | DISHCHARGE DIAGNOSIS | NA | SEX | 0-4 | 5-9 | 10-14 | 15-19 | 20-24 | 25-29 | 30-34 | 35-39 | 40-44 | 45-49 | 50-54 | 55-59 | 60-64 | 65-69 | 70-74 | 75-79 | 80-84 | 85+ | SUM | AVG LOS | NO. OF DEATHS |
|---------------|----------------------|----|-----|-----|-----|-------|-------|-------|-------|-------|-------|-------|-------|-------|-------|-------|-------|-------|-------|-------|-----|-----|------------|------------------|
|---------------|----------------------|----|-----|-----|-----|-------|-------|-------|-------|-------|-------|-------|-------|-------|-------|-------|-------|-------|-------|-------|-----|-----|------------|------------------|

(780-799) CHAPTER XVI: SYMPTOMS, SIGNS, AND ILL-DEFINED CONDITIONS

(780-789) SYMPTOMS, SIGNS, & ILL-DEFINED CONDITIONS

| | | | | | | | | | | | | | | | | | | | | | | | | |
|--------------|--|--|--|--|----------|----------|----------|----------|----------|----------|----------|-----------|-----------|----------|----------|---|--|----------|--|--|--|-----------|-------------|----------|
| Q M | | | | | 2 | 1 | | | 1 | 3 | 2 | | | | | 1 | | 1 | | | | 11 | 14.5 | 1 |
| Q F | | | | | | 2 | | | 2 | | 3 | 1 | 3 | 1 | 1 | 1 | | | | | | 14 | 20.1 | 2 |
| NQ M | | | | | 1 | 2 | 1 | 2 | 2 | 4 | 3 | 4 | 5 | 1 | | | | 1 | | | | 26 | 7.7 | 2 |
| NQ F | | | | | | | 1 | 1 | 3 | 1 | 2 | 6 | 5 | 1 | 4 | | | 1 | | | | 25 | 8.2 | 3 |
| Total | | | | | 2 | 4 | 3 | 5 | 8 | 8 | 7 | 12 | 10 | 7 | 7 | | | 3 | | | | 76 | 11.2 | 8 |

(790-796) NONSPECIFIC ABNORMAL FINDINGS

| | | | | | | | | | | | | | | | | | | | | | | | | |
|--------------|--|--|--|--|--|----------|--|--|--|--|--|--|--|--|----------|----------|--|--|--|--|--|----------|------------|--|
| NQ M | | | | | | | | | | | | | | | 1 | | | | | | | 1 | 6.0 | |
| NQ F | | | | | | 1 | | | | | | | | | | 1 | | | | | | 2 | 2.0 | |
| Total | | | | | | 1 | | | | | | | | | 1 | 1 | | | | | | 3 | 3.3 | |

Total of Major Group (780-799)

| | | | | | | | | | | | | | | | | | | | | | | | | |
|--|--|--|--|--|----------|----------|----------|----------|----------|----------|----------|-----------|-----------|----------|----------|--|--|----------|--|--|--|-----------|-------------|----------|
| | | | | | 2 | 5 | 3 | 5 | 8 | 8 | 7 | 12 | 11 | 8 | 7 | | | 3 | | | | 79 | 10.9 | 8 |
|--|--|--|--|--|----------|----------|----------|----------|----------|----------|----------|-----------|-----------|----------|----------|--|--|----------|--|--|--|-----------|-------------|----------|

(800-999) CHAPTER XVII: INJURY AND POISONING

(880-887) OPEN WOUND OF UPPER LIMB

| | | | | | | | | | | | | | | | | | | | | | | | | |
|--------------|--|--|--|--|--|--|--|--|--|--|----------|--|--|--|--|--|--|--|--|--|--|----------|------------|--|
| Q F | | | | | | | | | | | 1 | | | | | | | | | | | 1 | 1.0 | |
| Total | | | | | | | | | | | 1 | | | | | | | | | | | 1 | 1.0 | |

(990-995) OTH & UNSPECIFIED EFFECTS OF EXTERNAL CAUSES

| | | | | | | | | | | | | | | | | | | | | | | | | |
|--------------|--|--|--|--|--|--|--|--|--|--|----------|--|--|--|--|----------|--|--|--|--|--|----------|------------|--|
| Q F | | | | | | | | | | | 1 | | | | | | | | | | | 1 | 2.0 | |
| NQ M | | | | | | | | | | | | | | | | 1 | | | | | | 1 | 6.0 | |
| NQ F | | | | | | | | | | | | | | | | 1 | | | | | | 1 | 2.0 | |
| Total | | | | | | | | | | | 1 | | | | | 2 | | | | | | 3 | 3.3 | |

Total of Major Group (800-999)

| | | | | | | | | | | | | | | | | | | | | | | | | |
|--|--|--|--|--|--|--|--|--|--|--|----------|--|--|--|----------|--|--|--|--|--|--|----------|------------|--|
| | | | | | | | | | | | 2 | | | | 2 | | | | | | | 4 | 2.8 | |
|--|--|--|--|--|--|--|--|--|--|--|----------|--|--|--|----------|--|--|--|--|--|--|----------|------------|--|

(V01-V82) CHAPTER XVIII: FACTORS ON STATUS & CONTACT W HEALTH SERVICE

(V50-V59) SPECIFIC PROCEDURES & AFTERCARE

| | | | | | | | | | | | | | | | | | | | | | | | | |
|--------------|--|--|--|--|----------|-----------|-----------|-----------|-----------|-----------|-----------|-----------|-----------|-----------|-----------|----------|----------|--|--|--|--|------------|------------|----------|
| Q M | | | | | | 1 | 10 | | | 6 | | | | | 3 | 5 | 5 | | | | | 30 | 4.9 | |
| Q F | | | | | | 1 | 3 | | | 6 | 3 | 13 | 12 | 7 | 12 | 2 | | | | | | 59 | 3.3 | |
| NQ M | | | | | 6 | 12 | 20 | 6 | 17 | 18 | 38 | 62 | 37 | 20 | 13 | 1 | 5 | | | | | 255 | 5.4 | 1 |
| NQ F | | | | | 1 | 4 | 8 | 10 | 17 | 17 | 29 | 12 | 10 | 11 | 5 | 1 | 1 | | | | | 126 | 3.1 | 1 |
| Total | | | | | 7 | 16 | 30 | 29 | 34 | 41 | 76 | 87 | 59 | 41 | 35 | 9 | 6 | | | | | 470 | 4.5 | 2 |

(V60-V68) HEALTH SERVICES IN OTHER CIRCUMSTANCES

| | | | | | | | | | | | | | | | | | | | | | | | | |
|--------------|--|--|--|--|--|--|--|--|--|----------|--|--|--|--|----------|--|--|--|--|--|--|----------|------------|--|
| Q M | | | | | | | | | | 1 | | | | | 1 | | | | | | | 2 | 10.5 | |
| NQ F | | | | | | | | | | 1 | | | | | | | | | | | | 1 | 4.0 | |
| Total | | | | | | | | | | 2 | | | | | 1 | | | | | | | 3 | 8.3 | |

| ICD 9 CODE | DISHCHARGE DIAGNOSIS | NA | SEX | 0-4 | 5-9 | 10-14 | 15-19 | 20-24 | 25-29 | 30-34 | 35-39 | 40-44 | 45-49 | 50-54 | 55-59 | 60-64 | 65-69 | 70-74 | 75-79 | 80-84 | 85+ | SUM | AVG LOS | NO. OF DEATHS |
|---------------|----------------------|----|-----|-----|-----|-------|-------|-------|-------|-------|-------|-------|-------|-------|-------|-------|-------|-------|-------|-------|-----|-----|------------|------------------|
|---------------|----------------------|----|-----|-----|-----|-------|-------|-------|-------|-------|-------|-------|-------|-------|-------|-------|-------|-------|-------|-------|-----|-----|------------|------------------|

(V70-V82) W/O REPORTED DIAGN. ENCOUNTERED DURING EXAM.& INVESTIGATION OF INDIVIDUALS & POPULATION

| | | | | | | | | | | | | | | | | | | | | | | | | | |
|--------------|---|--|--|--|---|--|--|--|--|---|--|---|--|---|---|--|---|--|---|---|--|--|---|------|--|
| Q | M | | | | | | | | | 1 | | | | | | | | | | 1 | | | 2 | 17.5 | |
| Q | F | | | | 1 | | | | | | | 1 | | | | | | | | | | | 2 | 8.0 | |
| NQ | M | | | | | | | | | | | | | 2 | 1 | | | | | | | | 3 | 2.0 | |
| NQ | F | | | | | | | | | | | | | | | | 1 | | | | | | 1 | 1.0 | |
| Total | | | | | 1 | | | | | 1 | | 1 | | 2 | 1 | | 1 | | 1 | | | | 8 | 7.3 | |

Total of Major Group (V01-V82)

| | | | | | | | | | | | | | | | | | | | | | | | | |
|--|--|--|--|---|----|----|----|----|----|----|----|----|----|----|---|---|--|--|--|--|--|-----|-----|---|
| | | | | 8 | 16 | 30 | 30 | 36 | 42 | 76 | 89 | 61 | 41 | 36 | 9 | 7 | | | | | | 481 | 4.6 | 2 |
|--|--|--|--|---|----|----|----|----|----|----|----|----|----|----|---|---|--|--|--|--|--|-----|-----|---|

Grand Total

| | | | | | | | | | | | | | | | | | | | | | | | | |
|----|---|--|--|--|----|-----|----|----|-----|-----|-----|-----|-----|-----|----|----|----|---|---|--|--|------|------|----|
| Q | M | | | | 31 | 26 | 6 | 13 | 16 | 6 | 15 | 6 | 9 | 9 | 25 | 12 | 14 | 2 | | | | 190 | 11.2 | 15 |
| Q | F | | | | 7 | 8 | 15 | 19 | 6 | 27 | 21 | 25 | 38 | 22 | 27 | 12 | 1 | 3 | 1 | | | 232 | 10.0 | 14 |
| NQ | M | | | | 19 | 45 | 37 | 20 | 42 | 34 | 64 | 110 | 76 | 54 | 23 | 18 | 13 | 2 | | | | 557 | 8.9 | 20 |
| NQ | F | | | | 12 | 26 | 25 | 28 | 42 | 33 | 54 | 46 | 35 | 43 | 21 | 11 | 5 | 2 | 1 | | | 384 | 6.9 | 18 |
| | | | | | 69 | 105 | 83 | 80 | 106 | 100 | 154 | 187 | 158 | 128 | 96 | 53 | 33 | 9 | 2 | | | 1363 | 8.8 | 67 |

INPATIENTS WITH SURGICAL PROCEDURES DISCHARGED FROM AL AMAL HOSPITAL DURING THE YEAR 2008

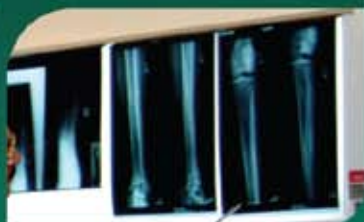
TABLE :89

| ICD 9 CODE | DISCHARGE DIAGNOSIS | NA | SEX | 0-4 | 5-9 | 10-14 | 15-19 | 20-24 | 25-29 | 30-34 | 35-39 | 40-44 | 45-49 | 50-54 | 55-59 | 60-64 | 65-69 | 70-74 | 75-79 | 80-84 | 85+ | SUM | AVG LOS | NO. OF DEATHS | |
|----------------|---|----|-----|-----|-----|-------|-------|-------|-------|-------|-------|-------|-------|-------|-------|-------|-------|-------|-------|-------|-----|-----|------------|------------------|---|
| | | | | | | | | | | | | | | | | | | | | | | | | | |
| (01-05) | OPERATIONS ON THE NERVOUS SYSTEM | | | | | | | | | | | | | | | | | | | | | | | | |
| | Q | | M | | | | 1 | | | 1 | | | | | | | | | | | | | 2 | 2.5 | |
| | NQ | | M | | | | | | | | 1 | | | | 3 | | 1 | | | | | | 5 | 7.6 | |
| | NQ | | F | | | | | | | | | 1 | | | | | | | | | | | 1 | 1.0 | |
| | Total of Major Group (01-05) | | | | | | 1 | | | 1 | 1 | | 1 | | 3 | | 1 | | | | | | 8 | 5.5 | |
| (08-16) | OPERATIONS ON THE EYE | | | | | | | | | | | | | | | | | | | | | | | | |
| | NQ | | F | | | | | | | | | | | | 1 | | | | | | | | 1 | 3.0 | |
| | Total of Major Group (08-16) | | | | | | | | | | | | | | 1 | | | | | | | | 1 | 3.0 | |
| (21-29) | OPERATIONS ON THE NOSE, MOUTH & PHARYNX | | | | | | | | | | | | | | | | | | | | | | | | |
| | Q | | F | | | | 1 | | | | | | | 1 | | | | | | | | | 2 | 17.0 | |
| | Total of Major Group (21-29) | | | | | | 1 | | | | | | | 1 | | | | | | | | | 2 | 17.0 | |
| (30-34) | OPERATIONS ON THE RESPIRATORY SYSTEM | | | | | | | | | | | | | | | | | | | | | | | | |
| | Q | | M | | | | | 1 | | | | | | | 1 | 1 | 1 | | | | | | 4 | 17.0 | |
| | Q | | F | | | | | | | | | | 2 | | 1 | 1 | | | | | | | 4 | 7.5 | 2 |
| | NQ | | M | | | | 1 | | | | | 1 | | | | 4 | 1 | | | 1 | | | 8 | 24.6 | 2 |
| | NQ | | F | | | | | | | 1 | | 1 | | 2 | 1 | 2 | 2 | | | 1 | | | 10 | 8.1 | |
| | Total of Major Group (30-34) | | | | | | 2 | | | 1 | | 1 | 3 | 2 | 3 | 8 | 4 | | | 2 | | | 26 | 14.5 | 4 |
| (35-39) | OPERATIONS ON THE CARDIO VASCULAR SYSTEM | | | | | | | | | | | | | | | | | | | | | | | | |
| | Q | | M | | | | | | | | | | | | 1 | | | | | | | | 1 | 338.0 | |
| | Q | | F | | | | | | | | | 1 | | | 1 | 1 | | | | | | | 3 | 1.7 | |
| | NQ | | M | | | | | | | | | | | | 1 | 1 | | | | | | | 2 | 50.0 | |
| | NQ | | F | | | | | | | | 1 | | 1 | | 1 | 1 | | | | | | | 4 | 1.8 | |
| | Total of Major Group (35-39) | | | | | | | | | | 1 | 1 | 1 | | 4 | 3 | | | | | | | 10 | 45.0 | |
| (40-41) | OPERATIONS ON THE HEMIC & LYMPHATIC SYSTEM | | | | | | | | | | | | | | | | | | | | | | | | |
| | Q | | M | | | | 1 | 1 | | 1 | 2 | | | | 1 | | 1 | | | | | | 7 | 12.9 | |
| | Q | | F | | | | | | | | | | | | | | 1 | 1 | | | | | 2 | 26.0 | |
| | NQ | | M | | | | 3 | 3 | 7 | 2 | 5 | 6 | 2 | 6 | 6 | 1 | | | 2 | | | | 43 | 18.3 | 1 |
| | NQ | | F | | | | | 2 | 3 | 1 | 1 | 2 | 1 | 3 | 1 | | | | 1 | | | | 15 | 13.4 | |
| | Total of Major Group (40-41) | | | | | | 4 | 6 | 10 | 4 | 8 | 8 | 3 | 9 | 8 | 1 | 2 | 4 | | | | | 67 | 16.9 | 1 |

| ICD 9 CODE | DISCHARGE DIAGNOSIS | NA | SEX | 0-4 | 5-9 | 10-14 | 15-19 | 20-24 | 25-29 | 30-34 | 35-39 | 40-44 | 45-49 | 50-54 | 55-59 | 60-64 | 65-69 | 70-74 | 75-79 | 80-84 | 85+ | SUM | AVG LOS | NO. OF DEATHS | |
|----------------|---|----|-----|-----|-----|-------|-------|-------|-------|-------|-------|-------|-------|-------|-------|-------|-------|-------|-------|-------|-----|-----|------------|------------------|----|
| | | | | | | | | | | | | | | | | | | | | | | | | | |
| (42-54) | OPERATIONS ON THE DIGESTIVE SYSTEM | | | | | | | | | | | | | | | | | | | | | | | | |
| | Q | | M | | | | 1 | | | | 1 | | 2 | | | | 2 | 1 | 2 | | | | 9 | 6.3 | 1 |
| | Q | | F | | | | | | | | | 1 | | 1 | 1 | 1 | 1 | | | | | | 5 | 6.4 | |
| | NQ | | M | | | | | | | | 2 | 1 | | 3 | 3 | 6 | 2 | 1 | 1 | | | | 19 | 6.7 | 2 |
| | NQ | | F | | | | | | | 1 | 1 | | 1 | 1 | | 1 | 1 | | | | | | 6 | 6.5 | 1 |
| | Total of Major Group (42-54) | | | | | | 1 | | | 1 | 4 | 1 | 4 | 4 | 4 | 8 | 6 | 3 | 3 | | | | 39 | 6.5 | 4 |
| (55-59) | OPERATIONS ON THE URINARY SYSTEM | | | | | | | | | | | | | | | | | | | | | | | | |
| | Q | | F | | | | | | | | | | | | | | | | | | | | 1 | 6.0 | 1 |
| | NQ | | M | | | | | | | | 1 | | | | | | | | | | | | 1 | 20.0 | |
| | Total of Major Group (55-59) | | | | | | | | | | 1 | | | | | | | | | | | | 2 | 13.0 | 1 |
| (65-71) | OPERATIONS ON THE FEMALE GENITAL ORGANS | | | | | | | | | | | | | | | | | | | | | | | | |
| | NQ | | F | | | | | | | | | | | | | 3 | | | | 1 | | | 4 | 3.3 | |
| | Total of Major Group (65-71) | | | | | | | | | | | | | | | 3 | | | | 1 | | | 4 | 3.3 | |
| (76-84) | OPERATIONS ON THE MUSCULOSKELETAL SYSTEM | | | | | | | | | | | | | | | | | | | | | | | | |
| | NQ | | F | | | | | | | | | | | | | 1 | | | | | | | 1 | 5.0 | |
| | Total of Major Group (76-84) | | | | | | | | | | | | | | | 1 | | | | | | | 1 | 5.0 | |
| (85-86) | OPERATIONS ON THE INTEGUMENTARY SYSTEM | | | | | | | | | | | | | | | | | | | | | | | | |
| | Q | | F | | | | | | | 1 | | | | | | | | | | | | | 1 | 10.0 | |
| | NQ | | M | | | | | | | | | | | 1 | 1 | | | | | | | | 2 | 3.0 | |
| | NQ | | F | | | | | | | | 2 | | 2 | 2 | | 2 | | | | | | | 8 | 5.4 | |
| | Total of Major Group (85-86) | | | | | | | | | 1 | 2 | | 2 | 3 | 1 | 2 | | | | | | | 11 | 5.4 | |
| (87-99) | MISCELLANEOUS DIAGNOSTIC & THERAPEUTIC PROC. | | | | | | | | | | | | | | | | | | | | | | | | |
| | Q | | M | | | | 26 | 16 | 3 | 10 | 9 | 3 | 9 | 4 | 1 | 5 | 10 | 7 | 4 | | | | 107 | 8.9 | 4 |
| | Q | | F | | | | 2 | 3 | 11 | 13 | 2 | 18 | 12 | 21 | 20 | 11 | 18 | 5 | | | 1 | | 137 | 10.7 | 3 |
| | NQ | | M | | | | 11 | 32 | 25 | 13 | 19 | 20 | 52 | 85 | 48 | 32 | 16 | 5 | 6 | 1 | | | 365 | 8.0 | 9 |
| | NQ | | F | | | | 7 | 16 | 17 | 17 | 27 | 24 | 42 | 26 | 24 | 26 | 10 | 7 | 1 | 1 | 1 | | 246 | 7.1 | 12 |
| | Total of Major Group (87-99) | | | | | | 46 | 67 | 56 | 53 | 57 | 65 | 115 | 136 | 93 | 74 | 54 | 24 | 11 | 2 | 2 | | 855 | 8.3 | 28 |
| | Grand Total | | | | | | 53 | 75 | 66 | 61 | 74 | 76 | 129 | 155 | 120 | 97 | 67 | 32 | 17 | 2 | 2 | | 1026 | 9.2 | 38 |

مستشفى الخور

Al Khor Hospital



عدد حالات الخروج من مستشفى الخور حسب نوع المرض (التصنيف الدولي للأمراض-المراجعة التاسعة)

والجنسية والجنس (خلال عام ٢٠٠٨)

NUMBER OF DISCHARGED CASES FROM AL KHOR HOSPITAL
BY TYPE OF DISEASE (ICD-9 MAJOR CATEGORY), NATIONALITY AND SEX
(DURING THE YEAR 2008)

Table No. (90)

جدول رقم (٩٠)

| DISEASE (ICD 9 MAJOR CATEGORY) | المجموع TOTAL | عدد الخروج NO. OF DISCHARGED | | | | نوع المرض |
|---|------------------|---------------------------------|--------------|----------------|--------------|--|
| | | غير قطري Non-Qatari | | قطري Qatari | | |
| | | اناث Female | ذكور Male | اناث Female | ذكور Male | |
| 001 – 139 Infectious and Parasitic diseases | 291 | 22 | 223 | 25 | 21 | ١٣٩ - ٠٠١ الأمراض المعدية والطفيلية |
| 140 – 239 Neoplasms | 70 | 15 | 45 | 4 | 6 | ٢٣٩ - ١٤٠ الأورام |
| 240 – 279 Endocrine, Nutritional, metabolic Diseases and Immunity Disorders | 190 | 20 | 61 | 70 | 39 | ٢٧٩-٢٤٠ أمراض الغدد الصماء والتغذية والتمثيل الغذائي والمناعة |
| 280 – 289 Diseases of the Blood & Blood Forming Organs | 63 | 6 | 24 | 18 | 15 | ٢٨٠-٢٨٩ أمراض الدم وأعضاء تكوين الدم |
| 290 – 319 Mental Disorders | 28 | - | 25 | 2 | 1 | ٣١٩-٢٩٠ الاضطرابات العقلية |
| 320 – 389 Diseases of the Nervous System and Sense Organs | 113 | 8 | 87 | 11 | 7 | ٣٨٩-٣٢٠ أمراض الجهاز العصبي وأعضاء الحس |
| 390 – 459 Diseases of the Circulatory System | 561 | 20 | 451 | 49 | 41 | ٤٥٩-٣٩٠ أمراض الجهاز الدوري |
| 460 – 519 Disease of the Respiratory System | 528 | 66 | 272 | 71 | 119 | ٥١٩-٤٦٠ أمراض الجهاز التنفسي |
| 520 – 579 Diseases of the Digestive System | 907 | 66 | 707 | 81 | 53 | ٥٧٩-٥٢٠ أمراض الجهاز الهضمي |

Table No. (90) contd....

| DISEASE (ICD 9 MAJOR CATEGORY) | المجموع TOTAL | عدد الخروج NO. OF DISCHARGED | | | | نوع المرض |
|--|------------------|---------------------------------|--------------|----------------|--------------|--|
| | | غير قطري Non-Qatari | | قطري Qatari | | |
| | | اناث Female | ذكور Male | اناث Female | ذكور Male | |
| childbirth and the Puerperium | 392 | 51 | 262 | 43 | 36 | ٥٨٠ - ٦٢٩ أمراض الجهاز البولي التناسلي |
| 630 – 676 Complications of Pregnancy, childbirth and the Puerperium | 1036 | 639 | - | 397 | - | ٦٣٠-٦٧٦ مضاعفات الحمل والولادة والتنفس |
| 680 – 709 Diseases of the skin and subcutaneous tissue | 215 | 19 | 128 | 41 | 27 | ٦٨٠-٧٠٩ أمراض الجلد والنسيج الخلوي تحت الجلد |
| 710 – 739 Diseases of the Musculoskeletal system & Connective tissue | 207 | 30 | 141 | 12 | 24 | ٧١٠-٧٣٩ أمراض الجهاز الهيكلي والنسيج الضام |
| 740 – 759 Congenital Anomalies in the perinatal period | 29 | 7 | 14 | 5 | 3 | ٧٤٠-٧٥٩ العيوب الخلقية |
| 760 – 779 Certain conditions originating in the perinatal period | 23 | 9 | 7 | 4 | 3 | ٧٦٠-٧٧٩ حالات معينة تنشأ في الفترة ما قبل الولادة |
| 780 – 799 Symptoms Signs, and Ill –defined conditions | 165 | 13 | 112 | 17 | 23 | ٧٨٠-٧٩٩ الأعراض والعلامات المرضية والحالات غير المحددة |
| 800 – 999 Injury and Poisoning | 589 | 30 | 478 | 21 | 60 | ٨٠٠-٩٩٩ الإصابات والتسمم |
| V01 – V82 Supplementary classification of factors influencing health status and contact with health services | 627 | 186 | 242 | 99 | 100 | ف١-٨٢ التصنيف التكميلي للعوامل ذات الأثر على الحالة الصحية والاتصال بالخدمات الصحية* |
| TOTAL | 6034 | 1207 | 3279 | 970 | 578 | المجموع |

عدد حالات الخروج من مستشفى الخور حسب نوع المرض
(التصنيف الدولي للأمراض-المراجعة التاسعة)
خلال الفترة (٢٠٠٦ - ٢٠٠٨)

NUMBER OF DISCHARGED CASES FROM AL-KHOR HOSPITAL
BY TYPE OF DISEASE (ICD-9 MAJOR CATEGORY)
DURING THE PERIOD (2006 - 2008)

Table No. (91)

جدول رقم (٩١)

| DISEASE (ICD 9 MAJOR CATEGORY) | عدد الخروج | | | نوع المرض |
|---|-------------------------|------|------|---|
| | NO. OF DISCHARGED CASES | | | |
| | 2008 | 2007 | 2006 | |
| 001 – 139 Infectious and Parasitic diseases | 291 | 245 | 274 | ٠٠١ - ١٣٩ الأمراض المعدية والطفيلية |
| 140 – 239 Neoplasms | 70 | 55 | 56 | ١٤٠ - ٢٣٩ الأورام |
| 240 – 279 Endocrine, Nutritional, metabolic Diseases and Immunity Disorders | 190 | 173 | 138 | ٢٤٠-٢٧٩ أمراض الغدد الصماء والتغذية والتمثيل الغذائي والمناعة |
| 280 – 289 Diseases of the Blood & Blood Forming Organs | 63 | 72 | 54 | ٢٨٠-٢٨٩ أمراض الدم وأعضاء تكوين الدم |
| 290 – 319 Mental Disorders | 28 | 36 | 20 | ٢٩٠-٣١٩ الاضطرابات العقلية |
| 320 – 389 Diseases of the Nervous System and Sense Organs | 113 | 97 | 103 | ٣٢٠-٣٨٩ أمراض الجهاز العصبي وأعضاء الحس |
| 390 – 459 Diseases of the Circulatory System | 561 | 497 | 429 | ٣٩٠-٤٥٩ أمراض الجهاز الدوري |
| 460 – 519 Disease of the Respiratory System | 528 | 565 | 515 | ٤٦٠-٥١٩ أمراض الجهاز التنفسي |
| 520 – 579 Diseases of the Digestive System | 907 | 663 | 608 | ٥٢٠-٥٧٩ أمراض الجهاز الهضمي |

| DISEASE (ICD 9 MAJOR CATEGORY) | عدد الخروج | | | نوع المرض |
|---|-------------------------|-------------|-------------|---|
| | NO. OF DISCHARGED CASES | | | |
| | 2008 | 2007 | 2006 | |
| 580 – 629 Diseases of the Genitourinary System | 392 | 318 | 285 | ٥٨٠ - ٦٢٩ أمراض الجهاز البولي التناسلي |
| 630 – 679 Complications of Pregnancy, childbirth and the Puerperium | 1036 | 837 | 747 | ٦٣٠-٦٧٩ مضاعفات الحمل والولادة والنفاس |
| 680 – 709 Diseases of the skin and subcutaneous tissue | 215 | 172 | 124 | ٦٨٠-٧٠٩ أمراض الجلد والنسيج الخلوي تحت الجلد |
| 710 – 739 Diseases of the Musculoskeletal system & Connective tissue | 207 | 217 | 195 | ٧١٠-٧٣٩ أمراض الجهاز الهيكلي والنسيج الضام |
| 740 – 759 Congenital Anomalies | 29 | 28 | 19 | ٧٤٠-٧٥٩ العيوب الخلقية |
| 760 – 779 Certain conditions originating in the perinatal period | 23 | 30 | 24 | ٧٦٠-٧٧٩ حالات معينة تنشأ في الفترة ما قبل الولادة |
| 780 – 799 Symptoms Signs, and Ill –defined conditions | 165 | 173 | 158 | ٧٨٠-٧٩٩ الأعراض والعلامات المرضية والحالات غير المحددة |
| 800 – 999 Injury and Poisoning | 589 | 501 | 384 | ٨٠٠-٩٩٩ الإصابات والتسمم |
| V01 – V82 Supplimentary classification of factors influencing health status and contact health services | 627 | 550 | 457 | ف١-٨٢ التصنيف التكميلي للعوامل ذات الأثر على الحالة الصحية والاتصال بالخدمات الصحية |
| TOTAL | 6034 | 5229 | 4590 | المجموع |

NUMBER OF INPATIENT DISCHARGES OF AL-KHOR HOSPITAL BY ICD 9CM BY SUB GROUP, AGE, NATIONALITY, AND SEX FOR THE YEAR 2008

Table: 92

| ICD 9 CODE | DISHCARGE DIAGNOSIS | NA | SEX | 0-4 | 5-9 | 10-14 | 15-19 | 20-24 | 25-29 | 30-34 | 35-39 | 40-44 | 45-49 | 50-54 | 55-59 | 60-64 | 65-69 | 70-74 | 75-79 | 80-84 | 85+ | SUM | AVG LOS | NO. OF DEATHS |
|---|---------------------|--------------|-----|-----------|----------|----------|----------|-----------|-----------|-----------|----------|----------|----------|----------|----------|-------|----------|----------|----------|----------|----------|-----------|-------------|---------------|
| | | | | | | | | | | | | | | | | | | | | | | | | |
| (001-139) CHAPTER I:INFECTIOUS AND PARASITIC DISEASES | | | | | | | | | | | | | | | | | | | | | | | | |
| (001-009) INTESTINAL INFECTIOUS DISEASES | | | | | | | | | | | | | | | | | | | | | | | | |
| | | Q | M | 6 | | | | 1 | | | | | | | | | | | | 1 | | 8 | 3.6 | |
| | | Q | F | 8 | | | | | | 1 | | | | | | | | | | 1 | | 10 | 3.3 | |
| | | NQ | M | 6 | | | 2 | 12 | 11 | 5 | 4 | 1 | 1 | 1 | | | | | | | | 43 | 5.7 | |
| | | NQ | F | 3 | 1 | 2 | | | | | | | | | | | | | | | | 6 | 5.5 | |
| | | Total | | 23 | 1 | 2 | 2 | 13 | 11 | 6 | 4 | 1 | 1 | 1 | | | | | | 2 | | 67 | 5.1 | |
| (010-018) TUBERCULOSIS | | | | | | | | | | | | | | | | | | | | | | | | |
| | | Q | M | | | | | | | | | 1 | | | | | | | | | | 1 | 14.6 | |
| | | Q | F | | | | | | | | | | | | | 1 | | | | | | 1 | 63.9 | |
| | | NQ | M | | | | 1 | 20 | 15 | 16 | 8 | 6 | 4 | 1 | | | | | | | | 71 | 16.6 | 1 |
| | | NQ | F | | | | 1 | 1 | 2 | 2 | 1 | | | | | | | | | | | 7 | 12.0 | |
| | | Total | | | | | 2 | 21 | 17 | 18 | 9 | 7 | 4 | 1 | | | 1 | | | | | 80 | 16.7 | 1 |
| (020-027) ZOONOTIC BACTERIAL DISEASES | | | | | | | | | | | | | | | | | | | | | | | | |
| | | Q | M | | | | | | 1 | | | | | | | | | | | | | 1 | 5.5 | |
| | | NQ | M | | | | | | 2 | | | | | | | | | | | | 1 | 3 | 7.1 | |
| | | Total | | | | | | | 3 | | | | | | | | | | | | | 4 | 6.7 | |
| (030-041) OTHER BACTERIAL DISEASES | | | | | | | | | | | | | | | | | | | | | | | | |
| | | Q | M | 1 | | | | | | | | | | | | | | | 1 | 3 | | 5 | 30.9 | 1 |
| | | Q | F | 1 | | | | | | | | | | | | 1 | | 1 | 2 | | | 5 | 158.4 | 4 |
| | | NQ | M | | | | 1 | | | 1 | 2 | 1 | 1 | 3 | 1 | | | | | | | 10 | 10.9 | |
| | | NQ | F | 1 | | | | | | | | | | | | | | 1 | | | 1 | 3 | 7.2 | |
| | | Total | | 3 | | | 1 | | 1 | 2 | 1 | 1 | 3 | 1 | 1 | | | 3 | 2 | 3 | 1 | 23 | 46.8 | 5 |
| (045-049) POLIOMYELITIS & OTH.NON-ARTHROPOD-BORNE VIR.DIS.OF CNS | | | | | | | | | | | | | | | | | | | | | | | | |
| | | Q | M | | | | 1 | | | | | | | | | | | | | | | 1 | 7.8 | |
| | | Q | F | | 2 | | | | | | | | | | | | | | | | | 2 | 8.6 | |
| | | NQ | M | 1 | | | | | 1 | | | | | | | | | | | | | 2 | 4.7 | |
| | | NQ | F | 1 | | | | | | | | | | | | | | | | | | 1 | 2.8 | |
| | | Total | | 2 | 2 | | 1 | | 1 | | | | | | | | | | | | | 6 | 6.2 | |
| (050-057) VIRAL DISEASES ACCOMPANIED BY EXANTHEM | | | | | | | | | | | | | | | | | | | | | | | | |
| | | Q | M | 2 | | | | | | | | | | | | | | 1 | | | | 3 | 7.3 | |
| | | Q | F | 1 | 1 | | | | | | | | | | | | | | | | | 2 | 3.2 | |
| | | NQ | M | 1 | | | | 1 | 1 | 2 | 1 | | | | 2 | | | | | | | 8 | 4.5 | |
| | | NQ | F | | 1 | | | | | | | | | | | | | | | | | 1 | 6.9 | |
| | | Total | | 4 | 2 | | | 1 | 1 | 2 | 1 | | | 2 | | | | | | | | 14 | 5.1 | |
| (060-066) ARTHROPOD - BORNE VIRAL DISEASES | | | | | | | | | | | | | | | | | | | | | | | | |
| | | NQ | M | | | | | | | | | | 1 | | | | | | | | | 1 | 2.3 | |
| | | Total | | | | | | | | | | | 1 | | | | | | | | | 1 | 2.3 | |

| ICD 9 CODE | DISHCHARGE DIAGNOSIS | NA | SEX | 0-4 | 5-9 | 10-14 | 15-19 | 20-24 | 25-29 | 30-34 | 35-39 | 40-44 | 45-49 | 50-54 | 55-59 | 60-64 | 65-69 | 70-74 | 75-79 | 80-84 | 85+ | SUM | AVG LOS | NO. OF DEATHS | | |
|--------------------------------|--|----|-----|-----|-----|-------|-------|-------|-------|-------|-------|-------|-------|-------|-------|-------|-------|-------|-------|-------|-----|-----|---------|---------------|------|--|
| (070-079) | OTHER DISEASES DUE TO VIRUSES AND CHLAMYDIAE | | | | | | | | | | | | | | | | | | | | | | | | | |
| | Q M | | | 2 | | | | | | | | | | | | | | | | | | | 2 | 2.1 | | |
| | Q F | | | 4 | | | | | | | | | | | | | | | | | | | 4 | 3.4 | | |
| | NQ M | | | | | | | 7 | 7 | 3 | 1 | 3 | | 1 | | | | | | | | 22 | 4.7 | 1 | | |
| | NQ F | | | | | | | 2 | | | | | | | | | | | | | | 2 | 1.7 | | | |
| | Total | | | 6 | | | | 9 | 7 | 3 | 1 | 3 | | 1 | | | | | | | | 30 | 4.2 | 1 | | |
| (080-088) | RICKETTSIOSES AND OTHER ARTHROPOD-BORNE DISEASES | | | | | | | | | | | | | | | | | | | | | | | | | |
| | NQ M | | | | | | | 8 | 6 | 3 | 3 | 2 | 1 | 1 | | | | | | | | | 24 | 3.4 | | |
| | NQ F | | | | | | | | 1 | | | | | | | | | | | | | | 1 | 0.8 | | |
| | Total | | | | | | | 8 | 7 | 3 | 3 | 2 | 1 | 1 | | | | | | | | | 25 | 3.3 | | |
| (110-118) | MYCOSES | | | | | | | | | | | | | | | | | | | | | | | | | |
| | Q F | | | | | | | | | | | | | | | | | | | | | | 1 | 17.1 | | |
| | Total | | | | | | | | | | | | | | | | | | | | | | 1 | 17.1 | | |
| (120-129) | HELMINTHIASES | | | | | | | | | | | | | | | | | | | | | | | | | |
| | NQ M | | | | | | | 17 | 12 | 7 | 2 | | | | | | | | | | | | 38 | 3.6 | | |
| | NQ F | | | | | | | | 1 | | | | | | | | | | | | | | 1 | 9.2 | | |
| | Total | | | | | | | 17 | 13 | 7 | 2 | | | | | | | | | | | | 39 | 3.8 | | |
| (137-139) | LATE EFFECTS OF INFECTIOUS AND PRASITIC DISEASES | | | | | | | | | | | | | | | | | | | | | | | | | |
| | NQ M | | | | | | | | | | | | 1 | | | | | | | | | | | 1 | 12.2 | |
| | Total | | | | | | | | | | | | 1 | | | | | | | | | | | 1 | 12.2 | |
| Total of Major Group (001-139) | | | | 38 | 5 | 2 | 5 | 70 | 60 | 41 | 22 | 14 | 8 | 9 | 1 | 1 | 3 | 3 | 2 | 5 | 2 | | 291 | 11.3 | 7 | |
| (140-239) | CHAPTER II:NEOPLASMS | | | | | | | | | | | | | | | | | | | | | | | | | |
| (150-159) | MALIGNANT NEOPLASM OF DIGESTIVE ORGANS & PERITONEUM | | | | | | | | | | | | | | | | | | | | | | | | | |
| | Q M | | | | | | | | | | | | | | | | | | | | | | | | | |
| | NQ M | | | | | | | | 1 | 2 | | | | 1 | 1 | | | | | | | | 2 | 2.2 | | |
| | Total | | | | | | | | 1 | 2 | | | | 1 | 1 | | | | | | | | 7 | 10.0 | | |
| (160-165) | MALIGNANT NEO. OF RESPIRATORY & INTRATHORACIC ORGANS | | | | | | | | | | | | | | | | | | | | | | | | | |
| | Q M | | | | | | | | | | | | | | | | | | | | | | | | | |
| | NQ M | | | | | | | | | | | 2 | 2 | | | | | | | | | | 2 | 1.5 | | |
| | Total | | | | | | | | | | | 2 | 2 | | | | | | | | | | 7 | 5.4 | 1 | |
| (170-175) | MALIGNANT NEO. OF BONE, CONNECTIVE TISSUE,SKIN,&BREAST | | | | | | | | | | | | | | | | | | | | | | | | | |
| | Q F | | | | | | | | | | | | | | | | | | | | | | | | | |
| | NQ M | | | | | | | | | | | | | | 1 | | | | | | | | | 1 | 0.8 | |
| | NQ M | | | | | | | | | | | | | | | 1 | | | | | | | | 1 | 2.9 | |
| | NQ F | | | | | | | | | | 1 | 1 | 2 | | 1 | | | | | | | | 5 | 4.5 | | |
| | Total | | | | | | | | | | 1 | 1 | 2 | 1 | 2 | | | | | | | | 7 | 3.8 | | |
| (179-189) | MALIGNANT NEOPLASM OF GENITOURINARY ORGANS | | | | | | | | | | | | | | | | | | | | | | | | | |
| | NQ M | | | | | | | | | | | | | | 2 | 1 | 1 | | | | | | 5 | 3.2 | | |
| | NQ F | | | | | | | | | | | | | 2 | | | | | | | | | 2 | 3.2 | | |
| | Total | | | | | | | | | | | | | 2 | 2 | 1 | 1 | | | | | | 7 | 3.2 | | |

| ICD 9 CODE | DISHCHARGE DIAGNOSIS | NA | SEX | 0-4 | 5-9 | 10-14 | 15-19 | 20-24 | 25-29 | 30-34 | 35-39 | 40-44 | 45-49 | 50-54 | 55-59 | 60-64 | 65-69 | 70-74 | 75-79 | 80-84 | 85+ | SUM | AVG LOS | NO. OF DEATHS |
|---------------|----------------------|----|-----|-----|-----|-------|-------|-------|-------|-------|-------|-------|-------|-------|-------|-------|-------|-------|-------|-------|-----|-----|------------|------------------|
|---------------|----------------------|----|-----|-----|-----|-------|-------|-------|-------|-------|-------|-------|-------|-------|-------|-------|-------|-------|-------|-------|-----|-----|------------|------------------|

(270-279) OTHER METABOLIC & IMMUNITY DISORDERS

| | | | | | | | | | | | | | | | | | | | | | | | | |
|--------------|-----------|----------|----------|----------|-----------|-----------|-----------|-----------|-----------|----------|----------|--|--|--|--|----------|----------|---|--|--|----------|------------|------------|-----|
| Q M | 14 | | | 1 | 2 | 6 | 3 | 3 | 1 | 2 | | | | | | | | 1 | | | | 33 | 1.5 | |
| Q F | 1 | | 1 | 4 | 4 | 12 | 9 | 14 | 7 | 2 | | | | | | | 1 | | | | | 55 | 2.7 | |
| NQ M | 2 | 1 | | | 2 | 1 | 2 | 4 | 2 | 3 | 3 | | | | | | | | | | | 1 | 21 | 3.0 |
| NQ F | | | | | 2 | 3 | 2 | 6 | 1 | | 1 | | | | | | | | | | | | 15 | 2.8 |
| Total | 17 | 1 | 1 | 5 | 10 | 22 | 16 | 27 | 11 | 7 | 4 | | | | | 1 | 1 | | | | 1 | 124 | 2.5 | |

| | | | | | | | | | | | | | | | | | | | | | | | | |
|---------------------------------------|-----------|----------|----------|----------|-----------|-----------|-----------|-----------|-----------|-----------|-----------|----------|--|--|--|----------|----------|--|--|----------|----------|------------|------------|--|
| Total of Major Group (240-279) | 17 | 1 | 3 | 7 | 15 | 28 | 24 | 33 | 20 | 14 | 11 | 7 | | | | 2 | 3 | | | 3 | 2 | 190 | 3.3 | |
|---------------------------------------|-----------|----------|----------|----------|-----------|-----------|-----------|-----------|-----------|-----------|-----------|----------|--|--|--|----------|----------|--|--|----------|----------|------------|------------|--|

(280-289) CHAPTER IV:DISEASES OF BLOOD & BLOOD FORMING ORGANS

(280-289) DISEASES OF BLOOD & BLOOD FORMING ORGANS

| | | | | | | | | | | | | | | | | | | | | | | | | |
|--------------|----------|----------|--|-----------|-----------|----------|----------|----------|----------|----------|----------|--|--|--|--|--|--|--|--|--|--|-----------|------------|--|
| Q M | 1 | 2 | | 11 | | | | | 1 | | | | | | | | | | | | | 15 | 1.9 | |
| Q F | 2 | | | 1 | 8 | | 2 | 1 | 2 | 1 | 1 | | | | | | | | | | | 18 | 2.5 | |
| NQ M | 1 | | | 2 | 3 | 5 | 6 | 2 | 2 | 3 | | | | | | | | | | | | 24 | 2.9 | |
| NQ F | | | | | | 1 | | | 3 | 2 | | | | | | | | | | | | 6 | 3.7 | |
| Total | 4 | 2 | | 14 | 11 | 6 | 8 | 3 | 8 | 6 | 1 | | | | | | | | | | | 63 | 2.6 | |

| | | | | | | | | | | | | | | | | | | | | | | | | |
|---------------------------------------|----------|----------|--|-----------|-----------|----------|----------|----------|----------|----------|----------|--|--|--|--|--|--|--|--|--|--|-----------|------------|--|
| Total of Major Group (280-289) | 4 | 2 | | 14 | 11 | 6 | 8 | 3 | 8 | 6 | 1 | | | | | | | | | | | 63 | 2.6 | |
|---------------------------------------|----------|----------|--|-----------|-----------|----------|----------|----------|----------|----------|----------|--|--|--|--|--|--|--|--|--|--|-----------|------------|--|

(290-319) CHAPTER V:MENTAL DISORDERS

(290-294) ORGANIC PSYCHOTIC CONDITIONS

| | | | | | | | | | | | | | | | | | | | | | | | | |
|--------------|--|--|--|--|--|----------|----------|----------|----------|----------|--|--|--|--|--|--|----------|----------|---|--|--|-----------|------------|--|
| Q F | | | | | | | | | | | | | | | | | 1 | | | | | 1 | 3.2 | |
| NQ M | | | | | | 3 | 1 | 2 | 1 | 2 | | | | | | | | | 1 | | | 10 | 2.9 | |
| Total | | | | | | 3 | 1 | 2 | 1 | 2 | | | | | | | 1 | 1 | | | | 11 | 2.9 | |

(295-299) OTHER PSYCHOSES

| | | | | | | | | | | | | | | | | | | | | | | | | |
|--------------|--|--|--|--|--|--|----------|----------|--|--|--|--|--|--|--|--|--|--|--|--|--|----------|------------|--|
| NQ M | | | | | | | 1 | 1 | | | | | | | | | | | | | | 2 | 2.2 | |
| Total | | | | | | | 1 | 1 | | | | | | | | | | | | | | 2 | 2.2 | |

(300-316) NEUROTIC,PERSONALITY & OTH NONPSYCHOTIC DIS

| | | | | | | | | | | | | | | | | | | | | | | | | |
|--------------|--|--|----------|--|----------|----------|----------|----------|---|----------|--|--|--|--|--|--|--|--|--|--|--|-----------|------------|--|
| Q M | | | 1 | | | | | | | | | | | | | | | | | | | 1 | 5.8 | |
| Q F | | | | | | | | | 1 | | | | | | | | | | | | | 1 | 1.0 | |
| NQ M | | | | | 1 | 5 | 3 | 1 | | 3 | | | | | | | | | | | | 13 | 2.7 | |
| Total | | | 1 | | 1 | 5 | 3 | 2 | | 3 | | | | | | | | | | | | 15 | 2.8 | |

| | | | | | | | | | | | | | | | | | | | | | | | | |
|---------------------------------------|--|--|----------|--|----------|----------|----------|----------|----------|----------|--|--|--|--|--|--|----------|----------|--|--|--|-----------|------------|--|
| Total of Major Group (290-319) | | | 1 | | 1 | 8 | 5 | 5 | 1 | 5 | | | | | | | 1 | 1 | | | | 28 | 2.8 | |
|---------------------------------------|--|--|----------|--|----------|----------|----------|----------|----------|----------|--|--|--|--|--|--|----------|----------|--|--|--|-----------|------------|--|

(320-389) CHAPTER VI:DISEASES OF THE NERVOUS SYSTEM & SENSE ORGANS

(320-326) IFLAMMATORY DIS. OF THE CENTRAL NERVOUS SYSTEM

| | | | | | | | | | | | | | | | | | | | | | | | | |
|--------------|--|--|--|--|--|--|--|--|--|----------|--|--|--|--|--|--|--|--|--|--|--|----------|-------------|--|
| NQ M | | | | | | | | | | 1 | | | | | | | | | | | | 1 | 10.0 | |
| Total | | | | | | | | | | 1 | | | | | | | | | | | | 1 | 10.0 | |

(327-329) ORGANIC SLEEP DISORDER

| | | | | | | | | | | | | | | | | | | | | | | | | |
|--------------|--|--|--|--|--|--|--|--|----------|--|--|--|----------|--|--|--|--|--|--|--|--|----------|------------|--|
| NQ M | | | | | | | | | 1 | | | | 1 | | | | | | | | | 2 | 5.9 | |
| Total | | | | | | | | | 1 | | | | 1 | | | | | | | | | 2 | 5.9 | |

| ICD 9 CODE | DISHCHARGE DIAGNOSIS | NA | SEX | 0-4 | 5-9 | 10-14 | 15-19 | 20-24 | 25-29 | 30-34 | 35-39 | 40-44 | 45-49 | 50-54 | 55-59 | 60-64 | 65-69 | 70-74 | 75-79 | 80-84 | 85+ | SUM | AVG LOS | NO. OF DEATHS |
|---------------------------------------|--|----|-------|----------|----------|----------|----------|-----------|-----------|-----------|-----------|----------|----------|----------|----------|----------|----------|----------|-------|-------|-----|------------|------------|---------------|
| (330-338) | HEREDITARY & DEGENERATIVE DIS. OF THE C.N.S. | | | | | | | | 1 | | | | | | | | | | | | | 1 | 3.8 | |
| | | Q | F | | | | | | 1 | | | | | | | | | | | | | 1 | 3.8 | |
| | | NQ | M | | | | 1 | 3 | 1 | 2 | 1 | 1 | 2 | | | | | 1 | | | | 12 | 3.0 | |
| | | | Total | | | | 1 | 4 | 1 | 2 | 1 | 1 | 2 | | | | | 1 | | | | 13 | 3.1 | |
| (340-349) | OTHER DISORDERS OF THE CENTRAL NERVOUS SYSTEM | | | | | | | | | | | | | | | | | | | | | 2 | 1.2 | |
| | | Q | M | 1 | 1 | | | | | | | | | | | | | | | | | 2 | 1.2 | |
| | | Q | F | | | | | | | 2 | | | | | | | | | | | | 2 | 4.1 | |
| | | NQ | M | | | | 2 | 1 | 2 | | | | 2 | | | | | | | | | 7 | 4.9 | |
| | | NQ | F | | | | | | | 1 | | | 1 | | | | | | | | | 2 | 7.7 | 1 |
| | | | Total | 1 | 1 | | 2 | 1 | 2 | 3 | | | 3 | | | | | | | | | 13 | 4.7 | 1 |
| (350-359) | DISORDERS OF THE PERIPHERAL NERVOUS SYSTEM | | | | | | | | | | | | | | | | | | | | | 23 | 1.4 | |
| | | NQ | M | | | | | 3 | 11 | 5 | 3 | 1 | | | | | | | | | | 23 | 1.4 | |
| | | NQ | F | | | | | | | | | | 1 | | | | | | | | | 1 | 1.1 | |
| | | | Total | | | | | 3 | 11 | 5 | 3 | 1 | 1 | | | | | | | | | 24 | 1.4 | |
| (360-379) | DISORDERS OF THE EYE & ADNEXA | | | | | | | | | | | | | | | | | | | | | | | |
| | | Q | M | 1 | | | 1 | 1 | | | | | 1 | | | | | | | | | 4 | 2.6 | |
| | | Q | F | 1 | | | | | | | | 1 | | 1 | 2 | 1 | | | | | | 6 | 3.4 | |
| | | NQ | M | | | | 3 | 4 | 1 | 2 | 1 | | | | | | | | | | | 11 | 3.2 | |
| | | NQ | F | 1 | | | | | | | | | | | | | | | | | | 1 | 4.2 | |
| | | | Total | 3 | | | 1 | 4 | 4 | 1 | 2 | 2 | 1 | 1 | 2 | 1 | | | | | | 22 | 3.2 | |
| (380-389) | DISEASES OF THE EAR & MASTOID PROCESS | | | | | | | | | | | | | | | | | | | | | | | |
| | | Q | M | | | 1 | | | | | | | | | | | | | | | | 1 | 0.9 | |
| | | Q | F | 2 | | | | | | | | | | | | | | | | | | 2 | 2.0 | |
| | | NQ | M | | 1 | | 1 | 3 | 11 | 5 | 1 | 2 | 3 | 1 | 1 | | 2 | | | | | 31 | 3.6 | |
| | | NQ | F | 1 | | | | | | 2 | | | | | | 1 | | | | | | 4 | 2.5 | |
| | | | Total | 3 | 1 | 1 | 1 | 3 | 11 | 5 | 3 | 2 | 3 | 1 | 1 | 1 | 2 | | | | | 38 | 3.4 | |
| Total of Major Group (320-389) | | | | 7 | 2 | 1 | 4 | 12 | 32 | 15 | 12 | 6 | 9 | 5 | 3 | 2 | 2 | 1 | | | | 113 | 3.1 | 1 |
| (390-459) | CHAPTER VII:DISEASES OF THE CIRCULATORY SYSTEM | | | | | | | | | | | | | | | | | | | | | | | |
| (390-392) | ACUTE RHEUMATIC FEVER | | | | | | | | 1 | | | | | | | | | | | | | 1 | 6.0 | |
| | | | Total | | | | | | 1 | | | | | | | | | | | | | 1 | 6.0 | |
| (393-398) | CHRONIC RHEUMATIC HEART DISEASE | | | | | | | | | | | | | | | | | | | | | | | |
| | | NQ | M | | | | 1 | 1 | | 2 | | 1 | 1 | | | | | | | | | 6 | 3.5 | |
| | | | Total | | | | 1 | 1 | | 2 | | 1 | 1 | | | | | | | | | 6 | 3.5 | |
| (401-405) | HYPERTENSIVE DISEASE | | | | | | | | | | | | | | | | | | | | | | | |
| | | Q | M | | | | | | | 1 | | | | | | | | | | | | 2 | 343.3 | 1 |
| | | Q | F | 1 | | | | | | | | | | | | 1 | 1 | | | | | 3 | 3.5 | |
| | | NQ | M | | | | 1 | | | 1 | 1 | 1 | 3 | 1 | | 1 | 1 | | | | | 10 | 14.8 | 1 |
| | | NQ | F | | | | | | | | | | 1 | | | | | | | | | 1 | 7.9 | |
| | | | Total | 1 | | | 1 | | | 1 | 1 | 1 | 2 | 3 | 1 | 2 | 2 | 1 | | | | 16 | 53.3 | 2 |

| ICD 9 CODE | DISHCHARGE DIAGNOSIS | NA | SEX | 0-4 | 5-9 | 10-14 | 15-19 | 20-24 | 25-29 | 30-34 | 35-39 | 40-44 | 45-49 | 50-54 | 55-59 | 60-64 | 65-69 | 70-74 | 75-79 | 80-84 | 85+ | SUM | AVG LOS | NO. OF DEATHS | |
|--------------------------------|--|-------|-----|-----|-----|-------|-------|-------|-------|-------|-------|-------|-------|-------|-------|-------|-------|-------|-------|-------|-----|-----|---------|---------------|----|
| (410-414) | ISCHEMIC HEART DISEASE | | | | | | | | | | 1 | 1 | 1 | | 6 | 1 | | | | | | 10 | 2.8 | | |
| | | Q | M | | | | | | | | | | | | | | | | | | | | | | |
| | | Q | F | | | | | | | | | | 2 | | 3 | 5 | 2 | | 2 | 1 | | 15 | 8.4 | 1 | |
| | | NQ | M | | | | | 5 | 8 | 22 | 52 | 50 | 58 | 25 | 7 | 2 | 4 | | | | | 233 | 3.8 | | |
| | | NQ | F | | | | | | | | 1 | 1 | | | | | 1 | | | | | 3 | 2.7 | | |
| | | Total | | | | | | 5 | 8 | 23 | 54 | 54 | 58 | 34 | 13 | 5 | 4 | 2 | 1 | | | 261 | 4.0 | 1 | |
| (415-417) | DISEASES OF PULMONARY CIRCULATION | | | | | | | | | | | | | 1 | | | | | | | | 1 | 11.7 | | |
| | | Q | F | | | | | | | | | | | 1 | | | | | | | | 1 | 11.7 | | |
| | | NQ | M | | | | | | | | | | | 1 | | | | | | | | 1 | 4.9 | | |
| | | Total | | | | | | | | | | | | 2 | | | | | | | | 2 | 8.3 | | |
| (420-429) | OTHER FORMS OF HEART DISEASE | | | | | 1 | 3 | | 1 | | | 1 | 2 | 6 | | 2 | | 3 | 1 | | | 20 | 2.5 | 1 | |
| | | Q | M | | | 1 | 3 | | 1 | | | 1 | 2 | 6 | | 2 | | 3 | 1 | | | 20 | 2.5 | 1 | |
| | | Q | F | | | | | | | | 2 | 1 | 1 | | 1 | 5 | 1 | 3 | 1 | | | 15 | 5.0 | 1 | |
| | | NQ | M | | | | 1 | 3 | 6 | 6 | 9 | 12 | 6 | 14 | 10 | 2 | 3 | 2 | | | | 74 | 8.0 | 3 | |
| | | NQ | F | | | | | | | | 2 | | | | 1 | 1 | 4 | 1 | | | | 9 | 4.4 | | |
| | | Total | | | | 1 | 4 | 3 | 7 | 6 | 11 | 15 | 9 | 21 | 11 | 6 | 12 | 7 | 4 | 1 | | 118 | 6.4 | 5 | |
| (430-438) | CEREBROVASCULAR DISEASE | | | | | | | | | | | | | 1 | | 1 | 2 | 1 | | | | 5 | 4.2 | | |
| | | Q | M | | | | | | | | | | | 1 | | 1 | 2 | 1 | | | | 5 | 4.2 | | |
| | | Q | F | | | | | | | | | | | 2 | 2 | 3 | 1 | 1 | 1 | | | 10 | 11.1 | | |
| | | NQ | M | | | | | 1 | 2 | 3 | 10 | 9 | 16 | 11 | 2 | 1 | | | 2 | | | 57 | 6.5 | 3 | |
| | | NQ | F | | | | | | | 1 | | | | | | | | | | | 1 | 2 | 14.3 | | |
| | | Total | | | | | | 1 | 3 | 3 | 10 | 9 | 19 | 13 | 3 | 6 | 2 | 3 | 1 | 1 | | 74 | 7.1 | 3 | |
| (440-448) | DISEASE OF ARTERIES,ARTERIOLES,&CAPILLARIES | | | 1 | | | | | | | | | | | | | | | | | | 1 | 8.7 | | |
| | | Q | M | 1 | | | | | | | | | | | | | | | | | | 1 | 8.7 | | |
| | | Q | F | 1 | | | | | | | | | | | | | | | | 1 | | 2 | 2.2 | 1 | |
| | | NQ | M | | | | | 1 | | 1 | | | | | 2 | | | | | | | 4 | 1.7 | | |
| | | NQ | F | 1 | | | | | | | | | | | | | | | | | | 1 | 4.4 | | |
| | | Total | | 3 | | | | 1 | | 1 | | | | | 2 | | | | | | 1 | 8 | 3.0 | 1 | |
| (451-459) | DIS. OF VEINS&LYMPHATICS,&OTH DIS. OF CIRCULATORY SYSTEM | | | | | | | | 1 | 2 | | | | | | | | | | | | 3 | 2.2 | | |
| | | Q | M | | | | | | 1 | 2 | | | | | | | | | | | | 3 | 2.2 | | |
| | | Q | F | | | | | | | | | | | 1 | | 1 | | | 1 | | | 3 | 2.8 | | |
| | | NQ | M | | | | | 6 | 11 | 12 | 10 | 8 | 7 | 8 | 3 | | | | | | | 65 | 4.0 | | |
| | | NQ | F | | | | | | | | 1 | | 2 | | 1 | | | | | | | 4 | 5.9 | | |
| | | Total | | | | | | 6 | 12 | 14 | 11 | 8 | 9 | 9 | 4 | 1 | | | 1 | | | 75 | 4.0 | | |
| Total of Major Group (390-459) | | | | 3 | 1 | 1 | 4 | 12 | 27 | 33 | 51 | 88 | 84 | 113 | 65 | 23 | 25 | 15 | 11 | 4 | 1 | | 561 | 6.3 | 12 |

| ICD 9 CODE | DISHCHARGE DIAGNOSIS | NA | SEX | 0-4 | 5-9 | 10-14 | 15-19 | 20-24 | 25-29 | 30-34 | 35-39 | 40-44 | 45-49 | 50-54 | 55-59 | 60-64 | 65-69 | 70-74 | 75-79 | 80-84 | 85+ | SUM | AVG LOS | NO. OF DEATHS |
|---------------|----------------------|----|-----|-----|-----|-------|-------|-------|-------|-------|-------|-------|-------|-------|-------|-------|-------|-------|-------|-------|-----|-----|------------|------------------|
|---------------|----------------------|----|-----|-----|-----|-------|-------|-------|-------|-------|-------|-------|-------|-------|-------|-------|-------|-------|-------|-------|-----|-----|------------|------------------|

(460-519) CHAPTER VIII:DISEASES OF THE RESPIRATORY SYSTEM

(460-466) ACUTE RESPIRATORY INFECTIONS

| | | | | | | | | | | | | | | | | | | | | | | | | |
|--------------|-----------|----------|----------|--|----------|----------|----------|----------|----------|----------|----------|----------|--|----------|----------|----------|--|----------|----------|--|------------|------------|-----|--|
| Q M | 33 | 1 | | | | | | 1 | 1 | | 1 | | | | | 2 | | | 1 | | | 40 | 3.5 | |
| Q F | 17 | | | | | | | | | | | | | 1 | | | | | 1 | | | 19 | 3.6 | |
| NQ M | 23 | | 1 | | 1 | 4 | 5 | 2 | 2 | 1 | | 1 | | | | | | | | | | 40 | 4.6 | |
| NQ F | 10 | 1 | | | | | | | | | | | | | | | | | | | | 11 | 3.2 | |
| Total | 83 | 2 | 1 | | 1 | 5 | 6 | 2 | 3 | 1 | 1 | 1 | | 1 | 1 | 2 | | 1 | 1 | | 110 | 3.9 | | |

(470-478) OTHER DIS. OF THE UPPER RESPIRATORY TRACT

| | | | | | | | | | | | | | | | | | | | | | | | | |
|--------------|-----------|-----------|----------|-----------|-----------|-----------|-----------|----------|----------|----------|----------|----------|----------|--|--|--|--|--|--|--|------------|------------|-----|--|
| Q M | 13 | 4 | 3 | 3 | 7 | 1 | 1 | | | | | | | | | | | | | | | 32 | 1.9 | |
| Q F | 5 | 5 | 4 | 1 | 3 | 1 | 1 | | | | | | | | | | | | | | | 20 | 2.2 | |
| NQ M | 17 | 18 | 2 | 3 | 14 | 12 | 11 | 6 | 3 | 7 | 4 | 2 | 2 | | | | | | | | | 101 | 2.2 | |
| NQ F | 14 | 10 | | 5 | 2 | | | | | | 1 | | | | | | | | | | | 32 | 2.7 | |
| Total | 49 | 37 | 9 | 12 | 26 | 14 | 13 | 6 | 3 | 7 | 5 | 2 | 2 | | | | | | | | 185 | 2.2 | | |

(480-487) PNEUMONIA & INFLUENZA

| | | | | | | | | | | | | | | | | | | | | | | | | |
|--------------|-----------|----------|--|----------|-----------|-----------|----------|-----------|-----------|-----------|----------|----------|----------|----------|----------|----------|----------|--|---|---|------------|------------|-----|--|
| Q M | 6 | 4 | | | | | | | | 1 | | | | | | 2 | | | 2 | 2 | | 17 | 5.4 | |
| Q F | 5 | 1 | | | | | | | | 1 | | | | | | 2 | | | | | | 9 | 3.0 | |
| NQ M | 5 | | | | 10 | 9 | 6 | 13 | 9 | 12 | 8 | 6 | 1 | | | 1 | | | | | | 80 | 6.3 | |
| NQ F | 3 | 2 | | 1 | 1 | 1 | | 1 | | | | | | | | | | | | | | 9 | 4.8 | |
| Total | 19 | 7 | | 1 | 11 | 10 | 6 | 14 | 11 | 12 | 8 | 6 | 1 | 4 | 1 | 2 | 2 | | | | 115 | 5.8 | | |

(490-496) CHRONIC OBSTRUCTIVE PULMONARY DIS.&ALLIED COND.

| | | | | | | | | | | | | | | | | | | | | | | | | |
|--------------|-----------|----------|----------|--|----------|----------|----------|----------|----------|----------|----------|----------|----------|----------|----------|---|--|--|---|--|--|-----------|------------|--|
| Q M | 11 | 1 | 2 | | 2 | | | | | | | | | | | | | | 2 | | | 18 | 4.2 | |
| Q F | 7 | 1 | | | 4 | | | 1 | | | | | | | | 1 | | | | | | 14 | 3.8 | |
| NQ M | 8 | | | | 2 | | | 8 | 1 | 3 | 1 | | 2 | 1 | | | | | | | | 26 | 3.2 | |
| NQ F | 1 | 1 | 1 | | | | 2 | | 1 | 1 | | | 2 | 1 | | | | | | | | 10 | 5.9 | |
| Total | 27 | 3 | 3 | | 6 | 2 | 2 | 1 | 8 | 2 | 4 | 1 | 5 | 2 | 2 | | | | | | | 68 | 4.0 | |

(500-508) PNEUMOCONIOSES &OTH LUNG DIS.DUE TO EXTERNAL AGENTS

| | | | | | | | | | | | | | | | | | | | | | | | | |
|--------------|----------|--|----------|--|--|----------|----------|--|--|--|--|--|----------|--|----------|--|--|--|----------|--|----------|-----------|-------------|----------|
| Q M | 4 | | 1 | | | 1 | | | | | | | 1 | | 1 | | | | 1 | | | 9 | 83.3 | 1 |
| Q F | 1 | | | | | | | | | | | | | | | | | | 2 | | 1 | 4 | 64.0 | 1 |
| NQ M | | | | | | 1 | 1 | | | | | | | | | | | | | | | 2 | 6.1 | |
| Total | 5 | | 1 | | | 2 | 1 | | | | | | 1 | | 1 | | | | 3 | | 1 | 15 | 67.9 | 2 |

(510-519) OTHER DISEASES OF RESPIRATORY SYSTEM

| | | | | | | | | | | | | | | | | | | | | | | | | |
|--------------|----------|--|--|--|----------|----------|----------|----------|----------|----------|----------|----------|--|--|----------|----------|----------|----------|----------|----------|-----------|------------|-----|--|
| Q M | 1 | | | | | | | | | | | | | | | 1 | | | | | 1 | 3 | 3.2 | |
| Q F | | | | | | | | | | | | | | | | 3 | | 1 | 1 | | | 5 | 4.0 | |
| NQ M | | | | | 3 | 3 | 5 | 1 | 2 | 2 | 2 | 1 | | | | 1 | 1 | | | | 2 | 23 | 7.9 | |
| NQ F | | | | | | 1 | 1 | | | | | | | | | | | 1 | | | 1 | 4 | 2.8 | |
| Total | 1 | | | | 3 | 4 | 6 | 1 | 2 | 2 | 2 | 1 | | | 5 | 2 | 1 | 1 | 1 | 4 | 35 | 6.4 | | |

Total of Major Group (460-519)

| | | | | | | | | | | | | | | | | | | | | |
|------------|-----------|-----------|-----------|-----------|-----------|-----------|-----------|-----------|-----------|-----------|-----------|----------|-----------|----------|----------|----------|----------|------------|------------|----------|
| 184 | 49 | 14 | 13 | 47 | 37 | 34 | 24 | 27 | 24 | 20 | 12 | 3 | 17 | 5 | 7 | 4 | 7 | 528 | 5.7 | 2 |
|------------|-----------|-----------|-----------|-----------|-----------|-----------|-----------|-----------|-----------|-----------|-----------|----------|-----------|----------|----------|----------|----------|------------|------------|----------|

| ICD 9 CODE | DISHCHARGE DIAGNOSIS | NA | SEX | 0-4 | 5-9 | 10-14 | 15-19 | 20-24 | 25-29 | 30-34 | 35-39 | 40-44 | 45-49 | 50-54 | 55-59 | 60-64 | 65-69 | 70-74 | 75-79 | 80-84 | 85+ | SUM | AVG LOS | NO. OF DEATHS |
|---------------|---|----|-----|----------|----------|------------|------------|-----------|-----------|-----------|-----------|-----------|-----------|-----------|----------|----------|----------|----------|----------|----------|----------|------------|------------|------------------|
| (520-579) | CHAPTER IX:DISEASES OF THE DIGESTIVE SYSTEM | | | | | | | | | | | | | | | | | | | | | | | |
| (520-529) | DISEASE OF ORAL CAVITY, SALIVARY GLANDS & JAWS | | | | | | | | | | | | | | | | | | | | | | | |
| | Q | M | | 1 | | | | | | | | | | | | | | | | | | 1 | 2.8 | |
| | Q | F | | 1 | | | | | | | | | | | | | | | | | | 1 | 2.9 | |
| | NQ | M | | | | | 1 | 3 | | | 1 | | | | | | | | | | | 5 | 3.4 | |
| | Total | | | 2 | | | 1 | 3 | | | 1 | | | | | | | | | | | 7 | 3.3 | |
| (530-537) | DISEASES OF OESOPHAGUS,STOMACH AND DUODENUM | | | | | | | | | | | | | | | | | | | | | | | |
| | Q | M | | | | | | 1 | | | | | | | 1 | | | | | 1 | | 3 | 3.3 | |
| | Q | F | | 1 | | | 2 | | 1 | | | 1 | | | | | | | | | | 5 | 3.5 | |
| | NQ | M | | | | | 3 | 3 | 6 | 2 | 2 | | | | | | | | | | | 16 | 5.8 | |
| | NQ | F | | | | | 1 | 2 | | | | | | | | | | 1 | | | | 4 | 13.6 | |
| | Total | | | 1 | | | 2 | 5 | 6 | 6 | 2 | 3 | | | 1 | | | | 1 | 1 | | 28 | 6.2 | |
| (540-543) | APPENDICITIS | | | | | | | | | | | | | | | | | | | | | | | |
| | Q | M | | | | 2 | | 2 | | | | | | 1 | | | | | | | | 5 | 3.6 | |
| | NQ | M | | | 6 | 101 | 105 | 62 | 44 | 21 | 11 | 4 | 1 | 1 | | | | | | | | 356 | 2.7 | |
| | NQ | F | | | 1 | 1 | | 1 | | | | | | | | | | | | | | 3 | 2.3 | |
| | Total | | | | 9 | 102 | 107 | 63 | 44 | 21 | 11 | 5 | 1 | 1 | | | | | | | | 364 | 2.7 | |
| (550-553) | HERNIA OF ABDOMINAL CAVITY | | | | | | | | | | | | | | | | | | | | | | | |
| | Q | M | | | | 1 | | 3 | 3 | | 1 | 2 | 1 | 1 | 1 | 2 | | | | | | 15 | 3.1 | |
| | Q | F | | | | | 1 | | 1 | 2 | 3 | 3 | 2 | 1 | | | | | | | | 13 | 4.7 | |
| | NQ | M | | | 2 | 16 | 14 | 19 | 11 | 10 | 18 | 14 | 3 | 10 | | | | | 1 | | | 118 | 2.4 | |
| | NQ | F | | | | | | | | | 3 | 1 | | | | | | | | | | 4 | 4.7 | |
| | Total | | | | 3 | 16 | 18 | 22 | 12 | 13 | 26 | 19 | 6 | 12 | 2 | | | | 1 | | | 150 | 2.8 | |
| (555-558) | NONINFECTIVE ENTERITIS & COLITIS | | | | | | | | | | | | | | | | | | | | | | | |
| | Q | M | | 3 | | | 1 | 1 | | | | | | | | | | | | | | 5 | 1.8 | |
| | Q | F | | 2 | 1 | | 1 | 1 | | | | | | 1 | | | | | 2 | | | 8 | 2.8 | |
| | NQ | M | | 2 | | | 1 | 4 | 4 | 2 | 2 | 2 | | 1 | | | | | | 1 | | 19 | 6.5 | |
| | NQ | F | | 2 | | | | | | | | | 2 | | | | | | | | | 4 | 5.8 | |
| | Total | | | 9 | 1 | | 3 | 6 | 4 | 2 | 2 | 2 | 2 | 2 | 2 | | | | 2 | 1 | | 36 | 5.0 | |
| (560-569) | OTH DISEASES OF INTESTINES & PERITONEUM | | | | | | | | | | | | | | | | | | | | | | | |
| | Q | M | | | | 1 | 2 | 1 | 3 | 2 | | 1 | | | | | | | | | | 10 | 2.6 | |
| | Q | F | | 1 | | | | | 1 | 1 | 1 | 1 | | | | | | | | | | 5 | 1.0 | |
| | NQ | M | | 1 | | 2 | 9 | 24 | 19 | 19 | 12 | 10 | 3 | 5 | 1 | 1 | | | | | | 106 | 3.3 | |
| | NQ | F | | | | | | 1 | 1 | | | 3 | | 1 | 1 | | | | | | | 7 | 2.5 | |
| | Total | | | 2 | | 3 | 11 | 26 | 24 | 22 | 13 | 15 | 3 | 6 | 2 | 1 | | | | | | 128 | 3.1 | |
| (570-579) | OTHER DISEASES OF DIGESTIVE SYSTEM | | | | | | | | | | | | | | | | | | | | | | | |
| | Q | M | | | | | 1 | 1 | | 3 | | 1 | 1 | 2 | | 3 | | | 1 | | 1 | 14 | 4.8 | |
| | Q | F | | | 2 | | 4 | 6 | 5 | 12 | 5 | 6 | 3 | 2 | 2 | 1 | | | | | 1 | 49 | 2.6 | |
| | NQ | M | | | | 1 | 3 | 16 | 14 | 10 | 15 | 13 | 8 | 3 | 1 | 2 | 1 | | | | | 87 | 5.0 | |
| | NQ | F | | 1 | | | 1 | 2 | 11 | 7 | 6 | 6 | 5 | 2 | 2 | 1 | | | | | | 44 | 2.0 | |
| | Total | | | 1 | | 2 | 2 | 10 | 34 | 26 | 31 | 26 | 25 | 14 | 9 | 4 | 6 | 1 | 1 | 1 | 1 | 194 | 3.7 | |

| | | | | | | | | | | | | | | | | | | | | | | | | |
|--------------------------------|--|--|--|----|---|---|----|-----|-----|-----|-----|----|----|----|----|----|---|---|---|---|---|-----|-----|--|
| Total of Major Group (520-579) | | | | 14 | 2 | 2 | 17 | 145 | 199 | 145 | 117 | 78 | 82 | 43 | 25 | 19 | 9 | 1 | 5 | 3 | 1 | 907 | 3.2 | |
|--------------------------------|--|--|--|----|---|---|----|-----|-----|-----|-----|----|----|----|----|----|---|---|---|---|---|-----|-----|--|

| | | | | | | | | | | | | | | | | | | | | | | | |
|-----------|--|--|--|--|--|--|--|--|--|--|--|--|--|--|--|--|--|--|--|--|--|--|--|
| (580-629) | CHAPTER X:DISEASES OF THE GENITOURINARY SYSTEM | | | | | | | | | | | | | | | | | | | | | | |
|-----------|--|--|--|--|--|--|--|--|--|--|--|--|--|--|--|--|--|--|--|--|--|--|--|

| | | | | | | | | | | | | | | | | | | | | | | | |
|-----------|--|--|--|--|--|--|--|--|--|--|--|--|--|--|--|--|--|--|--|--|--|--|--|
| (580-589) | NEPHRITIS, NEPHROTIC SYNDROME, & NEPHROSIS | | | | | | | | | | | | | | | | | | | | | | |
|-----------|--|--|--|--|--|--|--|--|--|--|--|--|--|--|--|--|--|--|--|--|--|--|--|

| | | | | | | | | | | | | | | | | | | | | | | | | |
|--------------|--|--|--|---|---|---|---|---|---|--|--|--|--|--|--|--|--|---|--|--|--|--|----|-----|
| Q M | | | | | | | | | | | | | | | | | | | | | | | 1 | 3.8 |
| NQ M | | | | 1 | 2 | 2 | 3 | 1 | 1 | | | | | | | | | 1 | | | | | 11 | 2.5 |
| Total | | | | 1 | 2 | 2 | 3 | 1 | 1 | | | | | | | | | 1 | | | | | 12 | 2.7 |

| | | | | | | | | | | | | | | | | | | | | | | | |
|-----------|----------------------------------|--|--|--|--|--|--|--|--|--|--|--|--|--|--|--|--|--|--|--|--|--|--|
| (590-599) | OTHER DISEASES OF URINARY SYSTEM | | | | | | | | | | | | | | | | | | | | | | |
|-----------|----------------------------------|--|--|--|--|--|--|--|--|--|--|--|--|--|--|--|--|--|--|--|--|--|--|

| | | | | | | | | | | | | | | | | | | | | | | | | |
|--------------|---|--|---|--|---|----|----|----|----|----|----|----|----|---|---|---|---|---|---|--|-----|-----|-----|-----|
| Q M | | | | | | | 2 | 3 | 1 | 2 | | | | 1 | | | 2 | 3 | 2 | | | 2 | 18 | 3.6 |
| Q F | 1 | | 2 | | | 2 | | | | | | | 1 | 1 | 1 | 1 | 2 | 5 | 2 | | | 18 | 5.7 | |
| NQ M | | | | | 8 | 28 | 32 | 30 | 23 | 17 | 20 | 12 | 8 | 2 | | | | | | | | 180 | 4.1 | |
| NQ F | 4 | | | | | | | | 1 | 2 | 1 | 3 | | | 1 | 2 | | | | | 1 | 15 | 5.1 | |
| Total | 5 | | 2 | | 8 | 30 | 34 | 34 | 26 | 20 | 24 | 14 | 10 | 7 | 5 | 7 | 2 | 3 | | | 231 | 4.3 | | |

| | | | | | | | | | | | | | | | | | | | | | | | |
|-----------|---------------------------------|--|--|--|--|--|--|--|--|--|--|--|--|--|--|--|--|--|--|--|--|--|--|
| (600-608) | DISEASES OF MALE GENITAL ORGANS | | | | | | | | | | | | | | | | | | | | | | |
|-----------|---------------------------------|--|--|--|--|--|--|--|--|--|--|--|--|--|--|--|--|--|--|--|--|--|--|

| | | | | | | | | | | | | | | | | | | | | | | | | |
|--------------|--|--|---|---|----|----|---|---|---|---|---|----|---|---|--|---|---|--|--|---|---|----|-----|-----|
| Q M | | | 1 | 3 | 1 | 3 | | | | 1 | | | | | | | 3 | | | 1 | | 3 | 16 | 3.7 |
| NQ M | | | 2 | | 9 | 10 | 7 | 9 | 3 | 2 | 2 | 15 | 4 | 1 | | 1 | | | | | | 65 | 3.8 | |
| Total | | | 3 | 3 | 10 | 13 | 7 | 9 | 4 | 2 | 2 | 15 | 4 | 4 | | 2 | | | | | 3 | 81 | 3.8 | |

| | | | | | | | | | | | | | | | | | | | | | | | |
|-----------|---------------------|--|--|--|--|--|--|--|--|--|--|--|--|--|--|--|--|--|--|--|--|--|--|
| (610-611) | DISORDERS OF BREAST | | | | | | | | | | | | | | | | | | | | | | |
|-----------|---------------------|--|--|--|--|--|--|--|--|--|--|--|--|--|--|--|--|--|--|--|--|--|--|

| | | | | | | | | | | | | | | | | | | | | | | | |
|--------------|--|--|--|---|---|---|---|---|---|---|---|---|--|--|--|--|--|--|--|--|--|----|-----|
| Q M | | | | | | 1 | | | | | | | | | | | | | | | | 1 | 2.9 |
| Q F | | | | 1 | | | 4 | 1 | 2 | 3 | | | | | | | | | | | | 11 | 4.4 |
| NQ M | | | | | 3 | | 1 | | 1 | 1 | | | | | | | | | | | | 6 | 3.2 |
| NQ F | | | | | 1 | | 1 | | | 2 | 2 | 1 | | | | | | | | | | 7 | 3.5 |
| Total | | | | 1 | 4 | 1 | 6 | 1 | 3 | 6 | 2 | 1 | | | | | | | | | | 25 | 3.8 |

| | | | | | | | | | | | | | | | | | | | | | | | |
|-----------|--|--|--|--|--|--|--|--|--|--|--|--|--|--|--|--|--|--|--|--|--|--|--|
| (614-616) | INFLAMMATORY DISEASE OF FEMALE PELVIC ORGANS | | | | | | | | | | | | | | | | | | | | | | |
|-----------|--|--|--|--|--|--|--|--|--|--|--|--|--|--|--|--|--|--|--|--|--|--|--|

| | | | | | | | | | | | | | | | | | | | | | | | |
|--------------|--|--|--|--|---|---|---|---|---|---|---|--|--|---|--|--|--|--|--|--|--|----|-----|
| Q F | | | | | | | 1 | | 1 | | | | | | | | | | | | | 2 | 2.1 |
| NQ F | | | | | 2 | 2 | 2 | 2 | 1 | | 1 | | | 1 | | | | | | | | 10 | 2.5 |
| Total | | | | | 2 | 2 | 3 | 2 | 1 | 1 | | | | 1 | | | | | | | | 12 | 2.4 |

| | | | | | | | | | | | | | | | | | | | | | | | |
|-----------|---|--|--|--|--|--|--|--|--|--|--|--|--|--|--|--|--|--|--|--|--|--|--|
| (617-629) | OTHER DISORDERS OF FEMALE GENITAL TRACT | | | | | | | | | | | | | | | | | | | | | | |
|-----------|---|--|--|--|--|--|--|--|--|--|--|--|--|--|--|--|--|--|--|--|--|--|--|

| | | | | | | | | | | | | | | | | | | | | | | | |
|--------------|--|--|--|---|---|---|---|---|---|---|---|---|--|--|--|--|--|--|--|--|--|----|-----|
| Q F | | | | | | 2 | 1 | 3 | 3 | 1 | 2 | | | | | | | | | | | 12 | 3.6 |
| NQ F | | | | 1 | 1 | 3 | 2 | 4 | 3 | 2 | 2 | 1 | | | | | | | | | | 19 | 3.0 |
| Total | | | | 1 | 1 | 5 | 3 | 7 | 6 | 3 | 4 | 1 | | | | | | | | | | 31 | 3.2 |

| | | | | | | | | | | | | | | | | | | | | | | | | |
|--------------------------------|--|--|--|---|--|---|---|----|----|----|----|----|----|----|----|----|----|---|---|---|---|-----|-----|--|
| Total of Major Group (580-629) | | | | 5 | | 5 | 6 | 27 | 53 | 56 | 54 | 41 | 32 | 33 | 32 | 14 | 12 | 5 | 9 | 2 | 6 | 392 | 3.9 | |
|--------------------------------|--|--|--|---|--|---|---|----|----|----|----|----|----|----|----|----|----|---|---|---|---|-----|-----|--|

| | | | | | | | | | | | | | | | | | | | | | | | |
|-----------|--|--|--|--|--|--|--|--|--|--|--|--|--|--|--|--|--|--|--|--|--|--|--|
| (630-679) | CHAPTER XI:COMPLI.OF PERGNANCY,CHILDBIRTH & PUERPERIUM | | | | | | | | | | | | | | | | | | | | | | |
|-----------|--|--|--|--|--|--|--|--|--|--|--|--|--|--|--|--|--|--|--|--|--|--|--|

| | | | | | | | | | | | | | | | | | | | | | | | |
|-----------|---------------------------------|--|--|--|--|--|--|--|--|--|--|--|--|--|--|--|--|--|--|--|--|--|--|
| (630-639) | PREGNANCY WITH ABORTIVE OUTCOME | | | | | | | | | | | | | | | | | | | | | | |
|-----------|---------------------------------|--|--|--|--|--|--|--|--|--|--|--|--|--|--|--|--|--|--|--|--|--|--|

| | | | | | | | | | | | | | | | | | | | | | | | |
|--------------|--|--|--|---|----|----|----|----|----|---|--|--|--|--|--|--|--|--|--|--|--|-----|-----|
| Q F | | | | 1 | 4 | 15 | 10 | 9 | 7 | 1 | | | | | | | | | | | | 47 | 2.5 |
| NQ F | | | | 2 | 10 | 19 | 15 | 13 | 6 | 1 | | | | | | | | | | | | 66 | 1.9 |
| Total | | | | 3 | 14 | 34 | 25 | 22 | 13 | 2 | | | | | | | | | | | | 113 | 2.2 |

| | | | | | | | | | | | | | | | | | | | | | | | |
|-----------|---|--|--|--|--|--|--|--|--|--|--|--|--|--|--|--|--|--|--|--|--|--|--|
| (640-648) | COMPLICATIONS MAINLY RELATED TO PREGNANCY | | | | | | | | | | | | | | | | | | | | | | |
|-----------|---|--|--|--|--|--|--|--|--|--|--|--|--|--|--|--|--|--|--|--|--|--|--|

| | | | | | | | | | | | | | | | | | | | | | | | |
|--------------|--|--|--|----|----|-----|-----|----|----|---|--|--|--|--|--|--|--|--|--|--|--|-----|-----|
| Q F | | | | 2 | 45 | 48 | 63 | 36 | 4 | | | | | | | | | | | | | 198 | 3.3 |
| NQ F | | | | 16 | 44 | 80 | 58 | 45 | 7 | 1 | | | | | | | | | | | | 251 | 3.0 |
| Total | | | | 18 | 89 | 128 | 121 | 81 | 11 | 1 | | | | | | | | | | | | 449 | 3.1 |

| ICD 9 CODE | DISHCHARGE DIAGNOSIS | NA | SEX | 0-4 | 5-9 | 10-14 | 15-19 | 20-24 | 25-29 | 30-34 | 35-39 | 40-44 | 45-49 | 50-54 | 55-59 | 60-64 | 65-69 | 70-74 | 75-79 | 80-84 | 85+ | SUM | AVG LOS | NO. OF DEATHS |
|------------|----------------------|----|-----|-----|-----|-------|-------|-------|-------|-------|-------|-------|-------|-------|-------|-------|-------|-------|-------|-------|-----|-----|---------|---------------|
|------------|----------------------|----|-----|-----|-----|-------|-------|-------|-------|-------|-------|-------|-------|-------|-------|-------|-------|-------|-------|-------|-----|-----|---------|---------------|

(649-649)

| | | | | | | | | | | | | | | | | | | | | | | | | | |
|-------|--|--|--|--|--|--|--|--|---|--|--|--|--|--|--|--|--|--|--|--|--|--|---|-----|--|
| NQ F | | | | | | | | | 1 | | | | | | | | | | | | | | 1 | 2.1 | |
| Total | | | | | | | | | 1 | | | | | | | | | | | | | | 1 | 2.1 | |

(650-659) NORMAL DELIVERY AND OTH. INDICATIONS FOR CARE IN PREGNANCY, LABOUR AND DELIVERY

| | | | | | | | | | | | | | | | | | | | | | | | | | |
|-------|--|--|---|----|----|----|----|----|---|---|--|--|--|--|--|--|--|--|--|--|--|--|-----|-----|--|
| Q F | | | | 1 | 24 | 29 | 20 | 21 | 3 | | | | | | | | | | | | | | 98 | 4.0 | |
| NQ F | | | 1 | 9 | 49 | 64 | 60 | 32 | 3 | 1 | | | | | | | | | | | | | 219 | 3.6 | |
| Total | | | 1 | 10 | 73 | 93 | 80 | 53 | 6 | 1 | | | | | | | | | | | | | 317 | 3.7 | |

(660-669) COMPLICATIONS OCCURING MAINLY RELATED TO LABOUR & DELIVERY

| | | | | | | | | | | | | | | | | | | | | | | | | | |
|-------|--|--|--|---|----|----|----|----|---|--|--|--|--|--|--|--|--|--|--|--|--|--|-----|-----|---|
| Q F | | | | 1 | 4 | 11 | 23 | 8 | 4 | | | | | | | | | | | | | | 51 | 3.3 | |
| NQ F | | | | 1 | 22 | 23 | 29 | 20 | 4 | | | | | | | | | | | | | | 99 | 3.1 | 1 |
| Total | | | | 2 | 26 | 34 | 52 | 28 | 8 | | | | | | | | | | | | | | 150 | 3.2 | 1 |

(670-676) COMPLICATIONS OF THE PUERPERIUM

| | | | | | | | | | | | | | | | | | | | | | | | | | |
|-------|--|--|--|--|---|---|--|--|--|--|--|--|--|--|--|--|--|--|--|--|--|--|---|-----|--|
| Q F | | | | | 3 | | | | | | | | | | | | | | | | | | 3 | 3.6 | |
| NQ F | | | | | 1 | 2 | | | | | | | | | | | | | | | | | 3 | 3.0 | |
| Total | | | | | 4 | 2 | | | | | | | | | | | | | | | | | 6 | 3.3 | |

Total of Major Group (630-679)

| | | | | | | | | | | | | | | | | | | | | | | | | | |
|--|--|--|---|----|-----|-----|-----|-----|----|---|--|--|--|--|--|--|--|--|--|--|--|--|------|-----|---|
| | | | 1 | 33 | 206 | 292 | 278 | 184 | 38 | 4 | | | | | | | | | | | | | 1036 | 3.2 | 1 |
|--|--|--|---|----|-----|-----|-----|-----|----|---|--|--|--|--|--|--|--|--|--|--|--|--|------|-----|---|

(680-709) CHAPTER XII:DISEASES OF THE SKIN & SUBCUTANEOUS TISSUE

(680-686) INFECTIONS OF SKIN & SUBCUTANEOUS TISSUE

| | | | | | | | | | | | | | | | | | | | | | | | | | |
|-------|---|--|--|---|----|----|----|----|----|----|----|---|---|---|--|--|--|---|--|---|--|--|-----|-----|--|
| Q M | 2 | | | 1 | 7 | 5 | | | 1 | 1 | 4 | 1 | | | | | | | | | | | 23 | 4.1 | |
| Q F | 1 | | | | | 3 | | | | 1 | 3 | | | | | | | 1 | | | | | 9 | 5.0 | |
| NQ M | | | | 5 | 19 | 23 | 19 | 25 | 10 | 9 | 6 | 4 | | | | | | | | 1 | | | 121 | 3.5 | |
| NQ F | | | | | 1 | 1 | | | 1 | 2 | 1 | | | 1 | | | | | | | | | 7 | 7.6 | |
| Total | 3 | | | 6 | 27 | 32 | 19 | 25 | 12 | 13 | 14 | 5 | 1 | | | | | 2 | | 1 | | | 160 | 3.8 | |

(700-709) OTH DISEASES OF SKIN & SUBCUTANEOUS TISSUE

| | | | | | | | | | | | | | | | | | | | | | | | | | |
|-------|--|--|--|--|---|---|---|----|----|---|---|--|--|--|--|---|--|--|---|---|--|--|----|-----|--|
| Q M | | | | | 1 | | 1 | | | | | | | | | | | | 1 | 1 | | | 4 | 4.5 | |
| Q F | | | | | 3 | 3 | 7 | 6 | 10 | 3 | | | | | | | | | | | | | 32 | 5.0 | |
| NQ M | | | | | | 2 | 1 | | 2 | 1 | | | | | | 1 | | | | | | | 7 | 5.2 | |
| NQ F | | | | | | 1 | | | 5 | 4 | 2 | | | | | | | | | | | | 12 | 5.7 | |
| Total | | | | | 4 | 6 | 9 | 11 | 16 | 6 | | | | | | 1 | | | 1 | 1 | | | 55 | 5.2 | |

Total of Major Group (680-709)

| | | | | | | | | | | | | | | | | | | | | | | | | | |
|--|---|--|--|---|----|----|----|----|----|----|----|---|---|--|--|--|--|---|---|---|--|--|-----|-----|--|
| | 3 | | | 6 | 31 | 38 | 28 | 36 | 28 | 19 | 14 | 5 | 2 | | | | | 3 | 1 | 1 | | | 215 | 4.2 | |
|--|---|--|--|---|----|----|----|----|----|----|----|---|---|--|--|--|--|---|---|---|--|--|-----|-----|--|

(710-739) CHAPTER XIII:DISEASES OF MUSCULOSKELETAL SYS.& CONNECT.TISSUE

(710-719) ARTHROPATHIES & RELATED DISORDERS

| | | | | | | | | | | | | | | | | | | | | | | | | | | |
|-------|---|--|--|---|---|----|----|----|---|---|----|---|---|---|---|---|--|--|--|---|--|--|----|------|-----|--|
| Q M | | | | | 6 | 1 | 1 | 2 | | | | | | | | | | | | | | | 1 | 11 | 4.6 | |
| Q F | | | | | | | | | | | | | | 1 | 1 | 1 | | | | | | | 3 | 12.7 | | |
| NQ M | 1 | | | 2 | 2 | 12 | 8 | 6 | 3 | 5 | 7 | 7 | 3 | | | | | | | 2 | | | 58 | 5.2 | | |
| NQ F | | | | | | | 2 | 2 | | 3 | 6 | | | 1 | 2 | | | | | | | | 16 | 6.2 | | |
| Total | 1 | | | 2 | 8 | 13 | 11 | 10 | 3 | 8 | 13 | 8 | 5 | 3 | 2 | | | | | | | | 1 | 88 | 5.5 | |

| ICD 9 CODE | DISHCHARGE DIAGNOSIS | NA | SEX | 0-4 | 5-9 | 10-14 | 15-19 | 20-24 | 25-29 | 30-34 | 35-39 | 40-44 | 45-49 | 50-54 | 55-59 | 60-64 | 65-69 | 70-74 | 75-79 | 80-84 | 85+ | SUM | AVG LOS | NO. OF DEATHS | |
|--------------------------------|--|-------|-----|-----|-----|-------|-------|-------|-------|-------|-------|-------|-------|-------|-------|-------|-------|-------|-------|-------|-----|-----|------------|------------------|-----|
| (720-724) | DORSOPATHIES | | | | | | | | | | | | | | | | | | | | | | | | |
| | | Q | M | 1 | | | | | | 1 | | | | | | | | | | | | | 2 | 7.2 | |
| | | Q | F | | | | | 1 | | | 1 | | | | | | | | | | | | 2 | 2.9 | |
| | | NQ | M | | | | | 2 | 3 | 4 | 5 | 8 | 4 | 1 | 1 | | | | | | | | 28 | 4.9 | |
| | | NQ | F | | | | | | | | 1 | | | 1 | | | | | | | | | 2 | 13.7 | |
| | | Total | | 1 | | | | 3 | 3 | 5 | 7 | 8 | 4 | 2 | 1 | | | | | | | | 34 | 5.4 | |
| (725-729) | RHEUMATISM, EXCLUDING THE BACK | | | | | | | | | | | | | | | | | | | | | | | | |
| | | Q | M | 1 | | | | | | | | | | | | | | | | | | | 1 | 0.7 | |
| | | Q | F | | | | | | | 1 | | 1 | | 1 | | 1 | 1 | | | | | | 5 | 3.9 | |
| | | NQ | M | | 1 | | | 1 | 1 | 1 | 3 | 1 | 4 | | 1 | 2 | 1 | 1 | | | | | 17 | 7.1 | |
| | | NQ | F | | | | | | | 1 | 2 | 1 | 1 | | | | | | | | | | 5 | 3.2 | |
| | | Total | | 1 | 1 | | | 1 | 1 | 3 | 5 | 3 | 5 | 1 | 1 | 3 | 2 | 1 | | | | | 28 | 5.6 | |
| (730-739) | OSTEOPATHIES, CHONDROPATHIES & ACQUIRED MUS.SKELETAL DEFORMITIES | | | | | | | | | | | | | | | | | | | | | | | | |
| | | Q | M | | 1 | | | 4 | 1 | 2 | 1 | | | 1 | | | | | | | | | 10 | 4.5 | |
| | | Q | F | | | | | | | | 1 | | | | | | | | 1 | | | | 2 | 17.6 | |
| | | NQ | M | | | 1 | 3 | 6 | 11 | 6 | 4 | 1 | 3 | 2 | 1 | | | | | | | | 38 | 6.0 | |
| | | NQ | F | | | | | 1 | 1 | | | 1 | 2 | 2 | | | | | | | | | 7 | 7.6 | |
| | | Total | | | 1 | 1 | 3 | 11 | 13 | 9 | 5 | 2 | 5 | 5 | 1 | | | | 1 | | | | 57 | 6.3 | |
| Total of Major Group (710-739) | | | | 3 | 2 | 1 | 5 | 23 | 30 | 28 | 27 | 16 | 22 | 21 | 11 | 8 | 5 | 4 | | | | 1 | 207 | 5.7 | |
| (740-759) | CHAPTER XIV: CONGENITAL ANOMALIES | | | | | | | | | | | | | | | | | | | | | | | | |
| (740-759) | CONGENITAL ANOMALIES | | | | | | | | | | | | | | | | | | | | | | | | |
| | | Q | M | | | 1 | 1 | | | | 1 | | | | | | | | | | | | 3 | 3.1 | |
| | | Q | F | | | | | | 2 | 2 | 1 | | | | | | | | | | | | 5 | 3.3 | |
| | | NQ | M | 3 | | | | 1 | 2 | 3 | 1 | 2 | 2 | | | | | | | | | | 14 | 10.8 | |
| | | NQ | F | | 1 | 2 | | | 1 | 1 | 2 | | | | | | | | | | | | 7 | 2.9 | |
| | | Total | | 3 | 1 | 3 | 1 | 1 | 5 | 6 | 5 | 2 | 2 | | | | | | | | | | 29 | 6.8 | |
| Total of Major Group (740-759) | | | | 3 | 1 | 3 | 1 | 1 | 5 | 6 | 5 | 2 | 2 | | | | | | | | | | | 29 | 6.8 |
| (760-779) | CHAPTER XV: CERTAIN CONDITIONS ORIGINATING IN PERINATAL PERIOD | | | | | | | | | | | | | | | | | | | | | | | | |
| (760-779) | CERTAIN CONDITIONS ORIGINATING IN PERINATAL PERIOD | | | | | | | | | | | | | | | | | | | | | | | | |
| | | Q | M | 3 | | | | | | | | | | | | | | | | | | | 3 | 7.7 | |
| | | Q | F | 4 | | | | | | | | | | | | | | | | | | | 4 | 3.2 | |
| | | NQ | M | 7 | | | | | | | | | | | | | | | | | | | 7 | 4.3 | |
| | | NQ | F | 9 | | | | | | | | | | | | | | | | | | | 9 | 2.4 | |
| | | Total | | 23 | | | | | | | | | | | | | | | | | | | 23 | 3.8 | |
| Total of Major Group (760-779) | | | | 23 | | | | | | | | | | | | | | | | | | | | 23 | 3.8 |

| ICD 9 CODE | DISHCHARGE DIAGNOSIS | NA | SEX | 0-4 | 5-9 | 10-14 | 15-19 | 20-24 | 25-29 | 30-34 | 35-39 | 40-44 | 45-49 | 50-54 | 55-59 | 60-64 | 65-69 | 70-74 | 75-79 | 80-84 | 85+ | SUM | AVG LOS | NO. OF DEATHS |
|---------------|----------------------|----|-----|-----|-----|-------|-------|-------|-------|-------|-------|-------|-------|-------|-------|-------|-------|-------|-------|-------|-----|-----|------------|------------------|
|---------------|----------------------|----|-----|-----|-----|-------|-------|-------|-------|-------|-------|-------|-------|-------|-------|-------|-------|-------|-------|-------|-----|-----|------------|------------------|

(780-799) CHAPTER XVI:SYMPTOMS,SIGNS, AND ILL-DEFINED CONDITIONS

(780-789) SYMPTOMS, SIGNS, & ILL-DEFINED CONDITIONS

| | | | | | | | | | | | | | | | | | | | | | | | | |
|--------------|-----------|----------|----------|----------|-----------|-----------|-----------|-----------|-----------|-----------|-----------|-----------|----------|----------|----------|----------|----------|---|---|--|------------|------------|-----|--|
| Q M | | 2 | 1 | 1 | 1 | 1 | 1 | 1 | 1 | 1 | 4 | | | 1 | 1 | 4 | 1 | 1 | 2 | | | 22 | 2.6 | |
| Q F | 3 | 1 | 1 | | 1 | 2 | | | | 2 | | | | 1 | 2 | | | 1 | 3 | | | 17 | 2.3 | |
| NQ M | 4 | 1 | 1 | | 13 | 14 | 12 | 19 | 12 | 9 | 10 | 10 | 2 | 1 | 2 | | | | | | | 110 | 2.8 | |
| NQ F | 3 | 1 | | | 1 | 3 | | | | 1 | 1 | | | | | | | 1 | | | | 11 | 2.2 | |
| Total | 10 | 5 | 3 | 1 | 16 | 20 | 13 | 20 | 18 | 10 | 11 | 12 | 5 | 5 | 3 | 3 | 5 | | | | 160 | 2.7 | | |

(790-796) NONSPECIFIC ABNORMAL FINDINGS

| | | | | | | | | | | | | | | | | | | | | | | | | |
|--------------|--|--|--|--|--|----------|--|--|----------|----------|--|--|--|--|--|--|--|----------|--|--|--|----------|------------|--|
| Q M | | | | | | | | | | | | | | | | | | 1 | | | | 1 | 0.2 | |
| NQ M | | | | | | 1 | | | | 1 | | | | | | | | | | | | 2 | 10.5 | |
| NQ F | | | | | | | | | 1 | 1 | | | | | | | | | | | | 2 | 2.5 | |
| Total | | | | | | 1 | | | 1 | 2 | | | | | | | | 1 | | | | 5 | 5.3 | |

Total of Major Group (780-799)

| | | | | | | | | | | | | | | | | | | | | | | | |
|-----------|----------|----------|----------|-----------|-----------|-----------|-----------|-----------|-----------|-----------|-----------|----------|----------|----------|----------|----------|--|--|--|--|------------|------------|--|
| 10 | 5 | 3 | 1 | 16 | 21 | 13 | 20 | 19 | 12 | 11 | 12 | 5 | 5 | 3 | 4 | 5 | | | | | 165 | 2.8 | |
|-----------|----------|----------|----------|-----------|-----------|-----------|-----------|-----------|-----------|-----------|-----------|----------|----------|----------|----------|----------|--|--|--|--|------------|------------|--|

(800-999) CHAPTER XVII:INJURY AND POISONING

(800-804) FRACTURE OF SKULL

| | | | | | | | | | | | | | | | | | | | | | | | | |
|--------------|--|--|--|--|----------|--|--|--|--|--|--|--|--|--|--|--|--|--|--|--|--|----------|------------|--|
| NQ M | | | | | 1 | | | | | | | | | | | | | | | | | 1 | 0.8 | |
| Total | | | | | 1 | | | | | | | | | | | | | | | | | 1 | 0.8 | |

(805-809) FRACTURE OF SPINE & TRUNK

| | | | | | | | | | | | | | | | | | | | | | | | | |
|--------------|--|--|--|----------|----------|----------|-----------|----------|----------|----------|----------|----------|----------|---|--|--|--|--|--|--|--|-----------|------------|--|
| Q M | | | | | 1 | | | | | | | | 1 | 1 | | | | | | | | 3 | 9.5 | |
| Q F | | | | | 1 | | | | | | | | | | | | | | | | | 1 | 2.8 | |
| NQ M | | | | 1 | 6 | 8 | 11 | 8 | 8 | 8 | 1 | 1 | | | | | | | | | | 52 | 9.6 | |
| NQ F | | | | 1 | | | 2 | | | | | | | | | | | | | | | 3 | 6.3 | |
| Total | | | | 1 | 9 | 8 | 13 | 8 | 8 | 8 | 1 | 2 | 1 | | | | | | | | | 59 | 9.3 | |

(810-819) FRACTURE OF UPPER LIMB

| | | | | | | | | | | | | | | | | | | | | | | | | |
|--------------|----------|----------|----------|----------|-----------|-----------|-----------|-----------|-----------|----------|----------|----------|----------|----------|---|--|--|--|--|--|--|------------|------------|--|
| Q M | 1 | 3 | 4 | | | 1 | | | | | | | | | | | | | | | | 9 | 2.5 | |
| Q F | | | | | | | | | | | | | | 1 | 1 | | | | | | | 2 | 2.1 | |
| NQ M | 4 | 2 | 2 | 3 | 11 | 13 | 17 | 17 | 15 | 6 | 4 | 2 | 1 | 1 | | | | | | | | 98 | 3.6 | |
| NQ F | | | | | | | 1 | 2 | | 1 | 1 | | | | | | | | | | | 5 | 4.7 | |
| Total | 5 | 5 | 6 | 3 | 11 | 14 | 18 | 19 | 15 | 7 | 5 | 2 | 2 | 2 | | | | | | | | 114 | 3.6 | |

(820-829) FRACTURE OF LOWER LIMB

| | | | | | | | | | | | | | | | | | | | | | | | | |
|--------------|----------|----------|----------|-----------|-----------|-----------|-----------|-----------|-----------|----------|-----------|----------|--|----------|----------|---|---|--|--|--|--|------------|------------|----------|
| Q M | | 4 | | 5 | 2 | 1 | 1 | 1 | | | | | | | | | | | | | | 14 | 9.1 | |
| Q F | | | 1 | | 1 | | | | | | 1 | 1 | | | | | 1 | | | | | 5 | 10.6 | 1 |
| NQ M | 1 | | 2 | 6 | 13 | 17 | 24 | 20 | 10 | 9 | 9 | 3 | | 1 | | | | | | | | 115 | 7.5 | |
| NQ F | 2 | | 1 | | | | 1 | 1 | | | | | | | | 1 | | | | | | 6 | 9.1 | |
| Total | 3 | 4 | 4 | 11 | 16 | 18 | 26 | 22 | 10 | 9 | 10 | 4 | | 2 | 1 | | | | | | | 140 | 7.8 | 1 |

(830-839) DISLOCATION

| | | | | | | | | | | | | | | | | | | | | | | | | |
|--------------|--|--|----------|----------|----------|----------|----------|----------|--|----------|----------|----------|--|--|--|--|--|--|--|--|--|-----------|------------|--|
| Q M | | | 1 | 1 | 1 | | 1 | | | | | | | | | | | | | | | 4 | 2.1 | |
| Q F | | | | | | | | 1 | | | | | | | | | | | | | | 1 | 0.8 | |
| NQ M | | | | 1 | | 1 | 2 | 3 | | 2 | 1 | 1 | | | | | | | | | | 11 | 3.1 | |
| Total | | | 1 | 2 | 1 | 1 | 3 | 4 | | 2 | 1 | 1 | | | | | | | | | | 16 | 2.7 | |

| ICD 9 CODE | DISHCHARGE DIAGNOSIS | NA | SEX | 0-4 | 5-9 | 10-14 | 15-19 | 20-24 | 25-29 | 30-34 | 35-39 | 40-44 | 45-49 | 50-54 | 55-59 | 60-64 | 65-69 | 70-74 | 75-79 | 80-84 | 85+ | SUM | AVG LOS | NO. OF DEATHS | |
|---------------|--|----|-------|-----|-----|-------|-------|-------|-------|-------|-------|-------|-------|-------|-------|-------|-------|-------|-------|-------|-----|-----|------------|------------------|---|
| (840-848) | SPRAINS & STRAINS OF JOINTS & ADJACENT MUSCLES | | | | | | | | | | 1 | | | | | | | | | | | 1 | 5.0 | | |
| | | Q | F | | | | | | | | | | | | | | | | | | | | | | |
| | | NQ | M | | | | 4 | 2 | 5 | 2 | 3 | 1 | | 1 | | | | | | | | | 18 | 5.6 | |
| | | NQ | F | | | | | | | | 1 | | | | | | | | | | | | 1 | 5.0 | |
| | | | Total | | | | 4 | 2 | 5 | 4 | 3 | 1 | | 1 | | | | | | | | | 20 | 5.5 | |
| (860-869) | INTERNAL INJURY OF CHEST ,ABDOMEN ,& PELVIS | | | | | | | | | | | | | | | | | | 1 | | | | 1 | 0.6 | |
| | | Q | F | | | | | | | | | | | | | | | | | | | | | | |
| | | NQ | M | | | | | | | 1 | 2 | | 1 | | | | | | | | | | 4 | 5.0 | 1 |
| | | | Total | | | | | | | 1 | 2 | | 1 | | | | | | | | | | 5 | 4.1 | 1 |
| (870-879) | OPEN WOUND OF HEAD,NECK ,& TRUNCK | | | 1 | 1 | 1 | | 2 | | | | | | | | | | | 1 | | | | 6 | 2.0 | |
| | | Q | M | 1 | 1 | 1 | | 2 | | | | | | | | | | | | | | | 6 | 2.0 | |
| | | NQ | M | | | | 3 | 6 | 4 | | 5 | | | 2 | | 1 | | | | | | | 21 | 2.6 | |
| | | | Total | 1 | 1 | 1 | 5 | 6 | 4 | | 5 | | | 2 | | 1 | | | | | | | 27 | 2.5 | |
| (880-887) | OPEN WOUND OF UPPER LIMB | | | | | | 1 | | | | 1 | | | | | | | | | | | | 2 | 1.1 | |
| | | Q | M | | | | 1 | | | | 1 | | | | | | | | | | | | 2 | 1.1 | |
| | | Q | F | | 1 | | | | | | | | | | | | | | | | | | 1 | 4.9 | |
| | | NQ | M | | | | 10 | 15 | 9 | 6 | 6 | 4 | | | | | | | | | | | 50 | 4.1 | |
| | | | Total | | 1 | | 1 | 10 | 15 | 9 | 7 | 6 | 4 | | | | | | | | | | 53 | 4.0 | |
| (890-897) | OPEN WOUND OF LOWER LIMB | | | | | 1 | 1 | | | 1 | | | | | | | | | | | | | 3 | 4.6 | |
| | | Q | M | | | 1 | 1 | | | 1 | | | | | | | | | | | | | 3 | 4.6 | |
| | | Q | F | | | | | | | | | | 1 | | | | | | | | | | 1 | 9.9 | |
| | | NQ | M | | | | 1 | 4 | 3 | 4 | 5 | 3 | 2 | 1 | | | | | | | | | 23 | 4.8 | |
| | | NQ | F | | | | 1 | | | | | | | | | | | | | | | | 1 | 1.6 | |
| | | | Total | | | 1 | 2 | 5 | 3 | 5 | 5 | 3 | 3 | 1 | | | | | | | | | 28 | 4.8 | |
| (900-904) | INJURY TO BLOOD VESSELS | | | | | | | | | | 1 | | | | | | | | | | | | 1 | 1.0 | 1 |
| | | NQ | M | | | | | | | | 1 | | | | | | | | | | | | 1 | 1.0 | 1 |
| | | | Total | | | | | | | | 1 | | | | | | | | | | | | 1 | 1.0 | 1 |
| (910-919) | SUPERFICIAL INJURY | | | | | | | | | 2 | | | 1 | | | | | | | | | | 3 | 5.7 | |
| | | NQ | M | | | | | | | 2 | | | 1 | | | | | | | | | | 3 | 5.7 | |
| | | | Total | | | | | | | 2 | | | 1 | | | | | | | | | | 3 | 5.7 | |
| (920-924) | CONSTUSION WITH INTACT SKIN SURFACE | | | | | 1 | | 1 | | | | 1 | | | | 1 | | | | | | | 4 | 3.3 | |
| | | Q | M | | | 1 | | 1 | | | | 1 | | | | 1 | | | | | | | 4 | 3.3 | |
| | | NQ | M | | | | | 3 | | 1 | | 2 | | | | 1 | | | | | | | 7 | 5.1 | |
| | | | Total | | | 1 | | 4 | | 1 | | 3 | | | | 1 | 1 | | | | | | 11 | 4.4 | |
| (925-929) | CRUSHING INJURY | | | | | | | 5 | 3 | 8 | 3 | 4 | 2 | 1 | | | | | | | | | 26 | 7.7 | |
| | | NQ | M | | | | | 5 | 3 | 8 | 3 | 4 | 2 | 1 | | | | | | | | | 26 | 7.7 | |
| | | | Total | | | | | 5 | 3 | 8 | 3 | 4 | 2 | 1 | | | | | | | | | 26 | 7.7 | |
| (930-939) | EFFECTS OF FOREIGN BODY ENTERING THROUGH ORIFICE | | | | | | | | | | | | | | 1 | | | | | | | | 1 | 5.9 | |
| | | Q | M | | | | | | | | | | | | 1 | | | | | | | | 1 | 5.9 | |
| | | NQ | M | | 1 | | | 1 | 2 | 2 | 3 | 1 | | 2 | | | | | | | | | 12 | 1.7 | |
| | | NQ | F | | | 1 | | | | | | | | | | | | | | | | | 1 | 0.5 | |
| | | | Total | | 1 | 1 | | 1 | 2 | 2 | 3 | 1 | | 2 | 1 | | | | | | | | 14 | 1.9 | |

| ICD 9 CODE | DISHCHARGE DIAGNOSIS | NA | SEX | 0-4 | 5-9 | 10-14 | 15-19 | 20-24 | 25-29 | 30-34 | 35-39 | 40-44 | 45-49 | 50-54 | 55-59 | 60-64 | 65-69 | 70-74 | 75-79 | 80-84 | 85+ | SUM | AVG LOS | NO. OF DEATHS |
|---------------------------------------|--|----|--------------|-----|-----|-------|-------|-------|-------|-------|-------|-------|-------|-------|-------|-------|-------|-------|-------|-------|-----|-----|------------|------------------|
| (958-959) | CERTAIN TRAUMATIC COMPLICATIONS & UNSPECIFIED INJUREIS | | | | | | 2 | | | | | | | | | | | | | | | 2 | 1.5 | |
| | | Q | M | | | | 2 | | | | | | | | | | | | | | | 2 | 1.5 | |
| | | NQ | M | | | | | | 1 | 1 | 2 | | | | | | | | | | | 4 | 3.9 | |
| | | | Total | | | | 2 | | 1 | 1 | 2 | | | | | | | | | | | 6 | 3.1 | |
| (960-979) | POISONING BY DRUGS ,MEDICAMENTS & BIOLOGICAL SUBST | | | | | | | | | | | | | | | | | | | | | 2 | 1.4 | |
| | | Q | F | | | 1 | | | 1 | | | | | | | | | | | | | 2 | 1.4 | |
| | | NQ | M | | | | | | 1 | 1 | | | | | | | | | | | | 2 | 5.8 | |
| | | NQ | F | | | | 1 | 1 | 2 | | | | | | | | | | | | | 4 | 2.8 | |
| | | | Total | | | 1 | 1 | 1 | 4 | 1 | | | | | | | | | | | | 8 | 3.2 | |
| (980-989) | TOXIC EFFECTS OF SUBSTANCES NONMEDICINAL AS TO SOURCE | | | | | | | | | | | | | | | | | | | | | 4 | 1.3 | |
| | | NQ | M | | | | | 1 | 1 | 1 | | 1 | | | | | | | | | | 4 | 1.3 | |
| | | NQ | F | | | | | | | 2 | | 1 | | | | | | | | | | 3 | 2.3 | |
| | | | Total | | | | | 1 | 1 | 3 | | 2 | | | | | | | | | | 7 | 1.7 | |
| (990-995) | OTH & UNSPECIFIED EFFECTS OF EXTERNAL CAUSES | | | | | | | | | | | | | | | | | | | | | 2 | 1.3 | |
| | | Q | M | | | | | 1 | | | 1 | | | | | | | | | | | 2 | 1.3 | |
| | | NQ | M | | | | 1 | 2 | 1 | 1 | 2 | | | | | | | | | | | 7 | 1.9 | |
| | | NQ | F | | | | 1 | | 1 | | | | | | | | | | | | | 2 | 2.4 | |
| | | | Total | | | | 2 | 3 | 2 | 1 | 3 | | | | | | | | | | | 11 | 1.9 | |
| (996-999) | COMPLICATIONS OF SURGICAL & MEDICAL CARE,N.E.C. | | | | | | | | | | | | | | | | | | | | | 10 | 3.2 | |
| | | Q | M | | 1 | | | 1 | | | | | | | 1 | | | 4 | 1 | | 2 | 10 | 3.2 | |
| | | Q | F | 1 | | | | | | | 1 | 1 | 1 | | | | | | 1 | 1 | | 6 | 12.9 | |
| | | NQ | M | | | 1 | 1 | 4 | 2 | 5 | 1 | 3 | 2 | | | | | | | | | 19 | 7.3 | |
| | | NQ | F | 1 | | | | | | | 3 | | | | | | | | | | | 4 | 7.8 | |
| | | | Total | 2 | 1 | 1 | 1 | 5 | 2 | 5 | 5 | 4 | 3 | 1 | | | | 4 | 2 | | 3 | 39 | 7.2 | |
| Total of Major Group (800-999) | | | | 11 | 13 | 17 | 26 | 82 | 82 | 108 | 88 | 64 | 41 | 24 | 12 | 5 | 8 | 4 | 1 | 3 | | 589 | 5.6 | 3 |
| (V01-V82) | CHAPTER XVIII:FACTORS ON STATUS & CONTACT W HEALTH SERVICE | | | | | | | | | | | | | | | | | | | | | | | |
| (V07-V09) | PERSONS WITH NEED FOR ISOLATION, OTHER POTENTIAL HEALTH HAZARDS AND PROPHYLACTIC MEASURES | | | | | | | | | | | | | | | | | | | | | 1 | 10.0 | |
| | | NQ | M | | | | | | 1 | | | | | | | | | | | | | 1 | 10.0 | |
| | | | Total | | | | | | 1 | | | | | | | | | | | | | 1 | 10.0 | |
| (V20-V29) | CIRCUMSTANCES RELATED TO REPRODUCTION & DEVELOPMENT | | | | | | | | | | | | | | | | | | | | | 3 | 2.2 | |
| | | Q | F | | | | | | | 3 | | | | | | | | | | | | 3 | 2.2 | |
| | | NQ | F | | | | | | 1 | 2 | 1 | 1 | | | | | | | | | | 5 | 2.0 | |
| | | | Total | | | | | | 1 | 5 | 1 | 1 | | | | | | | | | | 8 | 2.1 | |
| (V30-V39) | HEALTHY LIVEBORN INFANTS ACCORDING TO TYPE OF BIRTH | | | | | | | | | | | | | | | | | | | | | | | |
| | | Q | M | 87 | | | | | | | | | | | | | | | | | | 87 | 4.1 | |
| | | Q | F | 92 | | | | | | | | | | | | | | | | | | 92 | 3.3 | |
| | | NQ | M | 212 | | | | | | | | | | | | | | | | | | 212 | 3.4 | |
| | | NQ | F | 175 | | | | | | | | | | | | | | | | | | 175 | 3.0 | 1 |
| | | | Total | 566 | | | | | | | | | | | | | | | | | | 566 | 3.4 | 1 |

| ICD 9 CODE | DISHCHARGE DIAGNOSIS | NA | SEX | 0-4 | 5-9 | 10-14 | 15-19 | 20-24 | 25-29 | 30-34 | 35-39 | 40-44 | 45-49 | 50-54 | 55-59 | 60-64 | 65-69 | 70-74 | 75-79 | 80-84 | 85+ | SUM | AVG LOS | NO. OF DEATHS |
|---------------------------------------|--|----|--------------|------------|-----------|-----------|------------|------------|------------|------------|------------|------------|------------|------------|------------|-----------|-----------|-----------|-----------|-----------|-----------|-------------|------------|---------------|
| (V40-V49) | SPECIFIC PROCEDURES & AFTERCARE | | | | | | | | | | | 1 | | | | | | | | | | 1 | 1.9 | |
| | | Q | F | | | | | | | | | 1 | | | | | | | | | | 1 | 1.9 | |
| | | | Total | | | | | | | | | 1 | | | | | | | | | | 1 | 1.9 | |
| (V50-V59) | SPECIFIC PROCEDURES & AFTERCARE | | | | | | 2 | 3 | 3 | 2 | 1 | 1 | | | | | | | | | | 12 | 2.3 | |
| | | Q | M | | | | 2 | 3 | 3 | 2 | 1 | 1 | | | | | | | | | | 12 | 2.3 | |
| | | Q | F | | | | | | | | | 1 | | | | | | | 1 | | | 2 | 1.1 | |
| | | NQ | M | 1 | 1 | | | 3 | 1 | 4 | 5 | 3 | 1 | 3 | | 1 | | | 2 | | | 25 | 3.1 | |
| | | NQ | F | | | 1 | | 1 | | | | 2 | 1 | | | | | | | | | 5 | 2.2 | |
| | | | Total | 1 | 1 | 1 | 2 | 7 | 4 | 6 | 6 | 7 | 2 | 3 | | 1 | | | 2 | 1 | | 44 | 2.7 | |
| (V60-V68) | HEALTH SERVICES IN OTHER CIRCUMSTANCES | | | | | | | | | | | | | | 1 | | | | | | | 1 | 1.2 | |
| | | Q | F | | | | | | | | | | | | 1 | | | | | | | 1 | 1.2 | |
| | | NQ | M | | | | | | 1 | | | | | | | | | | | | | 1 | 0.6 | |
| | | | Total | | | | | | 1 | | | | | | 1 | | | | | | | 2 | 0.9 | |
| (V70-V82) | W/O REPORTED DIAGN. ENCOUNTERED DURING EXAM. & INVESTIGATION OF INDIVIDUALS & POPULATION | | | | 1 | | | | | | | | | | | | | | | | | 1 | 3.8 | |
| | | Q | M | | 1 | | | | | | | | | | | | | | | | | 1 | 3.8 | |
| | | NQ | M | | | | | | 1 | | | 1 | | 1 | | | | | | | | 3 | 1.3 | |
| | | NQ | F | | | | | | 1 | | | | | | | | | | | | | 1 | 3.0 | |
| | | | Total | | 1 | | | | 2 | | | 1 | | 1 | | | | | | | | 5 | 2.2 | |
| Total of Major Group (V01-V82) | | | | 567 | 2 | 1 | 2 | 7 | 9 | 11 | 8 | 9 | 2 | 5 | | 1 | | | 2 | 1 | | 627 | 3.3 | 1 |
| Grand Total | | Q | M | 197 | 26 | 21 | 43 | 50 | 38 | 27 | 21 | 17 | 14 | 17 | 17 | 7 | 29 | 19 | 12 | 13 | 10 | 578 | 6.2 | 4 |
| | | Q | F | 162 | 15 | 13 | 13 | 114 | 141 | 158 | 121 | 61 | 30 | 28 | 18 | 18 | 27 | 11 | 23 | 15 | 2 | 970 | 4.9 | 9 |
| | | NQ | M | 300 | 26 | 12 | 49 | 396 | 523 | 453 | 398 | 334 | 289 | 244 | 146 | 53 | 24 | 21 | 5 | 2 | 4 | 3279 | 4.6 | 12 |
| | | NQ | F | 233 | 18 | 9 | 42 | 149 | 232 | 201 | 158 | 51 | 45 | 29 | 11 | 7 | 12 | 4 | 2 | | 4 | 1207 | 3.5 | 3 |
| | | | | 892 | 85 | 55 | 147 | 709 | 934 | 839 | 698 | 463 | 378 | 318 | 192 | 85 | 92 | 55 | 42 | 30 | 20 | 6034 | 4.5 | 28 |

INPATIENTS WITH SURGICAL PROCEDURES DISCHARGED FROM AL KHOR HOSPITAL DURING THE YEAR 2008

TABLE :93

| ICD 9 CODE | DISCHARGE DIAGNOSIS | NA | SEX | 0-4 | 5-9 | 10-14 | 15-19 | 20-24 | 25-29 | 30-34 | 35-39 | 40-44 | 45-49 | 50-54 | 55-59 | 60-64 | 65-69 | 70-74 | 75-79 | 80-84 | 85+ | SUM | AVG LOS | NO. OF DEATHS | |
|----------------|--|----|-----|-----------|-----------|----------|-----------|-----------|-----------|-----------|----------|----------|----------|----------|----------|----------|----------|----------|----------|-------|----------|------------|-------------|------------------|--|
| | | | | | | | | | | | | | | | | | | | | | | | | | |
| (01-05) | OPERATIONS ON THE NERVOUS SYSTEM | | | | | | | | | | | | | | | | | | | | | | | | |
| | Q | | M | 4 | | | 1 | | | | | | | | | | | | | | | 5 | 5.2 | | |
| | Q | | F | 2 | 1 | | | | | | | | | | | | | | | | | 3 | 3.7 | | |
| | NQ | | M | 2 | | | 1 | 4 | 4 | 2 | 6 | 1 | | 1 | | | | | | | | 21 | 9.8 | | |
| | NQ | | F | 2 | | | | | | | | | 1 | | | | | | | | | 3 | 3.2 | | |
| | Total of Major Group (01-05) | | | 10 | 1 | | 2 | 4 | 4 | 2 | 6 | 1 | 1 | 1 | | | | | | | | 32 | 7.9 | | |
| (06-07) | OPERATIONS ON THE ENDOCRINE SYSTEM | | | | | | | | | | | | | | | | | | | | | | | | |
| | NQ | | M | | | | | | 1 | 1 | 3 | | | | | | | | | | | 5 | 4.9 | | |
| | NQ | | F | | | | | | | 1 | 1 | 1 | | | 1 | | | | | | | 4 | 3.4 | | |
| | Total of Major Group (06-07) | | | | | | | | 1 | 2 | 4 | 1 | | | 1 | | | | | | | 9 | 4.3 | | |
| (08-16) | OPERATIONS ON THE EYE | | | | | | | | | | | | | | | | | | | | | | | | |
| | Q | | M | | | | | | | | | | 1 | | | | | | | | | 1 | 2.8 | | |
| | Q | | F | | | | | | | | | 1 | | 1 | 2 | | | | | | | 4 | 4.1 | | |
| | NQ | | M | | | | | 5 | 5 | 2 | 1 | 4 | | 2 | | | | | | | | 19 | 2.4 | | |
| | Total of Major Group (08-16) | | | | | | | 5 | 5 | 2 | 1 | 5 | 1 | 3 | 2 | | | | | | | 24 | 2.7 | | |
| (18-20) | OPERATIONS ON THE EAR | | | | | | | | | | | | | | | | | | | | | | | | |
| | NQ | | M | | 1 | | 1 | | 9 | 3 | 1 | | 1 | | | | | | | | | 16 | 2.0 | | |
| | NQ | | F | | | | | | | | 1 | | | | | | | | | | | 1 | 2.9 | | |
| | Total of Major Group (18-20) | | | | 1 | | 1 | | 9 | 3 | 2 | | 1 | | | | | | | | | 17 | 2.0 | | |
| (21-29) | OPERATIONS ON THE NOSE, MOUTH & PHARYNX | | | | | | | | | | | | | | | | | | | | | | | | |
| | Q | | M | 11 | 4 | 3 | 3 | 8 | 2 | 1 | | | | | | | | | | | | 32 | 2.2 | | |
| | Q | | F | 3 | 5 | 4 | 1 | 3 | 1 | 3 | | | | | | | | | | | 1 | 21 | 2.5 | | |
| | NQ | | M | 18 | 17 | 2 | 4 | 14 | 14 | 9 | 5 | 4 | 4 | 4 | | 1 | | | | | | 96 | 3.0 | | |
| | NQ | | F | 12 | 11 | | 5 | 2 | 3 | | | | 1 | | | | | | | | | 34 | 2.4 | | |
| | Total of Major Group (21-29) | | | 44 | 37 | 9 | 13 | 27 | 20 | 13 | 5 | 4 | 5 | 4 | | 1 | | | | | 1 | 183 | 2.7 | | |
| (30-34) | OPERATIONS ON THE RESPIRATORY SYSTEM | | | | | | | | | | | | | | | | | | | | | | | | |
| | Q | | M | | | | | | | | | 1 | | | | | | | | | 1 | 2 | 348.3 | 1 | |
| | Q | | F | | | | | | | | | | | 1 | | | | 1 | | | | 2 | 411.7 | 2 | |
| | NQ | | M | | | | 1 | 11 | 6 | 13 | 7 | 2 | 2 | 3 | 1 | | | 1 | | | | 47 | 16.8 | 1 | |
| | NQ | | F | | | | 1 | | | | | | | | | | | | | | | 1 | 7.8 | | |
| | Total of Major Group (30-34) | | | | | | 1 | 12 | 6 | 13 | 7 | 3 | 2 | 3 | 2 | | | 2 | 1 | | | 52 | 44.6 | 4 | |
| (35-39) | OPERATIONS ON THE CARDIO VASCULAR SYSTEM | | | | | | | | | | | | | | | | | | | | | | | | |
| | Q | | M | | | | | | | | | | | | | | 1 | | | | | 1 | 2.8 | | |
| | NQ | | M | | | | | | 2 | 4 | 2 | 1 | | | | 1 | | | | | | 10 | 2.6 | 1 | |
| | NQ | | F | | | | | | | | | | | | | | | | | | 1 | 1 | 7.0 | | |
| | Total of Major Group (35-39) | | | | | | | | 2 | 4 | 2 | 1 | | | | 1 | 1 | | | | 1 | 12 | 3.0 | 1 | |

| ICD 9 CODE | DISHCHARGE DIAGNOSIS | NA | SEX | 0-4 | 5-9 | 10-14 | 15-19 | 20-24 | 25-29 | 30-34 | 35-39 | 40-44 | 45-49 | 50-54 | 55-59 | 60-64 | 65-69 | 70-74 | 75-79 | 80-84 | 85+ | SUM | AVG LOS | NO. OF DEATHS | |
|---|------------------------------|----|-----|-----|-----|-------|-------|-------|-------|-------|-------|-------|-------|-------|-------|-------|-------|-------|-------|-------|-----|-----|---------|---------------|---|
| (40-41) OPERATIONS ON THE HEMIC & LYMPHATIC SYSTEM | | | | | | | | | 1 | | 1 | | | | | | | | | | | 2 | 2.5 | | |
| | Q | F | | | | | | | 3 | 1 | 3 | 1 | 2 | 2 | | | | | | | | 12 | 11.1 | 1 | |
| | NQ | M | | | | | | | 1 | | | 1 | | | | | | | 1 | | | 3 | 3.6 | | |
| | NQ | F | | | | | | | 1 | | | 1 | | | | | | | | | | 3 | 3.6 | | |
| | Total of Major Group (40-41) | | | | | | | | 5 | 1 | 3 | 3 | 2 | 2 | | | | | 1 | | | 17 | 8.8 | 1 | |
| (42-54) OPERATIONS ON THE DIGESTIVE SYSTEM | | | | | | | 6 | 6 | 14 | 8 | 5 | 2 | 2 | 2 | 2 | 1 | 3 | 1 | 2 | 1 | 1 | 56 | 3.1 | | |
| | Q | M | | | | 2 | 3 | 9 | 20 | 14 | 18 | 13 | 9 | 6 | 4 | 3 | 1 | | 1 | | | 103 | 3.1 | | |
| | Q | F | | | | | | | | | | | | | | | | | | | | | | | |
| | NQ | M | | | | | 12 | 128 | 148 | 126 | 93 | 58 | 56 | 35 | 11 | 12 | 1 | 1 | 1 | | | 682 | 3.9 | | |
| | NQ | F | | | | | 2 | 5 | 16 | 12 | 10 | 7 | 13 | 3 | 4 | 2 | | | | | | 75 | 3.6 | | |
| | Total of Major Group (42-54) | | | | | 2 | 23 | 148 | 198 | 160 | 126 | 80 | 80 | 46 | 21 | 18 | 5 | 2 | 5 | 1 | 1 | 916 | 3.8 | | |
| (55-59) OPERATIONS ON THE URINARY SYSTEM | | | | | | | | | | 2 | 2 | | 1 | | 1 | | 3 | 1 | 1 | | | 11 | 3.9 | | |
| | Q | M | | | | | | | | | | | | | | | | | | | | | | | |
| | Q | F | | | | | | | | | | | 1 | | | | | 1 | | | | 2 | 1.6 | | |
| | NQ | M | | | | | 3 | 24 | 23 | 22 | 19 | 13 | 19 | 13 | 4 | 3 | | | 1 | | | 144 | 4.3 | | |
| | NQ | F | | | | | | | | | 1 | 1 | 1 | 2 | | | | | | | | 5 | 3.4 | | |
| | Total of Major Group (55-59) | | | | | | 3 | 24 | 25 | 25 | 20 | 16 | 21 | 14 | 4 | 6 | 2 | 2 | | | | 162 | 4.2 | | |
| (60-64) OPERATIONS ON THE MALE GENITAL ORGANS | | | | 63 | | 2 | 4 | 1 | 3 | 1 | 1 | | | | | | 2 | | 1 | | 1 | 79 | 3.5 | | |
| | Q | M | | | | | | | | | | | | | | | | | | | | | | | |
| | NQ | M | | | | | 8 | 10 | 8 | 8 | 3 | 4 | 1 | 12 | 4 | 1 | 2 | | | | | 207 | 3.4 | | |
| | Total of Major Group (60-64) | | | | | | 3 | 4 | 9 | 13 | 9 | 9 | 3 | 4 | 1 | 12 | 4 | 3 | 2 | 1 | | 1 | 286 | 3.4 | |
| (65-71) OPERATIONS ON THE FEMALE GENITAL ORGANS | | | | | | | 2 | 12 | 9 | 4 | 5 | 1 | 1 | | | | | | | | | | 34 | 2.8 | |
| | Q | F | | | | | | | | | | | | | | | | | | | | | | | |
| | NQ | F | | | | 1 | 2 | 7 | 10 | 11 | 10 | 9 | 4 | 2 | 2 | | | | | | | 58 | 2.5 | | |
| | Total of Major Group (65-71) | | | | | 1 | 2 | 9 | 22 | 20 | 14 | 14 | 5 | 3 | 2 | | | | | | | | 92 | 2.6 | |
| (72-75) OBSTETRICAL PROCEDURES | | | | | | | 2 | 34 | 37 | 39 | 25 | 5 | | | | | | | | | | | 142 | 4.2 | |
| | Q | F | | | | | | | | | | | | | | | | | | | | | | | |
| | NQ | F | | | | 1 | 10 | 71 | 104 | 90 | 50 | 8 | 2 | | | | | | | | | 336 | 3.8 | 1 | |
| | Total of Major Group (72-75) | | | | | 1 | 12 | 105 | 141 | 129 | 75 | 13 | 2 | | | | | | | | | | 478 | 3.9 | 1 |
| (76-84) OPERATIONS ON THE MUSCULOSKELETAL SYSTEM | | | | 1 | 7 | 4 | 8 | 11 | 4 | 5 | 4 | | | 1 | | | | | | | | 1 | 46 | 4.7 | |
| | Q | M | | | | | | | | | | | | | | | | | | | | | | | |
| | Q | F | | | | 1 | 1 | | | | 2 | 1 | | 1 | 2 | 2 | 3 | 3 | | | | 17 | 9.4 | 1 | |
| | NQ | M | | | | | | | | | | | | | | | | | | | | | | | |
| | NQ | F | | | | 5 | 3 | 4 | 15 | 54 | 66 | 85 | 68 | 49 | 37 | 20 | 14 | 6 | 3 | 3 | | 432 | 6.1 | | |
| | NQ | F | | | | | | 3 | 1 | 4 | 7 | 2 | 8 | 10 | | | 1 | 3 | | | | 42 | 5.9 | | |
| | Total of Major Group (76-84) | | | | | 6 | 11 | 12 | 23 | 69 | 71 | 94 | 81 | 52 | 45 | 32 | 16 | 9 | 9 | 6 | | 1 | 537 | 6.1 | 1 |

| ICD 9 CODE | DISCHARGE DIAGNOSIS | NA | SEX | 0-4 | 5-9 | 10-14 | 15-19 | 20-24 | 25-29 | 30-34 | 35-39 | 40-44 | 45-49 | 50-54 | 55-59 | 60-64 | 65-69 | 70-74 | 75-79 | 80-84 | 85+ | SUM | AVG LOS | NO. OF DEATHS | |
|----------------|---|----|-----|------------|-----------|-----------|------------|------------|------------|------------|------------|------------|------------|------------|-----------|-----------|-----------|-----------|-----------|----------|----------|-------------|------------|------------------|----------|
| (85-86) | OPERATIONS ON THE INTEGUMENTARY SYSTEM | | | | | | | | | | | | | | | | | | | | | | | | |
| | Q | M | | 1 | | 1 | 2 | 9 | 7 | 2 | | 1 | 3 | | | | | | 3 | | | | 29 | 3.8 | |
| | Q | F | | 1 | | | 3 | 3 | 6 | 12 | 18 | 14 | 7 | | | 1 | | | | | | | 65 | 4.6 | |
| | NQ | M | | | | | 4 | 28 | 33 | 22 | 26 | 15 | 14 | 7 | 2 | 1 | | | | | 1 | | 153 | 4.3 | |
| | NQ | F | | | | | | 3 | 3 | 2 | 11 | 6 | 6 | 2 | 2 | 1 | | | | | | | 36 | 5.8 | |
| | Total of Major Group (85-86) | | | 2 | | 1 | 9 | 43 | 49 | 38 | 55 | 36 | 30 | 9 | 4 | 3 | | 3 | | 1 | | 283 | 4.5 | | |
| (87-99) | MISCELLANEOUS DIAGNOSTIC & THERAPEUTIC PROC. | | | | | | | | | | | | | | | | | | | | | | | | |
| | Q | M | | 3 | | 1 | 10 | | 1 | 2 | 3 | 2 | 1 | | 1 | | | | | 1 | | | 25 | 2.1 | 1 |
| | Q | F | | 7 | | | 1 | 8 | 3 | 1 | 3 | 2 | 1 | | 1 | 2 | 1 | | 1 | | | | 31 | 5.2 | 2 |
| | NQ | M | | 7 | 1 | | | 4 | 7 | 10 | 12 | 19 | 24 | 16 | 9 | 3 | | | 1 | | | | 113 | 7.5 | 3 |
| | NQ | F | | 12 | | | | | 7 | 1 | 4 | 3 | 2 | 1 | | | | | | | | 1 | 31 | 4.3 | |
| | Total of Major Group (87-99) | | | 29 | 1 | 1 | 11 | 12 | 18 | 14 | 22 | 26 | 28 | 17 | 11 | 5 | 1 | 1 | 1 | 1 | 1 | 1 | 200 | 6.0 | 6 |
| | Grand Total | | | 299 | 51 | 30 | 101 | 446 | 586 | 527 | 439 | 263 | 223 | 142 | 85 | 45 | 25 | 18 | 11 | 4 | 5 | 3300 | 5.0 | 14 | |

الإحصاءات الحيوية والطب الوقائي

Vital Health Statistics & Preventive Medicine

Chapter

6

الباب الرابع



حالات الأمراض المعدية المبلغ عنها لإدارة الصحة الوقائية حسب الجنسية

(خلال عام ٢٠٠٨)

INFECTIOUS DISEASES REPORTED TO THE PREVENTIVE HEALTH DEPARTMENT
BY NATIONALITY (DURING THE YEAR 2008)

Table No.(94)

جدول رقم (٩٤)

| INFECTIOUS DISEASE | المجموع TOTAL | الجنسية | | الامراض المعدية |
|--------------------------------|------------------|------------------------|----------------|---------------------------------------|
| | | غير قطري Non.Qatari | قطري Qatari | |
| 1) Chicken Pox | 5659 | 4325 | 1334 | (١) الجدري |
| 2) Viral Hepatitis (A) | 220 | 189 | 31 | (٢) التهاب الكبد الفيروسي (أ) |
| 3) Viral Hepatitis (B) | 563 | 484 | 79 | (٣) التهاب الكبد الفيروسي (ب) |
| 4) Viral Hepatitis (C) | 797 | 672 | 125 | (٤) التهاب الكبد الفيروسي (ج) |
| 5) Viral Hepatitis (E) | 49 | 46 | 3 | (٥) التهاب الكبد (ي) |
| 6) Hepatitis unspecified | 156 | 140 | 16 | (٦) التهاب كبدي فيروسي غير محدد |
| 7) Acute Respiratory Infection | 300 | 203 | 97 | (٧) العدوى الحادة في الجهاز التنفسي |
| 8) STD Hepres Zoster | 312 | 260 | 52 | (٨) هربس زوستر (مرض جلدي معدى) |
| 9) STD Herpes Simplex | 47 | 29 | 18 | (٩) عدوى بالفيروس الجلدي |
| 10) STD Gonorrhoea | 27 | 15 | 12 | (١٠) السيلان (غونورا) |
| 11) STD Herpes Genitals | 14 | 6 | 8 | (١١) هربس تناسلي |
| 12) STD Syphilis | 23 | 15 | 8 | (١٢) الزهري (السفلس) |
| 13) STD unspecified | 19 | 8 | 11 | (١٣) مرض غير محدد ينتقل عن طريق الجنس |
| 14) N. Diarrhoea | 456 | 203 | 253 | (١٤) أمراض الاسهال المعدية |
| 15) Respiratory T.B | 306 | 292 | 14 | (١٥) التدرن الرئوي |
| 16) Non-Respiratory T.B | 260 | 250 | 10 | (١٦) درن غير رئوي |
| 17) Food Poisoning | 289 | 248 | 41 | (١٧) التسمم الغذائي |
| 18) Scabies | 271 | 253 | 18 | (١٨) الجرب |
| 19) Parasitic E.Histolitica | 194 | 112 | 82 | (١٩) الطفيليات الاميبية الهستوليتيكا |
| 20) Parasitic Malaria | 216 | 211 | 5 | (٢٠) الحمى (البرداء) |
| 21) Parasitic Gardia Lam. | 23 | 17 | 6 | (٢١) الطفيليات الجياردية المعوية |
| 22) Parasitic Ascaris | 4 | 2 | 2 | (٢٢) الحمى المبقعة |
| 23) Parasitic Bilhariasias | 1 | 1 | - | (٢٣) طفيليات البلهارسيا |

Table No. (94)contd....

تابع جدول رقم (٩٤)

| INFECTIOUS DISEASE | المجموع TOTAL | الجنسية | | الامراض المعدية |
|---|------------------|------------------------|----------------|---|
| | | غير قطري Non.Qatari | قطري Qatari | |
| 24) Parasitic Enterobeus | 2 | 2 | - | ٢٤ الطفيليات الاميبية اينتروبيوس |
| 25) Parasitic unspecified | 72 | 55 | 17 | ٢٥ الطفيليات الغير محدد |
| 26) Mumps | 295 | 227 | 68 | ٢٦ النكاف/التهاب الغدة النكافية الوبائي |
| 27) Salmonella | 221 | 139 | 82 | ٢٧ السالمونيلا |
| 28) Rubella | 174 | 174 | - | ٢٨ الحصبة الألمانية |
| 29) Meningitis (Bacteria & other types) | 123 | 77 | 46 | ٢٩ التهاب سحايا (بكتيريا وانواع اخرى) |
| 30) Influenza | 121 | 103 | 18 | ٣٠ انفلونزا |
| 31) Typhoid & Para Typhoid | 118 | 108 | 10 | ٣١ حمى التيفونيد والبارا تيفونيد |
| 32) Measles | 101 | 85 | 16 | ٣٢ الحصبة |
| 33) Rota Virus | 99 | 54 | 45 | ٣٣ فيروس روتا |
| 34) MRSA/Carries | 97 | 68 | 29 | ٣٤ البكتيريا العنقودية المقاومة |
| 35) Genital Wartz | 89 | 51 | 38 | ٣٥ تواليل تناسلية |
| 36) Leprosy | 60 | 59 | 1 | ٣٦ الجذام |
| 37) Shigellois | 48 | 34 | 14 | ٣٧ الشجيلا |
| 38) Whooping Cough | 28 | 12 | 16 | ٣٨ السعال الديكي |
| 39) Brucellosis | 22 | 14 | 8 | ٣٩ الحمى المالطية |
| 40) Scarlet Fever | 19 | 14 | 5 | ٤٠ الحمى القرمزية |
| 41) Acute Flacid Paralysis | 8 | 5 | 3 | ٤١ الشلل الرخو الحاد |
| 42) Leshmeniasis | 8 | 7 | 1 | ٤٢ داء الليشمانيات |
| 43) AIDS/HIV | 6 | 5 | 1 | ٤٣ الايدز |
| 44) Impetigo | 6 | 4 | 2 | ٤٤ الحصف |
| 45) Encephalitis | 5 | 2 | 3 | ٤٥ التهاب الدماغ |
| 46) Taenia | 2 | 2 | 0 | ٤٦ داء الشريطيات |
| 47) Others | 349 | 193 | 156 | ٤٧ امراض اخرى |
| TOTAL | 12279 | 9475 | 2804 | المجموع |

حالات الأمراض المعدية المبلغ عنها لإدارة الصحة الوقائية حسب الجنسية

(خلال عام ٢٠٠٨)

INFECTIOUS DISEASES REPORTED TO THE PREVENTIVE HEALTH DEPARTMENT
BY SEX (DURING THE YEAR 2008)

Table No.(95)

جدول رقم (٩٥)

| INFECTIOUS DISEASE | المجموع TOTAL | الجنس Sex | | الامراض المعدية |
|--------------------------------|------------------|----------------|--------------|--------------------------------------|
| | | اناث Female | ذكور Male | |
| 1) Chicken Pox | 5659 | 1677 | 3982 | ١) الجدري |
| 2) Viral Hepatitis (A) | 220 | 123 | 97 | ٢) التهاب الكبد الفيروسي (أ) |
| 3) Viral Hepatitis (B) | 563 | 188 | 375 | ٣) التهاب الكبد الفيروسي (ب) |
| 4) Viral Hepatitis (C) | 797 | 197 | 600 | ٤) التهاب الكبد الفيروسي (ج) |
| 5) Hepatitis E | 49 | 8 | 41 | ٥) التهاب الكبد (ي) |
| 6) Hepatitis unspecified | 156 | 61 | 95 | ٦) التهاب كبدى فيروسي غير محدد |
| 7) Acute Respiratory Infection | 300 | 88 | 212 | ٧) العدوى الحادة في الجهاز التنفسي |
| 8) STD Hepres Zoster | 312 | 57 | 255 | ٨) هربس زوستر (مرض جلدى معدى) |
| 9) STD Herpes Simplex | 47 | 29 | 18 | ٩) عدوى بالفيروس الجلدى |
| 10) STD Gonorrhoea | 27 | 1 | 26 | ١٠) السيلان (غونورا) |
| 11) STD Herpes Genitals | 14 | 6 | 8 | ١١) هربس تناسلي |
| 12) STD Syphillis | 23 | 6 | 17 | ١٢) الزهرى (السفلس) |
| 13) STD unspecified | 19 | 3 | 16 | ١٣) مرض غير محدد ينتقل عن طريق الجنس |
| 14) N. Diarrhoea | 456 | 374 | 82 | ١٤) أمراض الاسهال المعدية |
| 15) Respiratory T.B | 306 | 52 | 254 | ١٥) التدرن الرئوي |
| 16) Non-Respiratory T.B | 260 | 44 | 216 | ١٦) درن غير رئوي |
| 17) Food Poisoning | 289 | 61 | 228 | ١٧) التسمم الغذائى |
| 18) Scabies | 271 | 89 | 182 | ١٨) الجرب |
| 19) Parasitic E.Histolitica | 194 | 46 | 148 | ١٩) الطفيليات الاميبية الهستوليتيكا |
| 20) Parasitic Malaria | 216 | 22 | 194 | ٢٠) الحمية (البرداء) |
| 21) Parasitic Gardia Lam. | 23 | 13 | 10 | ٢١) الطفيليات الجياردية المعوية |
| 22) Parasitic Ascaris | 4 | - | 4 | ٢١) الحمى المبقعة |
| 23) Parasitic Bilhariasias | 1 | - | 1 | ٢٣) طفيليات البلهارسيا |

Table No. (95)contd....

تابع جدول رقم (٩٥)

| INFECTIOUS DISEASE | المجموع TOTAL | الجنس Sex | | الامراض المعدية |
|---|------------------|----------------|--------------|---|
| | | اناث Female | ذكور Male | |
| 24) Parasitic Enterobeus | 2 | - | 2 | (٢٤) الطفيليات الاميبية اينتروبيوس |
| 25) Parasitic unspecified | 72 | 16 | 56 | (٢٥) الطفيليات الغير محدد |
| 26) Mumps | 295 | 94 | 201 | (٢٦) النكاف/التهاب الغدة النكافية الوبائي |
| 27) Salmonella | 221 | 97 | 124 | (٢٧) السالمونيلا |
| 28) Rubella | 174 | 5 | 169 | (٢٨) الحصبة الألمانية |
| 29) Meningitis (Bacteria & other types) | 123 | 46 | 77 | (٢٩) التهاب سحايا (بكتيريا وانواع اخرى) |
| 30) Influenza | 121 | 24 | 97 | (٣٠) انفلونزا |
| 31) Typhoid & Para Typhoid | 118 | 21 | 97 | (٣١) حمى التيفويد والبارا تيفويد |
| 32) Measles | 101 | 33 | 68 | (٣٢) الحصبة |
| 33) Rota Virus | 99 | 41 | 58 | (٣٣) فيروس روتا |
| 34) MRSA/Carries | 97 | 46 | 51 | (٣٤) البكتيريا العنقودية المقاومة |
| 35) Genital Wartz | 89 | 35 | 54 | (٣٥) تواليل تناسلية |
| 36) Leprosy | 60 | 2 | 58 | (٣٦) الجذام |
| 37) Shigellois | 48 | 23 | 25 | (٣٧) الشجيلة |
| 38) Whooping Cough | 28 | 10 | 18 | (٣٨) السعال الديكي |
| 39) Brucellosis | 22 | 7 | 15 | (٣٩) الحمى المالطية |
| 40) Scarlet Fever | 19 | 5 | 14 | (٤٠) الحمى القرمزية |
| 41) Acute Flacid Paralysis | 8 | 1 | 7 | (٤١) الشلل الرخو الحاد |
| 42) Leshsmeiasis | 8 | 2 | 6 | (٤٢) داء الليشمانيات |
| 43) AIDS/HIV | 6 | 1 | 5 | (٤٣) الايدز |
| 44) Impetigo | 6 | - | 6 | (٤٤) الحصف |
| 45) Encephalitis | 5 | - | 5 | (٤٥) التهاب الدماغ |
| 46) Taenia | 2 | 1 | 1 | (٤٦) داء الشريطيات |
| 47) Others | 349 | 128 | 221 | (٤٧) امراض أخرى |
| TOTAL | 12279 | 3783 | 8496 | المجموع |

حالات الأمراض المعدية المبلغ عنها لإدارة الصحة الوقائية حسب فئة العمر (خلال عام ٢٠٠٨م)

INFECTIOUS DISEASES REPORTED TO THE PREVENTIVE HEALTH DEPARTMENT

BY AGE GROUP (DURING THE YEAR 2008)

Table No.(96)

(جدول رقم ٩٦)

| INFECTIOUS DISEASE | المجموع TOTAL | فئة العمر AGE GROUP | | | | | | الامراض المعدية |
|--------------------------------|------------------|------------------------|---------|---------|---------|--------|---------|--------------------------------------|
| | | 45+ | (35-44) | (25-34) | (15-24) | (5-14) | (0 - 4) | |
| 1) Chicken Pox | 5659 | 105 | 736 | 1099 | 742 | 2067 | 910 | ١) الجدري |
| 2) Viral Hepatitis (A) | 220 | 6 | 7 | 18 | 35 | 94 | 60 | ٢) التهاب الكبد الفيروسي (أ) |
| 3) Viral Hepatitis (B) | 563 | 142 | 129 | 183 | 101 | 3 | 5 | ٣) التهاب الكبد الفيروسي (ب) |
| 4) Viral Hepatitis (C) | 797 | 434 | 209 | 111 | 39 | - | 4 | ٤) التهاب الكبد الفيروسي (ج) |
| 5) Hepatitis E | 49 | 2 | 11 | 17 | 19 | - | - | ٥) التهاب الكبد (هـ) |
| 6) Hepatitis unspecified | 156 | 16 | 11 | 27 | 21 | 57 | 24 | ٦) التهاب كبدي فيروسي غير محدد |
| 7) Acute Respiratory Infection | 300 | 32 | 43 | 77 | 14 | 17 | 117 | ٧) العدوى الحادة في الجهاز التنفسي |
| 8) STD Herpes Zoster | 312 | 105 | 58 | 79 | 40 | 19 | 11 | ٨) هربس زوستر (مرض جلدي معدى) |
| 9) STD Herpes Simplex | 47 | 2 | 13 | 14 | 7 | 4 | 7 | ٩) عدوى بالفيروس الجلدي |
| 10) STD Gonorrhoea | 27 | 3 | - | 11 | 11 | 1 | 1 | ١٠) السيلان (غونورا) |
| 11) STD Herpes Genitals | 14 | 2 | 2 | 5 | 5 | - | - | ١١) هربس تناسلي |
| 12) STD Syphilis | 23 | 5 | 3 | 10 | 1 | 1 | 3 | ١٢) الزهري (السفلس) |
| 13) STD unspecified | 19 | 8 | 3 | 4 | 4 | - | - | ١٣) مرض غير محدد ينتقل عن طريق الجنس |
| 14) N. Diarrhoea | 456 | 20 | 57 | 199 | 108 | 11 | 61 | ١٤) أمراض الاسهال المعدية |
| 15) Respiratory T.B | 306 | 49 | 45 | 124 | 84 | 2 | 2 | ١٥) التدرن الرئوي |
| 16) Non-Respiratory T.B | 260 | 20 | 48 | 118 | 67 | 5 | 2 | ١٦) درن غير رئوي |

| INFECTIOUS DISEASE | المجموع TOTAL | AGE GROUP | | | | | | الأمراض المعدية |
|---|------------------|-----------|---------|---------|---------|--------|---------|--|
| | | 45+ | (35-44) | (25-34) | (15-24) | (5-14) | (0 - 4) | |
| 17) Food Poisoning | 289 | 26 | 46 | 114 | 49 | 30 | 24 | ١٧) التسمم الغذائي |
| 18) Scabies | 271 | 39 | 41 | 52 | 36 | 52 | 51 | ١٨) الجرب |
| 19) Parasitic Malaria | 216 | 15 | 24 | 86 | 46 | 19 | 26 | ١٩) الحمية (البرداء) |
| 20) Parasitic E.Histolitica | 194 | 20 | 22 | 42 | 22 | 35 | 53 | ٢٠) الطفيليات الاميبية الهستوليكيا |
| 21) Parasitic Gardia Lam. | 23 | 3 | 7 | 8 | 2 | 3 | - | ٢١) الطفيليات الجياردية المعوية |
| 22) Parasitic Ascaris | 4 | 2 | - | 1 | - | - | 1 | ٢٢) الحمى المبقعة |
| 23) Parasitic E.Enterobeus | 2 | - | - | 1 | - | 1 | - | ٢٣) الطفيليات الاميبية اينتروبيوس |
| 24) Parasitic Bilhariosis | 1 | - | - | 1 | - | - | - | ٢٤) طفيليات البلهارسيا |
| 25) Parasitic unspecified | 72 | 8 | 8 | 20 | 8 | 8 | 20 | ٢٥) الطفيليات الغير محددة |
| 26) Mumps | 295 | 7 | 9 | 45 | 18 | 132 | 84 | ٢٦) النكاف/التهاب الغدة النكافية الوبائي |
| 27) Salmonella | 221 | 20 | 17 | 36 | 10 | 29 | 109 | ٢٧) السالمونيلا |
| 28) Rubella | 174 | 1 | 19 | 114 | 34 | 2 | 4 | ٢٨) الحصبة الألمانية |
| 29) Meningitis (Bacteria & other types) | 123 | 11 | 4 | 21 | 11 | 21 | 55 | ٢٩) التهاب سحايا (بكتيريا وانواع اخرى) |
| 30) Influenza | 121 | 14 | 16 | 36 | 10 | 1 | 44 | ٣٠) انفلونزا |
| 31) Typhoid & Para Typhoid | 118 | 5 | 11 | 32 | 21 | 23 | 26 | ٣١) حمى التيفويد والبارا تيفويد |
| 32) Measles | 101 | 1 | 4 | 32 | 11 | 19 | 34 | ٣٢) الحصبة |

| INFECTIOUS DISEASE | المجموع TOTAL | AGE GROUP | | | | | | الأضرار المعدية |
|--------------------|------------------|-------------|-------------|-------------|-------------|-------------|-------------|----------------------------------|
| | | 45+ | (35-44) | (25-34) | (15-24) | (5-14) | (0 - 4) | |
| 33) Rota Virus | 99 | 1 | - | 5 | 1 | 10 | 82 | ٣٣) فيروس روتا |
| 34) MRSA/Carries | 97 | 30 | 8 | 25 | 2 | 10 | 22 | ٣٤) البكتيريا العنقودية المقاومة |
| 35) Genital Wartz | 89 | 8 | 25 | 35 | 19 | - | 2 | ٣٥) تواليل تناسلية |
| 36) Leprosy | 60 | 4 | 13 | 22 | 19 | - | 2 | ٣٦) الجذام |
| 37) Shigellois | 48 | 3 | 1 | 3 | 1 | 15 | 25 | ٣٧) الشجيلا |
| 38) Whooping Cough | 28 | 5 | - | - | - | 1 | 22 | ٣٨) السعال الديكي |
| 39) Brucellosis | 22 | 5 | 4 | 6 | - | 4 | 3 | ٣٩) الحمى المالطية |
| 40) Scarlet Fever | 19 | - | - | 1 | - | 12 | 6 | ٤٠) الحمى القرمزية |
| 41) AFP | 8 | - | - | - | - | 2 | 6 | ٤١) عصيات السل الرنوى |
| 42) Leshmaniasis | 8 | 1 | 2 | 2 | - | 3 | - | ٤٢) داء الليشمانيات |
| 43) AIDS/HIV | 6 | 1 | 2 | 2 | 1 | - | - | ٤٣) مرض المناعة المكتسبة |
| 44) Impetigo | 6 | 1 | 1 | - | - | 2 | 2 | ٤٤) الحصف |
| 45) Encephalitis | 5 | 2 | - | 1 | - | - | 2 | ٤٥) التهاب الدماغ |
| 46) Taenia | 2 | - | - | - | - | - | 2 | ٤٦) داء الشريطيات |
| 47) Cholera | 1 | - | - | - | 1 | - | - | ٤٧) كوليرا |
| 48) Others | 348 | 26 | 33 | 51 | 30 | 76 | 132 | ٤٨) أمراض أخرى |
| TOTAL | 12279 | 1210 | 1692 | 2890 | 1650 | 2791 | 2046 | المجموع |

حالات الأمراض المعدية المبلغ عنها لإدارة الصحة الوقائية

خلال الفترة (٢٠٠١ - ٢٠٠٨)

INFECTIOUS DISEASES REPORTED TO PREVENTIVE HEALTH CARE DEPARTMENT
DURING THE PERIOD (2001 - 2008)

Table No.(97)

جدول رقم (٩٧)

| INFECTIOUS DISEASE | No. of Cases | | | | | | | | عدد الحالات | الامراض المعدية |
|---------------------------------------|--------------|------|------|------|------|------|------|------|--|-----------------|
| | 2008 | 2007 | 2006 | 2005 | 2004 | 2003 | 2002 | 2001 | | |
| 1) Chicken Pox | 5659 | 3546 | 4007 | 1923 | 2221 | 2267 | 1426 | 1745 | ١) الجدري | |
| 2) Viral Hepatitis (A) | 220 | 195 | 206 | 208 | 285 | 220 | 213 | 43 | ٢) التهاب الكبد الفيروسي (أ) | |
| 3) Viral Hepatitis (B) | 563 | 456 | 496 | 531 | 559 | 549 | 579 | 135 | ٣) التهاب الكبد الفيروسي (ب) | |
| 4) Viral Hepatitis (C) | 797 | 596 | 651 | 721 | 745 | 707 | 641 | 53 | ٤) التهاب الكبد الفيروسي (ج) | |
| 5) Viral Hepatitis (E) | 49 | - | - | - | - | - | - | - | ٥) التهاب الكبد (ي) | |
| 6) Viral Hepatitis unspecified | 156 | 133 | 167 | 85 | 120 | 57 | 74 | 58 | ٦) التهاب الكبد الفيروسي (غير مصنف) | |
| 7) Acute Respiratory tract infection | 300 | 427 | 525 | 401 | 565 | 884 | 625 | 296 | ٧) العدوى الحادة في الجهاز التنفسي | |
| 8) STD Herpes Zoster | 312 | 305 | 384 | 419 | 334 | 373 | 277 | 254 | ٨) هربس زoster (مرض جلدي معدى) | |
| 9) Oth. Sexually Transmitted Diseases | 130 | 163 | 229 | 170 | 297 | 283 | 110 | 91 | ٩) الأمراض التناسلية التي تنقل عن طريق الجنس | |
| 10) Food Poisoning | 289 | 581 | 346 | 437 | 63 | 209 | 112 | 49 | ١٠) التسمم الغذائي | |
| 11) Salmonella | 221 | 238 | 254 | 174 | 89 | 162 | 109 | 81 | ١١) السالمونيلا | |
| 12) Scabies | 271 | 208 | 223 | 200 | 145 | 164 | 116 | 105 | ١٢) الجرب | |
| 13) Mumps | 295 | 223 | 185 | 140 | 94 | 96 | 80 | 69 | ١٣) النكاف/التهاب الغدة النكافية الوبائي | |
| 14) N. Diarrhoea | 456 | 1201 | 149 | 152 | 66 | 178 | 170 | 159 | ١٤) أمراض الاسهال المعدية المعوية | |
| 15) Respiratory T.B | 306 | 191 | 182 | 162 | 131 | 158 | 139 | 143 | ١٥) التدرن الرئوي | |
| 16) Non-Respiratory T.B | 260 | 208 | 157 | 163 | 141 | 117 | 139 | 141 | ١٦) تدرن غير رئوي | |

Table No. (97) contd..

| INFECTIOUS DISEASE | No. of Cases | | | | | | | | عدد الحالات | الامراض المعدية |
|--|--------------|------|------|------|------|------|------|------|--|-----------------|
| | 2008 | 2007 | 2006 | 2005 | 2004 | 2003 | 2002 | 2001 | | |
| 17) Parasitic Malaria | 216 | 195 | 198 | 168 | 72 | 93 | 138 | 114 | (١٧) الحمية (البرداء) | |
| 18) Parasitic E. Histolitica | 194 | 199 | 124 | 109 | 27 | 43 | 169 | 17 | (١٨) الطفيليات الهستوليكيا | |
| 19) Parasitic Gardia Lam | 23 | 20 | 50 | 33 | 20 | 38 | 132 | 26 | (١٩) الطفيليات الجياردية المعوية | |
| 20) Parasitic Enerobeus | 2 | 1 | 1 | - | - | 1 | 2 | - | (٢٠) الطفيليات اينتريبوس | |
| 21) Parasitic Bilhariosis | 1 | 1 | 1 | - | 1 | 1 | 1 | 2 | (٢١) طفيليات البلهارسيا | |
| 22) Parasitic Ascaris | 4 | 2 | 1 | 7 | 5 | 4 | 5 | 1 | (٢٢) الحمى المبقعة | |
| 23) Parasitic unspecified | 72 | 65 | 58 | 24 | 24 | 39 | 56 | 23 | (٢٣) الطفيليات الغير محدد | |
| 24) Rubella | 174 | 26 | 34 | 36 | 13 | 35 | 21 | 17 | (٢٤) الحصبة الألمانية | |
| 25) Meningitis (Bacterial & other types) | 123 | 111 | 111 | 88 | 62 | 57 | 20 | 12 | (٢٥) التهاب سحايا (بكتريا وأنواع أخرى) | |
| 26) Typhoid & Para Typhoid | 118 | 84 | 89 | 60 | 61 | 70 | 91 | 36 | (٢٦) حمى التيفونيد والبارا تيفونيد | |
| 27) Measles | 101 | 361 | 144 | 74 | 29 | 24 | 34 | 23 | (٢٧) الحصبة | |
| 28) Rota Virus | 99 | 21 | 53 | 48 | - | - | - | - | (٢٨) فيروس روتا | |
| 29) MRSA/Carries | 97 | 50 | 56 | 22 | 33 | 14 | 15 | 13 | (٢٩) البكتيريا العنقودية المقاومة | |
| 30) Genital Wartz | 89 | 82 | 73 | 57 | 58 | 44 | 42 | 35 | (٣٠) تواليل تناسلية | |
| 31) Leprosy | 60 | 41 | 39 | 25 | 15 | 13 | 7 | 11 | (٣١) الجذام | |
| 32) Shigellosis | 48 | 106 | 71 | 42 | 45 | 55 | 49 | 38 | (٣٢) الشججلا | |
| 33) Whooping Cough | 28 | 11 | 15 | 7 | - | 4 | 8 | 4 | (٣٣) السعال الديكي | |
| 34) Brucellosis | 22 | 41 | 35 | 26 | 32 | 11 | 17 | 20 | (٣٤) الحمى المالطية | |

Table No. (97) contd..

| INFECTIOUS DISEASE | No. of Cases | | | | | | | | عدد الحالات | الامراض المعدية |
|----------------------------|--------------|--------------|-------------|-------------|-------------|-------------|-------------|-------------|-------------|---------------------------------|
| | 2008 | 2007 | 2006 | 2005 | 2004 | 2003 | 2002 | 2001 | | |
| 35) Scarlet Fever | 19 | 16 | 8 | 17 | 29 | - | - | - | ٣٥ | الحُمى القرمزية |
| 36) Leshmaniasis | 8 | 9 | 11 | 4 | 11 | 3 | - | 3 | ٣٦ | داء الليشمانيات |
| 37) Acute Flacid Paralysis | 8 | 5 | 2 | 4 | 3 | 3 | 5 | 5 | ٣٧ | الشلل الرخو الحاد |
| 38) Aides/HIV | 6 | 9 | 9 | 14 | 11 | 8 | 18 | 4 | ٣٨ | نقص المناعة المكتسبة |
| 39) Impetigo | 6 | | - | 7 | 67 | 27 | 11 | 16 | ٣٩ | الحصف |
| 40) Encephalitis | 5 | 8 | 14 | 13 | 9 | 11 | - | - | ٤٠ | التهاب الدماغ |
| 41) Taenia | 2 | 6 | 2 | 9 | 17 | 17 | 1 | 8 | ٤١ | داء الشريطيات |
| 42) Cholera | 1 | 1 | - | 2 | 1 | 1 | 1 | - | ٤٢ | الكوليرا |
| 43) Pediculosis | - | - | - | 3 | 6 | - | 10 | 19 | ٤٣ | الإصابة بقمل الرأس |
| 44) HBV Carrier | - | - | - | - | - | - | - | 1 | ٤٤ | الحامل بفيروس الكبد الوبائي "ب" |
| 45) Other diseases | 469 | 308 | 239 | 282 | 171 | 121 | 128 | 27 | ٤٥ | أمراض أخرى |
| TOTAL* | 12279 | 10450 | 9599 | 7067 | 6677 | 7161 | 5791 | 3897 | | المجموع |

* In 2002, total number of cases were considerably high because of the active Surveillance program .

نسبة التغطية بالتطعيمات الأساسية التي أعطيت للأطفال بعمر أقل من سنة
خلال الفترة (٢٠٠١ - ٢٠٠٨ م)

COVERAGE PERCENTAGE OF BASIC IMMUNIZATION GIVEN TO INFANTS LESS THAN ONE YEAR
DURING THE PERIOD (2001 - 2008)

Table No (98)

جدول رقم (٩٨)

| TYPE OF IMMUNIZATION | نسبة التغطية السنوية | | | | | | | | نوع التطعيم | |
|---------------------------------------|----------------------|------|------|-----------------|------|------|------|-----------------|--|----------------------|
| | % COVERAGE | | | | | | | | | |
| | 2008 | 2007 | 2006 | 2005 | 2004 | 2003 | 2002 | 2001 | | |
| 1) T.B (B.C.G) (at Birth) | 98 | 96 | 100 | 100 | 100 | 100 | 100 | 99 | ١) درن (بي.سي.جي) | |
| 2) O.P.V 3 | 97 | 97 | 95 | 98 | 95 | 93 | 96 | 93 | ٢) قطرات شلل الأطفال (جرعة ثالثة) | |
| 3) D.P.T 3* | 97 | 94 | 96 | 97 | 96 | 92 | 96 | 93 | ٣) ثلاثي (جرعة ثالثة) | |
| 4) Measles/M.M.R 1 | 95 | 92 | 99 | 100 | 99 | 93 | 100 | 92 | ٤) الحصبة/ الحصبة والنكاف والحصبة الألمانية (جرعة ثالثة) | |
| 5) Hepatitis B Vaccine 3* | 97 | 94 | 96 | 97 | 97 | 93 | 98 | 93 | ٥) التهاب الكبد الفيروسي "ب" (جرعة ثالثة) | |
| 6) Haemophilus Influenzae (3rd dose*) | 97 | 94 | 96 | 97 | 96 | 92 | 96 | 92 | ٦) هييموفيلس انفلونزا (جرعة ثالثة) | |
| 7) Varicella (dose 1) | 94 | 92 | 98 | 100 | 98 | 90 | 95 | Started in 2002 | ٧) تطعيم للجديري | |
| 8) Conjugated Pneumococcal | 99 | 90 | 91 | Started in 2006 | | | | | بدأ في عام ٢٠٠٦ م | ٨) المكروبات الرئوية |

* Penta valent vaccine DPT + Hib + Hep B was introduced in the year 2005.

عدد الوفيات حسب الجنس والجنسية وسبب الوفاة (التصنيف الدولي للأمراض - المراجعة العاشرة لعام 2008م)

NUMBER OF DEATHS BY SEX, NATIONALITY AND CAUSES OF DEATH (ICD 10 MAJOR CLASSIFICATION) DURING THE YEAR 2008

Table No. (99)

جدول رقم (99)

| CAUSE OF DEATHS (MAJOR CATEGORY OF ICD 10) | عدد الوفيات NUMBER OF DEATHS | | | | | | | | | سبب الوفاة (تصنيف الدولي للأمراض الرئيسي - العاشرة) |
|---|------------------------------|----------------|--------------|---------------------|----------------|--------------|------------------|----------------|--------------|--|
| | TOTAL | | | NON QATARI غير قطري | | | QATARI قطري | | | |
| | المجموع TOTAL | اناث FEMALE | ذكور MALE | المجموع TOTAL | اناث FEMALE | ذكور MALE | المجموع TOTAL | اناث FEMALE | ذكور MALE | |
| A00-B99 Certain infectious and parasitic diseases | 31 | 10 | 21 | 18 | 4 | 14 | 13 | 6 | 7 | امراض معدية وطفيلية |
| C00-D48 Neoplasms | 175 | 63 | 112 | 95 | 28 | 67 | 80 | 35 | 45 | الاورام |
| D50-D89 Diseases of the blood and blood-forming organs & certain disorders involving the immune mechanism | 10 | 2 | 8 | 4 | - | 4 | 6 | 2 | 4 | امراض الدم واعضاء تكوين الدم واضطرابات معينة تتضمن أجهزة المناعة |
| E00-F90 Endocrine, nutritional and metabolic diseases | 101 | 39 | 62 | 40 | 12 | 28 | 61 | 27 | 34 | امراض الغدد الصماء والتغذية |
| G00-G99 Diseases of the nervous system | 32 | 9 | 23 | 19 | 4 | 15 | 13 | 5 | 8 | امراض الجهاز العصبي |
| I00-I99 Diseases of the circulatory system | 281 | 93 | 188 | 153 | 38 | 115 | 128 | 55 | 73 | امراض الجهاز الدوري |
| J00-J99 Diseases of the respiratory system | 77 | 34 | 43 | 38 | 11 | 27 | 39 | 23 | 16 | امراض الجهاز التنفسي |
| K00-K93 Diseases of the digestive system | 47 | 13 | 34 | 26 | 8 | 18 | 21 | 5 | 16 | امراض الجهاز الهضمي |
| L00-L99 Diseases of the skin and subcutaneous tissue | 7 | 3 | 4 | 2 | 2 | - | 5 | 1 | 4 | امراض الجلد والنسيج الخلوي تحت الجلد |

| CAUSE OF DEATHS (MAJOR CATEGORY OF ICD 10) | عدد الوفيات NUMBER OF DEATHS | | | | | | | | | سبب الوفاة (تصنيف الدولي للأمراض الرئيسي - العاشرة) |
|---|------------------------------|----------------|--------------|---------------------|----------------|--------------|------------------|----------------|--------------|---|
| | TOTAL | | | NON QATARI غير قطري | | | QATARI قطري | | | |
| | المجموع TOTAL | اناث FEMALE | ذكور MALE | المجموع TOTAL | اناث FEMALE | ذكور MALE | المجموع TOTAL | اناث FEMALE | ذكور MALE | |
| N00-N99 Diseases of the genitourinary system | 48 | 17 | 31 | 22 | 5 | 17 | 26 | 12 | 14 | امراض الجهاز البولي التناسلي |
| O00-O99 Pregnancy, childbirth and the puerperium | 2 | 2 | 0 | 1 | 1 | - | 1 | 1 | - | الحمل والولادة والنفاس |
| P00-P96 Certain conditions originating in perinatal period | 54 | 23 | 31 | 33 | 15 | 18 | 21 | 8 | 13 | حالات معينة تنشأ في الفترة حول الولادة |
| Q00-Q99 Congenital malformations, deformations and chromosomal abnormalities | 60 | 25 | 35 | 46 | 19 | 27 | 14 | 6 | 8 | التشوهات والعاهات والشذوذات الصبغوية (شذوذات الكروموسومات) |
| R00-R99 Symptoms, signs and abnormal clinical and laboratory findings, not elsewhere classified | 583 | 101 | 482 | 453 | 50 | 403 | 130 | 51 | 79 | الاعراض والعلامات والنتائج السريرية والمعملية التي لم تصنف في مكان اخر* |
| V01-Y98 External causes of mortality | 434 | 53 | 381 | 339 | 23 | 316 | 95 | 30 | 65 | الاسباب الخارجية للوفاة |
| TOTAL | 1942 | 487 | 1455 | 1289 | 220 | 1069 | 653 | 267 | 386 | الاجمالي |

VITAL STATISTICS DURING THE PERIOD (1999 - 2008)

الإحصاءات الحيوية خلال الفترة (١٩٩٩ - ٢٠٠٨)

(NUMBERS) (الإعداد)

جدول رقم (١٠٠)

Table No. (100)

| YEARS | | | | | | | | | | Sex | الجنس | الجنسية NATIONALITY | DESCRIPTION التفاصيل |
|---------|---------|--------|--------|--------|--------|--------|--------|--------|--------|---------------|---------------------|-----------------------------------|----------------------|
| 2008 | 2007 | 2006 | 2005 | 2004 | 2003 | 2002 | 2001 | 2000 | 1999 | | | | |
| 1096817 | 920413 | 559119 | 531179 | 503808 | 474697 | 403902 | 387989 | 377012 | 366043 | MALE ذكور | Total المجموع | Population السكان | |
| 351632 | 305797 | 278946 | 265007 | 251355 | 249428 | 212236 | 207332 | 201458 | 194703 | FEMALE اناث | | | |
| 1448449 | 1226210 | 838065 | 796186 | 755163 | 724125 | 616138 | 595321 | 578470 | 560746 | TOTAL المجموع | | | |
| 3705 | 3657 | 3344 | 3126 | 3348 | 3149 | 3053 | 2972 | 2841 | 2840 | MALE ذكور | Qatari قطري | Live Births المواليد احياء | |
| 3650 | 3521 | 3219 | 3134 | 3140 | 3044 | 2871 | 2883 | 2775 | 2734 | FEMALE اناث | | | |
| 7355 | 7178 | 6563 | 6260 | 6488 | 6193 | 5924 | 5855 | 5616 | 5574 | TOTAL المجموع | | | |
| 4998 | 4399 | 3852 | 3713 | 3454 | 3415 | 3208 | 3214 | 2899 | 2695 | MALE ذكور | Non-Qatari غير قطري | | |
| 4857 | 4104 | 3705 | 3428 | 3248 | 3248 | 3068 | 3049 | 2739 | 2577 | FEMALE اناث | | | |
| 9855 | 8503 | 7557 | 7141 | 6702 | 6663 | 6276 | 6263 | 5638 | 5272 | TOTAL المجموع | | | |
| 8703 | 8056 | 7196 | 6839 | 6802 | 6564 | 6261 | 6168 | 5740 | 5535 | MALE ذكور | Total المجموع | | |
| 8507 | 7625 | 6924 | 6562 | 6388 | 6292 | 5939 | 5932 | 5514 | 5311 | FEMALE اناث | | | |
| 17210 | 15681 | 14120 | 13401 | 13190 | 12856 | 12200 | 12118 | 11254 | 10846 | TOTAL المجموع | | | |
| 386 | 416 | 399 | 420 | 385 | 370 | 404 | 363 | 352 | 375 | MALE ذكور | Qatari قطري | Deaths الوفيات | |
| 267 | 272 | 277 | 262 | 272 | 248 | 256 | 255 | 262 | 233 | FEMALE اناث | | | |
| 653 | 688 | 676 | 682 | 657 | 618 | 660 | 618 | 614 | 608 | TOTAL المجموع | | | |
| 1069 | 903 | 875 | 688 | 539 | 526 | 451 | 468 | 427 | 421 | MALE ذكور | Non-Qatari غير قطري | | |
| 220 | 185 | 199 | 175 | 145 | 167 | 109 | 124 | 132 | 119 | FEMALE اناث | | | |
| 1289 | 1088 | 1074 | 863 | 684 | 693 | 560 | 592 | 559 | 540 | TOTAL المجموع | | | |
| 1455 | 1319 | 1274 | 1108 | 924 | 896 | 855 | 831 | 779 | 796 | MALE ذكور | Total المجموع | | |
| 487 | 457 | 476 | 437 | 417 | 415 | 365 | 379 | 394 | 352 | FEMALE اناث | | | |
| 1942 | 1776 | 1750 | 1545 | 1341 | 1311 | 1220 | 1210 | 1173 | 1148 | TOTAL المجموع | | | |
| 3319 | 3241 | 2945 | 2706 | 2963 | 2779 | 2649 | 2609 | 2489 | 2465 | MALE ذكور | Qatari قطري | Natural Increase الزيادة الطبيعية | |
| 3383 | 3249 | 2942 | 2872 | 2868 | 2796 | 2615 | 2628 | 2513 | 2501 | FEMALE اناث | | | |
| 6702 | 6490 | 5887 | 5578 | 5831 | 5575 | 6484 | 5237 | 5002 | 4966 | TOTAL المجموع | | | |
| 3929 | 3496 | 2977 | 3025 | 2915 | 2889 | 2757 | 2746 | 2472 | 2274 | MALE ذكور | Non-Qatari غير قطري | | |
| 4637 | 3919 | 3506 | 3253 | 3103 | 3081 | 2959 | 2925 | 2607 | 2458 | FEMALE اناث | | | |
| 8566 | 7415 | 6483 | 6278 | 6018 | 5970 | 5716 | 5671 | 5181 | 4732 | TOTAL المجموع | | | |
| 7248 | 6737 | 5922 | 5731 | 5878 | 5668 | 5406 | 5337 | 4961 | 4739 | MALE ذكور | Total المجموع | | |
| 8020 | 7168 | 6448 | 6125 | 5971 | 5877 | 5574 | 5553 | 5147 | 4959 | FEMALE اناث | | | |
| 15268 | 13905 | 12370 | 11856 | 11849 | 11545 | 10980 | 10908 | 10081 | 9698 | TOTAL المجموع | | | |

Source: Preventive Health Directorate, National Health Authority

VITAL STATISTICS DURING THE PERIOD (1999 - 2008)

الإحصاءات الحيوية خلال الفترة (١٩٩٩ - ٢٠٠٨)

Table No. 101

(RATES) (المعدلات)

جدول رقم (١٠١)

| YEARS | | | | | | | | | | DESCRIPTION |
|---------|-------|-------|-------|-------|-------|----------|-------|-------|-------|------------------------------|
| السنوات | | | | | | | | | | |
| 2008 | 2007 | 2006 | 2005 | 2004 | 2003 | 2002 | 2001 | 2000 | 1999 | |
| 11.9 | 12.8 | 16.8 | 16.8 | 17.4 | 17.8 | 19.8 | 20.3 | 19.5 | 19.3 | Crude Birth Rate |
| 1.3 | 1.5 | 2.1 | 1.9 | 1.8 | 1.8 | 2.0 | 2.0 | 2.0 | 2.0 | Crude Death Rate |
| 10.5 | 11.3 | 14.8 | 14.9 | 15.7 | 16.0 | 17.8 | 18.3 | 17.3 | 17.3 | Natural Increase Rate |
| 14.8 | 15.9 | 16.2 | 15.9 | 19.2 | 17.8 | 27.7 | 25.7 | 20 | 35.9 | 15- |
| 99.5 | 102.8 | 123.4 | 123.3 | 130.1 | 149.1 | 161.634 | 167.6 | 150.4 | 151.8 | 20- |
| 122.4 | 131.1 | 157.6 | 160.0 | 166.7 | 199.7 | 215.7651 | 224.5 | 210.7 | 212.1 | 25- |
| 110.9 | 117.5 | 120.3 | 118.9 | 117.7 | 122.1 | 134.3225 | 133.9 | 134.7 | 126.8 | 30- |
| 77.4 | 85.5 | 80.2 | 79.2 | 83.1 | 70.9 | 80.8 | 80.1 | 79.1 | 73.8 | 35- |
| 31.9 | 33.0 | 30.9 | 29.7 | 32.1 | 34.7 | 36.40074 | 36.9 | 37.1 | 32.7 | 40- |
| 4.9 | 4.1 | 6.4 | 8.1 | 6.8 | 8.6 | 18.6 | 7.2 | 8.4 | 8.8 | 45- |
| 2.3 | 2.4 | 2.7 | 2.7 | 2.8 | 3.0 | 3.4 | 3.4 | 3.2 | 3.2 | Total Fertility Rate(15-49) |
| 7.4 | 7.9 | 7.6 | 7.4 | 8.6 | 8.4 | 14.39571 | 12.9 | 11.2 | 17.4 | 15- |
| 48.5 | 49.5 | 59.8 | 62.2 | 62.5 | 74.9 | 83.3 | 82.1 | 74.1 | 74.8 | 20- |
| 60.0 | 63.1 | 76.9 | 77.0 | 82.4 | 103.2 | 111.5447 | 109.5 | 103.5 | 102.9 | 25- |
| 55.2 | 57.2 | 60.2 | 57.6 | 56.8 | 62.6 | 68.0 | 65.1 | 62.1 | 63.3 | 30- |
| 39.2 | 41.5 | 39.7 | 39.4 | 39.8 | 36.2 | 42.9 | 39.8 | 37.6 | 35.6 | 35- |
| 15.3 | 17.6 | 14.3 | 14.6 | 15.7 | 17.4 | 18.0 | 17.8 | 17.1 | 15.7 | 40- |
| 2.9 | 2.1 | 3.3 | 4.5 | 3.1 | 3.9 | 8.7 | 3.3 | 3.5 | 3.8 | 45- |
| 1.1 | 1.2 | 1.3 | 1.3 | 1.3 | 1.5 | 1.7 | 1.7 | 1.5 | 1.6 | Gross Reproduction R.(15-49) |

Source: Preventive Health Directorate, NHA

VITAL STATISTICS DURING THE PERIOD (1999 - 2008)

الإحصاءات الحيوية خلال الفترة (١٩٩٩ - ٢٠٠٨)

Table No. 101(contd...)

(RATES) (المعدلات)

تابع جدول رقم (١٠١)

| 2008 | 2007 | 2006 | 2005 | 2004 | 2003 | 2002 | 2001 | 2000 | 1999 | SEX الجنس | الجنسية Nationality | DESCRIPTION التفاصيل |
|------|------|------|------|------|------|------|------|------|------|---------------|------------------------|---|
| 6.7 | 7.4 | 11.1 | 8.3 | 7.8 | 11.7 | 12.4 | 9.7 | 10.9 | 10.2 | MALE ذكور | Qatari قطري | معدل وفيات الرضع (أقل من سنة) Infant Mortality Rates |
| 4.7 | 7.1 | 6.2 | 7.0 | 6.1 | 12.2 | 8.4 | 8.3 | 10.5 | 12.1 | FEMALE اناث | | |
| 5.7 | 7.2 | 8.7 | 7.7 | 6.9 | 11.9 | 10.5 | 9.1 | 10.7 | 11.1 | TOTAL المجموع | | |
| 9.6 | 6.8 | 7.5 | 9.4 | 10.4 | 11.1 | 7.8 | 9.0 | 13.1 | 10.4 | MALE ذكور | Non-Qatari غير قطري | |
| 8.6 | 8.5 | 7.6 | 7.9 | 9.9 | 7.7 | 6.5 | 9.5 | 12.4 | 8.5 | FEMALE اناث | | |
| 9.1 | 7.6 | 7.5 | 8.7 | 10.2 | 9.5 | 7.2 | 9.2 | 12.8 | 9.5 | TOTAL المجموع | | |
| 8.4 | 7.1 | 9.2 | 8.9 | 9.1 | 11.4 | 10.1 | 9.3 | 12.0 | 10.3 | MALE ذكور | Total المجموع | |
| 6.9 | 7.9 | 6.9 | 7.5 | 8.0 | 9.9 | 7.4 | 8.9 | 11.4 | 10.4 | FEMALE اناث | | |
| 7.7 | 7.5 | 8.1 | 8.2 | 8.6 | 10.7 | 8.8 | 9.2 | 11.7 | 10.3 | TOTAL المجموع | | |
| 4.3 | 5.7 | 8.1 | 5.1 | 5.7 | 8.6 | 7.5 | 4.4 | 6.3 | 6.9 | MALE ذكور | Qatari قطري | Neonatal Mortality Rates (0 - 28) days معدل وفيات حديثي الولادة يوم (صفر - ٢٨) |
| 2.7 | 4.0 | 4.0 | 3.8 | 3.5 | 7.2 | 5.2 | 4.9 | 6.5 | 8.0 | FEMALE اناث | | |
| 3.5 | 4.9 | 6.1 | 4.5 | 4.6 | 7.9 | 6.4 | 4.6 | 6.4 | 7.4 | TOTAL المجموع | | |
| 5.2 | 5.5 | 5.2 | 5.9 | 7.2 | 7.9 | 4.1 | 5.3 | 8.3 | 6.7 | MALE ذكور | Non-Qatari غير قطري | |
| 6.4 | 4.6 | 4.9 | 5.3 | 7.7 | 5.2 | 2.9 | 5.9 | 9.1 | 5.8 | FEMALE اناث | | |
| 5.8 | 5.1 | 5.0 | 5.6 | 7.5 | 6.6 | 3.5 | 5.6 | 8.7 | 6.3 | TOTAL المجموع | | |
| 4.8 | 5.6 | 6.5 | 5.6 | 6.5 | 8.2 | 5.7 | 4.8 | 7.3 | 6.7 | MALE ذكور | Total المجموع | |
| 4.8 | 4.3 | 4.5 | 4.6 | 5.6 | 6.2 | 4.0 | 5.4 | 7.8 | 7.0 | FEMALE اناث | | |
| 4.8 | 5.0 | 5.5 | 5.1 | 6.1 | 7.2 | 4.9 | 5.1 | 7.5 | 6.8 | TOTAL المجموع | | |
| 2.4 | 1.6 | 3.0 | 3.2 | 2.1 | 3.2 | 4.9 | 4.3 | 4.6 | 3.3 | MALE ذكور | Qatari قطري | Post-Neonatal Mortality Rates (28 - 364) days معدل وفيات الاطفال بعد حديثي الولادة من (28 - 364) |
| 1.9 | 3.1 | 2.2 | 3.2 | 2.6 | 4.9 | 3.1 | 4.8 | 3.9 | 4.1 | FEMALE اناث | | |
| 2.2 | 2.4 | 2.6 | 3.2 | 2.3 | 4.0 | 4.1 | 4.6 | 4.3 | 3.7 | TOTAL المجموع | | |
| 4.4 | 1.4 | 2.3 | 3.5 | 3.2 | 3.2 | 3.7 | 5.2 | 4.8 | 3.7 | MALE ذكور | Non-Qatari غير قطري | |
| 2.3 | 3.9 | 2.7 | 2.6 | 2.2 | 2.5 | 3.6 | 5.9 | 3.3 | 2.7 | FEMALE اناث | | |
| 3.3 | 2.6 | 2.5 | 3.1 | 2.7 | 2.9 | 3.7 | 5.5 | 4.1 | 3.2 | TOTAL المجموع | | |
| 3.6 | 1.5 | 2.6 | 3.4 | 2.6 | 3.2 | 4.3 | 4.8 | 4.7 | 3.6 | MALE ذكور | Total المجموع | |
| 2.1 | 3.5 | 2.5 | 2.9 | 2.3 | 3.7 | 3.4 | 5.3 | 3.6 | 3.4 | FEMALE اناث | | |
| 2.9 | 2.5 | 2.5 | 3.1 | 2.5 | 3.4 | 3.9 | 5.1 | 4.2 | 3.5 | TOTAL المجموع | | |

Source: Preventive Health Directorate, NHA

| YEARS السنوات | | | | | | | | | | SEX الجنس | Nationality | DESCRIPTION التفصيل | |
|---------------|------|------|------|------|------|------|------|------|------|---------------|------------------------|---|--|
| 2008 | 2007 | 2006 | 2005 | 2004 | 2003 | 2002 | 2001 | 2000 | 1999 | | | | |
| Not Available | | 10.4 | 9.9 | 8.3 | 12.6 | 8.8 | 10.1 | 12.2 | 10.8 | MALE ذكور | Qatari قطري | Peri-natal Death Rates معدل الوفاة حول الولادة | |
| | | 8.6 | 8.2 | 7.0 | 10.8 | 7.3 | 7.6 | 10.1 | 12.0 | FEMALE اناث | | | |
| | | 9.5 | 9.0 | 7.7 | 11.7 | 8.1 | 8.9 | 11.2 | 11.4 | TOTAL المجموع | | | |
| | | 10.8 | 12.0 | 9.8 | 11.6 | 8.7 | 10.9 | 12.4 | 10.7 | MALE ذكور | Non-Qatari غير قطري | | |
| | | 7.0 | 11.3 | 9.5 | 7.4 | 6.8 | 10.2 | 9.1 | 14.2 | FEMALE اناث | | | |
| | | 8.9 | 11.7 | 9.7 | 9.5 | 7.8 | 10.5 | 12.5 | 12.4 | TOTAL المجموع | | | |
| | | 10.6 | 11.0 | 9.6 | 12.1 | 8.7 | 10.5 | 12.3 | 10.8 | MALE ذكور | Total المجموع | | |
| | | 7.8 | 9.8 | 8.2 | 9.0 | 7.1 | 8.9 | 11.4 | 13.1 | FEMALE اناث | | | |
| | | 9.2 | 10.4 | 8.7 | 10.6 | 7.9 | 9.7 | 11.8 | 11.9 | TOTAL المجموع | | | |
| | | 5.4 | 6.7 | 4.2 | 6.3 | 4.9 | 7.1 | 6.7 | 6.6 | MALE ذكور | Qatari قطري | Foetal Death Rates معدل المواليد موتى | |
| | | 6.3 | 6.4 | 5.1 | 5.9 | 4.2 | 3.8 | 5.8 | 6.5 | FEMALE اناث | | | |
| | | 5.6 | 6.5 | 4.6 | 6.4 | 4.5 | 5.5 | 6.1 | 6.6 | TOTAL المجموع | | | |
| | | 6.9 | 7.8 | 6.1 | 7.0 | 6.2 | 7.8 | 7.9 | 5.5 | MALE ذكور | Non-Qatari غير قطري | | |
| | | 4.9 | 7.9 | 4.0 | 5.2 | 4.9 | 5.9 | 6.6 | 9.6 | FEMALE اناث | | | |
| | | 5.7 | 7.8 | 5.1 | 6.1 | 5.5 | 6.9 | 7.3 | 7.5 | TOTAL المجموع | | | |
| | | 6.2 | 7.3 | 5.2 | 6.7 | 5.6 | 7.5 | 7.3 | 6.1 | MALE ذكور | Total المجموع | | |
| | | 5.6 | 7.2 | 4.5 | 5.5 | 4.5 | 4.9 | 6.2 | 8 | FEMALE اناث | | | |
| | | 5.6 | 7.2 | 4.9 | 6.3 | 5.1 | 6.2 | 6.7 | 7 | TOTAL المجموع | | | |
| | 13.6 | 13.9 | 0.0 | 16.0 | 0.0 | 32.3 | 16.9 | 17.1 | 0.0 | 0.0 | Qatari | | Maternal Mortality rate per 100000 live births معدل وفيات الامومة لكل |
| | 10.1 | 47.0 | 13.2 | 28.0 | 14.9 | 15.0 | 0.0 | 0.0 | 17.7 | 0.0 | Non-Qatari | | |
| 11.6 | 31.9 | 7.1 | 22.4 | 7.6 | 23.3 | 8.2 | 8.3 | 8.9 | 0.0 | Total | | | |
| 8.1 | 9.8 | 13.5 | 12.5 | 10.2 | 13.7 | 15.1 | 10.8 | 14.1 | 14.4 | MALE ذكور | Qatari قطري | Children (0-4) Mortality Rate/1000 live births | |
| 7.4 | 7.1 | 9.3 | 8.6 | 7.3 | 13.5 | 9.1 | 10.4 | 11.5 | 14.3 | FEMALE اناث | | | |
| 7.7 | 8.5 | 11.4 | 10.5 | 8.8 | 13.6 | 12.2 | 10.6 | 12.8 | 14.3 | TOTAL المجموع | | | |
| 10.8 | 9.5 | 9.9 | 11.3 | 11.0 | 14.6 | 8.4 | 13.4 | 13.4 | 12.2 | MALE ذكور | Non-Qatari غير قطري | | |
| 10.9 | 9.5 | 10.3 | 9.3 | 12.9 | 8.0 | 8.1 | 11.2 | 13.5 | 9.7 | FEMALE اناث | | | |
| 10.9 | 9.5 | 10.1 | 10.4 | 11.9 | 11.4 | 8.3 | 12.3 | 13.5 | 11.0 | TOTAL المجموع | | | |
| 9.7 | 9.7 | 11.5 | 11.8 | 10.6 | 14.2 | 11.7 | 12.1 | 13.7 | 13.4 | MALE ذكور | Total المجموع | | |
| 9.4 | 8.4 | 9.8 | 9.0 | 10.2 | 10.6 | 8.6 | 10.8 | 12.5 | 12.1 | FEMALE اناث | | | |
| 9.5 | 9.1 | 10.7 | 10.4 | 10.4 | 12.4 | 10.2 | 11.5 | 13.1 | 12.7 | TOTAL المجموع | | | |

توقع البقاء على قيد الحياة حسب فئة العمر لعام ٢٠٠٧م

EXPECTATION OF LIFE BY AGE GROUP FOR THE YEAR 2007

Table No (102)

بول رقم (١٠٢)

| e | T | L | d | j | q | m | nDx | nPx | x |
|-------------|---------|--------|-------|--------|-------------|-------------|-----|---------|---------|
| 77.80112813 | 7780113 | 99359 | 916 | 100000 | 0.009162544 | 0.009204714 | 117 | 12,711 | 0 |
| 77.51780222 | 7680754 | 395984 | 176 | 99084 | 0.001771797 | 0.000443342 | 25 | 56,390 | 1 - 4 |
| 73.6518419 | 7284770 | 494244 | 119 | 98908 | 0.001202043 | 0.000240553 | 15 | 62,356 | 5 - 9 |
| 68.73747244 | 6790527 | 493402 | 218 | 98789 | 0.002206218 | 0.000441731 | 24 | 54,332 | 10 - 14 |
| 63.88392983 | 6297125 | 491518 | 536 | 98571 | 0.005433724 | 0.001089705 | 60 | 55,061 | 15 - 19 |
| 59.21929542 | 5805607 | 489420 | 303 | 98036 | 0.003095133 | 0.000619986 | 99 | 159,681 | 20 - 24 |
| 54.39539424 | 5316187 | 487915 | 299 | 97732 | 0.003056789 | 0.000612294 | 130 | 212,316 | 25 - 29 |
| 49.55451391 | 4828273 | 486314 | 342 | 97434 | 0.003506697 | 0.000702571 | 123 | 175,071 | 30 - 34 |
| 44.7201005 | 4341959 | 484414 | 418 | 97092 | 0.0043059 | 0.000863038 | 127 | 147,155 | 35 - 39 |
| 39.90268219 | 3857545 | 482137 | 493 | 96674 | 0.005099301 | 0.001022467 | 110 | 107,583 | 40 - 44 |
| 35.09438729 | 3375408 | 479030 | 750 | 96181 | 0.007794962 | 0.001565092 | 123 | 78,590 | 45 - 49 |
| 30.35045535 | 2896378 | 474012 | 1258 | 95431 | 0.013177494 | 0.002652979 | 138 | 52,017 | 50 - 54 |
| 25.72235526 | 2422366 | 465722 | 2059 | 94174 | 0.021859068 | 0.004420123 | 117 | 26,470 | 55 - 59 |
| 21.24131835 | 1956645 | 450844 | 3893 | 92115 | 0.042257254 | 0.008633873 | 105 | 12,161 | 60 - 64 |
| 17.06821747 | 1505801 | 420943 | 8068 | 88223 | 0.091448492 | 0.019166052 | 115 | 6,000 | 65 - 69 |
| 13.53455318 | 1084858 | 373729 | 10818 | 80155 | 0.134959799 | 0.028945178 | 108 | 3,731 | 70 - 74 |
| 10.25611605 | 711129 | 314041 | 13058 | 69337 | 0.188323767 | 0.041580005 | 89 | 2,140 | 75 - 79 |
| 7.055677165 | 397088 | 397088 | 56279 | 56279 | 1 | 0.14173 | 151 | 2,445 | 80 + |

Population Pyramid for the year 2008 (The State of Qatar)

